

NEW ERA RACE RESULTS

CLUB CHAMPIONSHIPS

ROUND 5

MALLORY PARK

31st MAY 2010

RESULTS BY



HS Sports Ltd
Unit 5, Radnor Park Industrial Estate
Congleton, Cheshire CW12 4XN
Tel. +44 (0)1260 275708
Fax +44 (0)1260 278352
www.hssports.co.uk

NEW ERA RACE RESULTS

ALLCOMERS CHAMPIONSHIP

70cc up to 690cc

RESULTS BY



HS Sports Ltd
Unit 5, Radnor Park Industrial Estate
Congleton, Cheshire CW12 4XN
Tel. +44 (0)1260 275708
Fax +44 (0)1260 278352
www.hssports.co.uk

NEW ERA RACE RESULTS

Mallory Park - Monday 31st May 2010

Club Championships - Round 5

ALLCOMERS CHAMPIONSHIP - 70cc up to 690cc

TIMED PRACTICE

Pl	No	Cl	Name	Machine	Entrant/Sponsor	Laps	Time on Lap	Behind	MPH	
1	29	DA	Mark LISTER	Ducati 620	OD2 Racing	9	1:00.90	7	82.17	
2	10	SV	David WOOD	Suzuki 650	Dave Wood Racing	10	1:01.49	10	00.59	81.38
3	91	125	Andrew FISHER	Honda 125		10	1:01.60	2	00.70	81.23
4	55	250	Fred BURBAGE	Yamaha 250		7	1:02.17	5	01.27	80.49
5	2	F4	James JACKSON	Kawasaki 400	MJS Motor Repair	10	1:03.21	9	02.31	79.16
6	194	F4 J	Nicky PEARCE	Yamaha 450		6	1:03.35	4	02.45	78.99
7	14	250	David ALLEN	Honda 250		8	1:04.64	8	03.74	77.41
8	28	2S	Huw EDWARDS	Rotax 247		6	1:06.04	3	05.14	75.77
9	42	DA	Steve HANDS	Ducati 620	Maquis Systems Ltd	10	1:06.14	6	05.24	75.66
10	88	DA	Kevin ELLIS	Ducati 618	L&J Motorcycles	7	1:06.25	4	05.35	75.53
11	67	DB	Steven KLEE	Ducati 583	Firbimatic	6	1:06.33	6	05.43	75.44
12	70	DA	Neil APPLEBY	Ducati 620	Italsport	9	1:06.46	9	05.56	75.29
13	61	DB	Phil WILCOCK	Ducati 583	Wilco Autos / Hair City	6	1:06.48	4	05.58	75.27
14	26	DB	Matthew LARRETT	Ducati 583	CAV Electrical	6	1:06.49	4	05.59	75.26
15	68	DA	Paul PAYNE	Ducati 620	Motorapido / Talking Tots	10	1:06.50	6	05.60	75.25
16	72	DB	Matthew LAWSON	Ducati 583	Little Market	9	1:06.54	9	05.64	75.20
17	117	DB	Dean RUSSELL	Ducati 583	Newland Conveyors	9	1:06.64	9	05.74	75.09
18	74	F4 N	Damien SMITH	Kawasaki 400	Digital & Logical Solutions Ltd	3	1:06.70	2	05.80	75.02
19	35	DB	Ron JOLLEY	Ducati 583	Towcester Tyre Services	9	1:07.16	9	06.26	74.51
20	7	F4	Lee HEMBURY	Kawasaki 400	mummyslittlesoldier.co.uk	5	1:07.26	4	06.36	74.40
21	12	2S	Peter THORNE	Rotax 250		6	1:07.40	4	06.50	74.24
22	3	DB	Kevin PALMER	Ducati 583	Palmer & Phillips	9	1:07.41	4	06.51	74.23
23	71	DB	Michael TESSYMAN	Ducati 583		9	1:07.94	9	07.04	73.65
24	245	DB	Wesley THIRKELL	Ducati 583	Maybe - One Day	9	1:08.82	9	07.92	72.71
25	6	DB	Craig FISHER	Ducati 583	centrixsoftware.com	9	1:08.84	4	07.94	72.69
26	4	125 J	Jake BAYFORD	Conti 80		9	1:09.08	8	08.18	72.44
27	24	DB	Paul NELSON	Ducati 600		8	1:09.59	7	08.69	71.91
28	69	DB	Mark ELLERAY	Ducati 583	Abbot Solutions	9	1:09.66	9	08.76	71.83
29	66	DB	Paul KENNEDY	Ducati 583	Fathom Creative Ltd	9	1:10.26	8	09.36	71.22
30	79	125 N	Jamie ASHBY	Aprilia F125		7	1:10.46	7	09.56	71.02
31	97	DB	Carl HOPKIN	Ducati 583		6	1:10.54	6	09.64	70.94
32	20	2S	John HIORNS	Yamaha 350		8	1:11.73	4	10.83	69.76
33	9	125	Greg GREENWOOD	Aprilia F125		3	1:15.02	3	14.12	66.70

No. 77 - did not complete one timed lap

Start Time : 09:32

31 May 10 09:46

Clerk of Course :

Time Issued :

Chief Timekeeper : Anthony Smith

THESE RESULTS REMAIN PROVISIONAL FOR A MINIMUM OF 30 MINUTES FROM THE TIME OF ISSUE

HS Sports Timing and Results Systems - Results and Lap Times at www.hssports.co.uk

ALLCOMERS CHAMPIONSHIP - 70cc up to 690cc

LAP TIMES - TIMED PRACTICE

2	James JACKSON										
	Lap	1	2	3	4	5	6	7	8	9	10
	1	1:06.59	1:04.98	1:05.84	1:04.43	1:04.44	1:06.48	1:03.84	1:06.09	1:03.21	1:05.75
3	Kevin PALMER										
	Lap	1	2	3	4	5	6	7	8	9	10
	1	1:09.94	1:09.67	1:07.54	1:07.41	1:08.27	1:10.02	1:09.87	1:09.43	1:08.01	
4	Jake BAYFORD										
	Lap	1	2	3	4	5	6	7	8	9	10
	1	1:11.35	1:09.74	1:09.16	1:11.57	1:10.68	1:11.23	1:09.62	1:09.08	1:11.28	
6	Craig FISHER										
	Lap	1	2	3	4	5	6	7	8	9	10
	1	1:16.27	1:11.12	1:10.52	1:08.84	1:10.23	1:09.22	1:09.51	1:09.66	1:10.51	
7	Lee HEMBURY										
	Lap	1	2	3	4	5	6	7	8	9	10
	1	1:18.40	1:12.19	1:09.01	1:07.26	1:08.29					
9	Greg GREENWOOD										
	Lap	1	2	3	4	5	6	7	8	9	10
	1	1:20.70	1:16.74	1:15.02							
10	David WOOD										
	Lap	1	2	3	4	5	6	7	8	9	10
	1	1:08.50	1:04.86	1:02.54	1:03.02	1:02.66	1:02.86	1:01.80	1:01.86	1:02.31	1:01.49
12	Peter THORNE										
	Lap	1	2	3	4	5	6	7	8	9	10
	1	1:11.51	1:08.55	1:09.45	1:07.40	1:08.41	1:12.89				
14	David ALLEN										
	Lap	1	2	3	4	5	6	7	8	9	10
	1	1:18.19	1:11.26	1:07.92	1:06.95	1:08.16	1:07.96	1:07.06	1:04.64		
20	John HIORNS										
	Lap	1	2	3	4	5	6	7	8	9	10
	1	1:16.81	1:14.17	1:13.35	1:11.73	1:11.75	1:13.69	1:12.58	1:12.55		
24	Paul NELSON										
	Lap	1	2	3	4	5	6	7	8	9	10
	1	1:19.07	1:15.25	1:13.07	1:13.25	1:12.54	1:11.57	1:09.59	1:13.18		
26	Matthew LARRETT										
	Lap	1	2	3	4	5	6	7	8	9	10
	1	1:09.76	1:12.03	1:06.63	1:06.49	1:07.78	1:06.98				
28	Huw EDWARDS										
	Lap	1	2	3	4	5	6	7	8	9	10
	1	1:13.13	1:10.59	1:06.04	1:06.98	1:10.40	1:11.12				

29	Mark LISTER										
	Lap	1	2	3	4	5	6	7	8	9	10
	1	1:13.13	1:07.10	1:05.20	1:05.16	1:04.04	1:03.08	1:00.90	1:01.07	1:01.23	
35	Ron JOLLEY										
	Lap	1	2	3	4	5	6	7	8	9	10
	1	1:09.91	1:08.66	1:09.14	1:07.69	1:08.36	1:08.73	1:08.58	1:08.15	1:07.16	
42	Steve HANDS										
	Lap	1	2	3	4	5	6	7	8	9	10
	1	1:08.88	1:09.50	1:06.17	1:07.64	1:07.17	1:06.14	1:07.25	1:06.54	1:06.62	1:10.69
55	Fred BURBAGE										
	Lap	1	2	3	4	5	6	7	8	9	10
	1	1:09.59	1:05.79	1:03.76	1:02.84	1:02.17	1:03.39	1:04.19			
61	Phil WILCOCK										
	Lap	1	2	3	4	5	6	7	8	9	10
	1	1:08.84	1:09.40	1:06.61	1:06.48	1:07.12	1:07.00				
66	Paul KENNEDY										
	Lap	1	2	3	4	5	6	7	8	9	10
	1	1:19.31	1:12.94	1:11.94	1:12.54	1:11.16	1:12.55	1:13.59	1:10.26	1:10.96	
67	Steven KLEE										
	Lap	1	2	3	4	5	6	7	8	9	10
	1	1:09.39	1:08.65	1:07.03	1:07.36	1:08.25	1:06.33				
68	Paul PAYNE										
	Lap	1	2	3	4	5	6	7	8	9	10
	1	1:08.83	1:07.78	1:06.90	1:08.11	1:08.01	1:06.50	1:07.93	1:08.53	1:07.52	1:07.78
69	Mark ELLERAY										
	Lap	1	2	3	4	5	6	7	8	9	10
	1	1:13.45	1:12.78	1:12.87	1:13.59	1:17.32	1:17.08	1:13.83	1:12.63	1:09.66	
70	Neil APPLEBY										
	Lap	1	2	3	4	5	6	7	8	9	10
	1	1:14.00	1:11.73	1:10.63	1:07.55	1:07.73	1:06.79	1:07.76	1:08.57	1:06.46	
71	Michael TESSYMAN										
	Lap	1	2	3	4	5	6	7	8	9	10
	1	1:13.15	1:12.55	1:10.85	1:09.22	1:10.15	1:10.60	1:09.17	1:09.98	1:07.94	
72	Matthew LAWSON										
	Lap	1	2	3	4	5	6	7	8	9	10
	1	1:15.11	1:10.89	1:07.70	1:07.84	1:08.77	1:08.48	1:07.38	1:07.03	1:06.54	
74	Damien SMITH										
	Lap	1	2	3	4	5	6	7	8	9	10
	1	1:08.03	1:06.70	1:15.90							
79	Jamie ASHBY										
	Lap	1	2	3	4	5	6	7	8	9	10
	1	1:14.48	1:12.73	1:11.17	1:10.86	1:10.66	2:52.85	1:10.46			

88	Kevin ELLIS										
	Lap	1	2	3	4	5	6	7	8	9	10
	1	1:08.74	1:09.89	1:07.32	1:06.25	1:07.88	1:06.74	1:07.36			
91	Andrew FISHER										
	Lap	1	2	3	4	5	6	7	8	9	10
	1	1:04.27	1:01.60	1:02.54	1:02.45	1:03.12	1:02.45	1:14.88	1:06.69	1:03.73	1:01.69
97	Carl HOPKIN										
	Lap	1	2	3	4	5	6	7	8	9	10
	1	1:19.38	1:14.71	1:12.14	1:12.78	1:13.85	1:10.54				
117	Dean RUSSELL										
	Lap	1	2	3	4	5	6	7	8	9	10
	1	1:14.25	1:12.08	1:08.71	1:07.62	1:08.34	1:09.99	1:07.11	1:07.58	1:06.64	
194	Nicky PEARCE										
	Lap	1	2	3	4	5	6	7	8	9	10
	1	1:03.83	1:06.11	1:03.97	1:03.35	1:05.67	1:05.52				
245	Wesley THIRKELL										
	Lap	1	2	3	4	5	6	7	8	9	10
	1	1:16.45	1:13.44	1:12.85	1:11.90	1:15.40	1:13.84	1:13.39	1:10.36	1:08.82	

NEW ERA RACE GRID

ALLCOMERS CHAMPIONSHIP - 70cc up to 660cc

RACE 1

ROW 8	32	31	30	77 - CATLING 29
ROW 7	20 01:11.730 HIORNS 28	97 01:10.540 HOPKIN 27	79 01:10.460 ASHBY 26	66 01:10.260 KENNEDY 25
ROW 6	69 01:09.660 ELLERAY 24	24 01:09.590 NELSON 23	4 01:09.080 BAYFORD 22	6 01:08.840 FISHER 21
ROW 5	245 01:08.820 THIRKELL 20	71 01:07.940 TESSYMAN 19	3 01:07.410 PALMER 18	12 01:07.400 THORNE 17
ROW 4	35 01:07.160 JOLLEY 16	117 01:06.640 RUSSELL 15	72 01:06.540 LAWSON 14	68 01:06.500 PAYNE 13
ROW 3	26 01:06.490 LARRETT 12	61 01:06.480 WILCOCK 11	70 01:06.460 APPLEBY 10	88 01:06.250 ELLIS 9
ROW 2	42 01:06.140 HANDS 8	28 01:06.040 EDWARDS 7	194 01:03.350 PEARCE 6	2 01:03.210 JACKSON 5
ROW 1	55 01:02.170 BURBAGE 4	91 01:01.600 FISHER 3	10 01:01.490 WOOD 2	29 01:00.900 LISTER 1
				POLE

RESERVES IN THE ORDER - 9, 14, 7, 74, 67, 572

NEW ERA RACE RESULTS

Mallory Park - Monday 31st May 2010

Club Championships - Round 5

ALLCOMERS CHAMPIONSHIP - 70cc up to 690cc

RESULT - RACE 1

PI	No	Cl	Name	Machine	Entrant/Sponsor	Laps	Time	Behind	MPH	Best Lap on	MPH
1	55	250	Fred BURBAGE	Yamaha 250		10	10:08.38		82.25	58.54	10 85.48
2	91	125	Andrew FISHER	Honda 125		10	10:09.20	0.82	82.14	59.50	10 84.10
3	194	F4 J	Nicky PEARCE	Yamaha 450		10	10:15.60	7.22	81.29	1:00.31	5 82.97
4	2	F4	James JACKSON	Kawasaki 400	MJS Motor Repair	10	10:31.74	23.36	79.21	1:01.56	10 81.29
5	10	SV	David WOOD	Suzuki 650	Dave Wood Racing	10	10:31.90	23.52	79.19	1:01.72	6 81.08
6	74	F4 N	Damien SMITH	Kawasaki 400	Digital & Logical Solution	10	10:45.47	37.09	77.52	1:02.30	6 80.32
7	14	250	David ALLEN	Honda 250		10	10:46.58	38.20	77.39	1:01.91	8 80.83
8	70	DA	Neil APPLEBY	Ducati 620	Italsport	10	10:58.92	50.54	75.94	1:03.96	7 78.24
9	42	DA	Steve HANDS	Ducati 620	Maquis Systems Ltd	10	10:59.31	50.93	75.90	1:03.72	10 78.53
10	68	DA	Paul PAYNE	Ducati 620	Motorapido / Talking Tots	10	11:01.20	52.82	75.68	1:04.88	10 77.13
11	61	DB	Phil WILCOCK	Ducati 583	Wilco Autos / Hair City	10	11:01.49	53.11	75.65	1:04.45	8 77.64
12	12	2S	Peter THORNE	Rotax 250		10	11:01.96	53.58	75.59	1:04.20	9 77.94
13	117	DB	Dean RUSSELL	Ducati 583	Newland Conveyors	10	11:04.05	55.67	75.36	1:04.28	4 77.85
14	67	DB	Steven KLEE	Ducati 583	Firbimatic	10	11:04.70	56.32	75.28	1:04.64	7 77.41
15	88	DA	Kevin ELLIS	Ducati 618	L&J Motorcycles	10	11:05.16	56.78	75.23	1:04.91	6 77.09
16	3	DB	Kevin PALMER	Ducati 583	Palmer & Phillips	9	10:15.85	1 Lap	73.13	1:06.60	8 75.14
17	245	DB	Wesley THIRKELL	Ducati 583	Maybe - One Day	9	10:17.28	1 Lap	72.96	1:06.99	8 74.70
18	4	125 J	Jake BAYFORD	Conti 80		9	10:17.87	1 Lap	72.89	1:07.00	3 74.69
19	24	DB	Paul NELSON	Ducati 600		9	10:21.02	1 Lap	72.52	1:07.00	8 74.69
20	66	DB	Paul KENNEDY	Ducati 583	Fathom Creative Ltd	9	10:23.38	1 Lap	72.24	1:07.13	5 74.54
21	79	125 N	Jamie ASHBY	Aprilia F125		9	10:23.47	1 Lap	72.23	1:07.66	5 73.96

Not-Classified

77	DB	Neal CATLING	Ducati 583	Parkinson Motorcycles	3	3:32.29	DNF	70.71	1:07.09	3	74.59
9	125	Greg GREENWOOD	Aprilia F125		2	2:40.93	DNF	62.19	1:13.95	2	67.67

Fastest Lap

55	250	Fred BURBAGE	Yamaha 250						58.54	10	85.48
91	125	Andrew FISHER	Honda 125						59.50	10	84.10
194	F4	Nicky PEARCE	Yamaha 450						1:00.31	5	82.97
10	SV	David WOOD	Suzuki 650	Dave Wood Racing					1:01.72	6	81.08
42	DA	Steve HANDS	Ducati 620	Maquis Systems Ltd					1:03.72	10	78.53
12	2S	Peter THORNE	Rotax 250						1:04.20	9	77.94
117	DB	Dean RUSSELL	Ducati 583	Newland Conveyors					1:04.28	4	77.85

Start Time : 11:50

31 May 10 12:02

Clerk of Course :

Time Issued :

Chief Timekeeper : Anthony Smith

THESE RESULTS REMAIN PROVISIONAL FOR A MINIMUM OF 30 MINUTES FROM THE TIME OF ISSUE

HS Sports Timing and Results Systems - Results and Lap Times at www.hssports.co.uk

ALLCOMERS CHAMPIONSHIP - 70cc up to 690cc

LAP TIMES - RACE 1

2	James JACKSON										
Lap	1	2	3	4	5	6	7	8	9	10	
1	1:09.74	1:02.59	1:02.55	1:02.81	1:02.33	1:03.41	1:02.30	1:02.08	1:02.37	1:01.56	
3	Kevin PALMER										
Lap	1	2	3	4	5	6	7	8	9	10	
1	1:15.46	1:08.32	1:07.98	1:07.82	1:07.92	1:07.67	1:07.38	1:06.60	1:06.70		
4	Jake BAYFORD										
Lap	1	2	3	4	5	6	7	8	9	10	
1	1:15.28	1:07.35	1:07.00	1:07.28	1:07.85	1:08.50	1:09.20	1:08.18	1:07.23		
9	Greg GREENWOOD										
Lap	1	2	3	4	5	6	7	8	9	10	
1	1:26.98	1:13.95									
10	David WOOD										
Lap	1	2	3	4	5	6	7	8	9	10	
1	1:09.74	1:04.08	1:02.55	1:02.18	1:01.79	1:01.72	1:02.23	1:02.68	1:02.63	1:02.30	
12	Peter THORNE										
Lap	1	2	3	4	5	6	7	8	9	10	
1	1:13.67	1:06.44	1:05.54	1:05.36	1:06.24	1:05.12	1:05.27	1:05.11	1:04.20	1:05.01	
14	David ALLEN										
Lap	1	2	3	4	5	6	7	8	9	10	
1	1:15.78	1:04.90	1:05.74	1:04.20	1:04.37	1:02.16	1:02.33	1:01.91	1:02.97	1:02.22	
24	Paul NELSON										
Lap	1	2	3	4	5	6	7	8	9	10	
1	1:19.19	1:08.84	1:08.10	1:07.81	1:07.55	1:07.22	1:07.62	1:07.00	1:07.69		
42	Steve HANDS										
Lap	1	2	3	4	5	6	7	8	9	10	
1	1:13.46	1:05.42	1:05.35	1:05.81	1:05.84	1:04.85	1:05.62	1:04.66	1:04.58	1:03.72	
55	Fred BURBAGE										
Lap	1	2	3	4	5	6	7	8	9	10	
1	1:13.33	1:01.64	59.74	59.30	59.48	58.72	58.71	59.04	59.88	58.54	
61	Phil WILCOCK										
Lap	1	2	3	4	5	6	7	8	9	10	
1	1:11.50	1:05.83	1:05.88	1:05.34	1:06.01	1:05.34	1:05.84	1:04.45	1:05.76	1:05.54	
66	Paul KENNEDY										
Lap	1	2	3	4	5	6	7	8	9	10	
1	1:20.20	1:09.22	1:07.86	1:08.32	1:07.13	1:07.34	1:07.28	1:07.90	1:08.13		
67	Steven KLEE										
Lap	1	2	3	4	5	6	7	8	9	10	
1	1:16.88	1:07.08	1:05.88	1:05.18	1:05.01	1:04.66	1:04.64	1:04.84	1:05.34	1:05.19	

68	Paul PAYNE										
	Lap	1	2	3	4	5	6	7	8	9	10
	1	1:12.49	1:05.65	1:05.82	1:05.43	1:05.46	1:06.38	1:04.97	1:05.00	1:05.12	1:04.88
70	Neil APPLEBY										
	Lap	1	2	3	4	5	6	7	8	9	10
	1	1:13.31	1:05.28	1:06.36	1:05.54	1:05.21	1:04.93	1:03.96	1:05.23	1:04.48	1:04.62
74	Damien SMITH										
	Lap	1	2	3	4	5	6	7	8	9	10
	1	1:16.80	1:03.79	1:04.17	1:04.07	1:02.84	1:02.30	1:02.86	1:03.17	1:02.80	1:02.67
77	Neal CATLING										
	Lap	1	2	3	4	5	6	7	8	9	10
	1	1:18.03	1:07.17	1:07.09							
79	Jamie ASHBY										
	Lap	1	2	3	4	5	6	7	8	9	10
	1	1:18.75	1:08.70	1:08.29	1:07.91	1:07.66	1:08.05	1:08.17	1:08.00	1:07.94	
88	Kevin ELLIS										
	Lap	1	2	3	4	5	6	7	8	9	10
	1	1:13.39	1:06.58	1:06.34	1:05.12	1:05.02	1:04.91	1:05.50	1:06.38	1:05.39	1:06.53
91	Andrew FISHER										
	Lap	1	2	3	4	5	6	7	8	9	10
	1	1:07.84	1:00.85	1:00.06	1:00.00	59.98	1:00.33	59.81	59.85	1:00.98	59.50
117	Dean RUSSELL										
	Lap	1	2	3	4	5	6	7	8	9	10
	1	1:16.39	1:06.34	1:05.31	1:04.28	1:05.46	1:05.12	1:05.18	1:05.36	1:05.43	1:05.18
194	Nicky PEARCE										
	Lap	1	2	3	4	5	6	7	8	9	10
	1	1:05.71	1:01.52	1:00.94	1:00.94	1:00.31	1:00.61	1:00.53	1:00.81	1:01.50	1:02.73
245	Wesley THIRKELL										
	Lap	1	2	3	4	5	6	7	8	9	10
	1	1:17.13	1:07.33	1:08.05	1:07.60	1:07.79	1:07.77	1:07.24	1:06.99	1:07.38	

Lap Chart

ALLCOMERS CHAMPIONSHIP - 70cc up to 690cc - RACE 1

Lap 1		Lap 2		Lap 3		Lap 4		Lap 5		Lap 6		Lap 7		Lap 8		Lap 9		Lap 10		
No	Time	No	Time	No	Time	No	Time	No	Time	No	Time	No	Time	No	Time	No	Time	No	Time	
194	1:05.71	194	2:07.23	194	3:08.17	91	4:08.75	91	5:08.73	91	6:09.06	91	7:08.87	91	8:08.72	91	9:09.70	55	10:08.38	
91	1:07.84	91	2:08.69	91	3:08.75	194	4:09.11	194	5:09.42	194	6:10.03	194	7:10.56	55	8:09.96	55	9:09.84	91	10:09.20	
10	1:09.74	2	2:12.33	55	3:14.71	55	4:14.01	55	5:13.49	55	6:12.21	55	7:10.92	194	8:11.37	245	9:09.90 *1	194	10:15.60	
2	1:09.74	10	2:13.82	2	3:14.88	2	4:17.69	2	5:20.02	10	6:22.06	10	7:24.29	10	8:26.97	4	9:10.64 *1	3	10:15.85 *1	
61	1:11.50	55	2:14.97	10	3:16.37	10	4:18.55	10	5:20.34	2	6:23.43	2	7:25.73	2	8:27.81	194	9:12.87	245	10:17.28 *1	
68	1:12.49	61	2:17.33	61	3:23.21	61	4:28.55	74	5:31.67	74	6:33.97	74	7:36.83	74	8:40.00	24	9:13.33 *1	4	10:17.87 *1	
70	1:13.31	68	2:18.14	68	3:23.96	74	4:28.83	61	5:34.56	14	6:37.15	14	7:39.48	14	8:41.39	66	9:15.25 *1	24	10:21.02 *1	
55	1:13.33	70	2:18.59	42	3:24.23	68	4:29.39	68	5:34.85	61	6:39.90	70	7:44.59	70	8:49.82	79	9:15.53 *1	66	10:23.38 *1	
88	1:13.39	42	2:18.88	74	3:24.76	42	4:30.04	14	5:34.99	70	6:40.63	61	7:45.74	61	8:50.19	10	9:29.60	79	10:23.47 *1	
42	1:13.46	88	2:19.97	70	3:24.95	70	4:30.49	70	5:35.70	42	6:40.73	68	7:46.20	42	8:51.01	2	9:30.18	2	10:31.74	
12	1:13.67	12	2:20.11	12	3:25.65	14	4:30.62	42	5:35.88	68	6:41.23	42	7:46.35	68	8:51.20	74	9:42.80	10	10:31.90	
4	1:15.28	74	2:20.59	88	3:26.31	12	4:31.01	88	5:36.45	88	6:41.36	88	7:46.86	12	8:52.75	14	9:44.36	74	10:45.47	
3	1:15.46	14	2:20.68	14	3:26.42	88	4:31.43	12	5:37.25	12	6:42.37	12	7:47.64	88	8:53.24	70	9:54.30	14	10:46.58	
14	1:15.78	4	2:22.63	117	3:28.04	117	4:32.32	117	5:37.78	117	6:42.90	117	7:48.08	117	8:53.44	42	9:55.59	70	10:58.92	
117	1:16.39	117	2:22.73	4	3:29.63	67	4:35.02	67	5:40.03	67	6:44.69	67	7:49.33	67	8:54.17	61	9:55.95	42	10:59.31	
74	1:16.80	3	2:23.78	67	3:29.84	4	4:36.91	4	5:44.76	4	6:53.26	4	8:02.46	3	9:09.15	68	9:56.32	68	11:01.20	
67	1:16.88	67	2:23.96	3	3:31.76	3	4:39.58	3	5:47.50	3	6:55.17	3	8:02.55			12	9:56.95	61	11:01.49	
245	1:17.13	245	2:24.46	77	3:32.29	245	4:40.11	245	5:47.90	245	6:55.67	245	8:02.91			88	9:58.63	12	11:01.96	
77	1:18.03	77	2:25.20	245	3:32.51	79	4:43.65	79	5:51.31	24	6:58.71	24	8:06.33			117	9:58.87	117	11:04.05	
79	1:18.75	79	2:27.45	79	3:35.74	24	4:43.94	24	5:51.49	79	6:59.36	66	8:07.35			67	9:59.51	67	11:04.70	
24	1:19.19	24	2:28.03	24	3:36.13	66	4:45.60	66	5:52.73	66	7:00.07	79	8:07.53					88	11:05.16	
66	1:20.20	66	2:29.42	66	3:37.28															
9	1:26.98	9	2:40.93																	

NEW ERA RACE RESULTS

ALLCOMERS CHAMPIONSHIP

Formula Xtreme up to 1300cc

RESULTS BY



HS Sports Ltd
Unit 5, Radnor Park Industrial Estate
Congleton, Cheshire CW12 4XN
Tel. +44 (0)1260 275708
Fax +44 (0)1260 278352
www.hssports.co.uk

NEW ERA RACE RESULTS

Mallory Park - Monday 31st May 2010

Club Championships - Round 5

ALLCOMERS CHAMPIONSHIP - FXTREME up to 1300cc

TIMED PRACTICE - Amended

Pl	No	Cl	Name	Machine	Entrant/Sponsor	Laps	Time on Lap	Behind	MPH
1	41	PB	Mark LITTLER	Kawasaki 1000	Buildbase Kawasaki	3	55.82	2	89.65
2	16	F6	Gary ARDEN	Yamaha 600	Brickdust Racing	6	55.96	5	89.42
3	2	PB	Phil BROOKS	Yamaha 1000	Mediatech Direct Ltd	5	56.28	2	88.91
4	69	PB N	Julian HUGHES	Suzuki 1000	GP Motorcycle Breakers	9	56.89	6	87.96
5	67	PB N	James OSBORN	Suzuki 1000	Flower Power	9	57.38	8	87.21
6	162	F6	Mark AFFLECK	Honda 600		11	58.54	5	85.48
7	21	PB N	Bryan BROUGHTON	Honda 1000	Joan Broughton	11	58.58	5	85.42
8	19	F6	Harley PREBBLE	Yamaha 600	RAC Heating	6	58.64	6	85.33
9	18	ST N	William WHITE	Triumph 675	JP Guivier & Co Ltd	11	58.80	8	85.10
10	70	SS N	Lee WELLS	Suzuki 600	Barry Ramm	11	59.12	11	84.64
11	15	ST J	Andy BLACKMAN	Aprilia 1000	Grahame Blackman	10	59.13	8	84.63
12	46	FX	Andrew NICHOLSON	Honda 600	J&D Statham	11	59.17	6	84.57
13	10	PB	Peter BRADSHAW	Yamaha 1000		11	59.36	8	84.30
14	31	PB	Emmett BURKE	Yamaha 1000		11	59.54	11	84.04
15	149	PB N	Steve GIBSON	Yamaha 1000	CMC Designs	5	59.66	4	83.88
16	10	ST	Tom WARNER	Ducati 1098	Charles Warner Ltd	9	59.76	8	83.73
17	167	PS J	Jason BREWSTER	Yamaha 1000	EB Solutions	5	59.84	2	83.62
18	30	F6	Marcus HAYNES	Honda 600	Nick Haynes	11	59.93	6	83.50
19	29	F6 N	Jeremy TAYLOR	Yamaha 600		10	1:00.20	9	83.12
20	57	F6	Roger SLATER	Yamaha 600	Spa Motorsport	4	1:00.53	4	82.67
21	113	PB J	Gordon SCOTT	Suzuki 1000	BBT Motorcycle Tyres	4	1:00.84	4	82.25
22	40	F6	Gary JONES	Kawasaki 600	WD Groundworks	10	1:00.86	10	82.22
23	65	FX N	Philip THOMAS	Kawasaki 600	Compton Eng	6	1:01.45	5	81.43
24	26	ST N	Richard WHITE	Triumph 675	JP Guivier & Co Ltd	10	1:01.68	10	81.13
25	26	F6 N	Thomas HARBON	Suzuki 600		10	1:03.11	9	79.29
26	59	PB	Anthony HENDY	Honda 1000	ND Daries	9	1:03.73	5	78.52
27	32	PI N	Simon JEPSON	Honda 600	PP Engineering	10	1:04.56	6	77.51
28	118	PB	Sandra HARMAN	Honda 1000	Slough Turf / JMB Horsepow	6	1:05.85	5	75.99
29	90	PB J	Mark WOOD	Yamaha 1000		3	1:06.07	3	75.74
30	32	MC	David NICHOLSON	Ducati 900	Solo Corse Racing	6	1:07.62	5	74.00

Start Time : 09:50

31 May 10 10:25

Clerk of Course :

Time Issued :

Chief Timekeeper : Anthony Smith

THESE RESULTS REMAIN PROVISIONAL FOR A MINIMUM OF 30 MINUTES FROM THE TIME OF ISSUE

HS Sports Timing and Results Systems - www.hssports.co.uk / Results and Lap Times at www.theresults.co.uk

ALLCOMERS CHAMPIONSHIP - FXTREME up to 1300cc

LAP TIMES - TIMED PRACTICE

2	Phil BROOKS										
	Lap	1	2	3	4	5	6	7	8	9	10
	1	57.02	56.28	56.62	57.53	56.28					
10	Peter BRADSHAW										
	Lap	1	2	3	4	5	6	7	8	9	10
	1	1:02.62	59.86	1:01.45	1:00.94	1:00.63	1:01.06	1:00.74	59.36	1:00.48	1:01.15
	11	1:00.22									
10	Tom WARNER										
	Lap	1	2	3	4	5	6	7	8	9	10
	1	1:04.20	1:01.52	1:00.64	1:00.31	1:00.77	1:01.29	1:00.69	59.76	1:00.64	
15	Andy BLACKMAN										
	Lap	1	2	3	4	5	6	7	8	9	10
	1	1:04.26	1:03.11	1:00.75	59.76	59.27	59.16	59.61	59.13	59.60	59.46
16	Gary ARDEN										
	Lap	1	2	3	4	5	6	7	8	9	10
	1	57.95	56.19	57.68	56.22	55.96	56.22				
18	William WHITE										
	Lap	1	2	3	4	5	6	7	8	9	10
	1	1:03.54	1:01.17	1:02.34	1:01.37	1:00.98	1:00.31	59.83	58.80	59.47	59.98
	11	59.77									
19	Harley PREBBLE										
	Lap	1	2	3	4	5	6	7	8	9	10
	1	1:01.86	1:02.74	1:01.81	59.55	58.99	58.64				
21	Bryan BROUGHTON										
	Lap	1	2	3	4	5	6	7	8	9	10
	1	1:00.46	1:01.45	1:01.18	59.54	58.58	58.88	59.73	1:01.22	58.58	58.96
	11	59.58									
26	Thomas HARBON										
	Lap	1	2	3	4	5	6	7	8	9	10
	1	1:07.74	1:08.53	1:04.44	1:03.60	1:03.29	1:03.57	1:04.00	1:03.29	1:03.11	1:04.52
26	Richard WHITE										
	Lap	1	2	3	4	5	6	7	8	9	10
	1	1:07.42	1:06.43	1:04.92	1:04.07	1:03.46	1:02.75	1:04.91	1:02.58	1:01.95	1:01.68
29	Jeremy TAYLOR										
	Lap	1	2	3	4	5	6	7	8	9	10
	1	1:07.72	1:03.31	1:04.95	1:02.47	1:01.46	1:01.08	1:01.37	1:00.90	1:00.20	1:00.33
30	Marcus HAYNES										
	Lap	1	2	3	4	5	6	7	8	9	10
	1	1:02.23	1:01.16	1:00.32	1:00.34	1:01.17	59.93	1:02.58	1:02.66	1:01.00	1:01.19
	11	1:01.70									

31	Emmett BURKE										
	Lap	1	2	3	4	5	6	7	8	9	10
	1	1:02.49	1:01.73	1:01.53	1:00.45	1:01.24	1:01.26	1:00.81	1:01.03	1:00.45	1:02.26
	11	59.54									
32	David NICHOLSON										
	Lap	1	2	3	4	5	6	7	8	9	10
	1	1:10.67	1:09.62	1:08.05	1:08.56	1:07.62	1:07.99				
32	Simon JEPSON										
	Lap	1	2	3	4	5	6	7	8	9	10
	1	1:05.09	1:05.77	1:04.97	1:06.10	1:04.82	1:04.56	1:06.57	1:04.72	1:05.08	1:05.04
40	Gary JONES										
	Lap	1	2	3	4	5	6	7	8	9	10
	1	1:07.37	1:03.18	1:02.73	1:03.96	1:01.66	1:01.93	1:01.42	1:01.59	1:01.62	1:00.86
41	Mark LITTLER										
	Lap	1	2	3	4	5	6	7	8	9	10
	1	56.26	55.82	58.70							
46	Andrew NICHOLSON										
	Lap	1	2	3	4	5	6	7	8	9	10
	1	1:00.42	1:00.28	1:01.77	1:00.99	1:00.17	59.17	59.40	59.57	59.36	59.28
	11	59.39									
57	Roger SLATER										
	Lap	1	2	3	4	5	6	7	8	9	10
	1	1:02.00	1:00.72	1:01.94	1:00.53						
59	Anthony HENDY										
	Lap	1	2	3	4	5	6	7	8	9	10
	1	1:07.49	1:06.72	1:04.74	1:04.03	1:03.73	1:04.26	1:04.39	1:03.75	1:04.56	
65	Philip THOMAS										
	Lap	1	2	3	4	5	6	7	8	9	10
	1	1:02.73	1:02.56	1:02.67	1:02.52	1:01.45	1:02.32				
67	James OSBORN										
	Lap	1	2	3	4	5	6	7	8	9	10
	1	1:01.76	59.62	58.55	58.41	58.11	57.43	57.99	57.38	59.46	
69	Julian HUGHES										
	Lap	1	2	3	4	5	6	7	8	9	10
	1	59.83	57.78	59.35	58.67	57.60	56.89	57.39	57.31	56.91	
70	Lee WELLS										
	Lap	1	2	3	4	5	6	7	8	9	10
	1	1:02.84	1:00.76	1:00.06	1:00.20	1:01.04	1:00.90	1:01.25	1:01.57	1:00.60	59.96
	11	59.12									
90	Mark WOOD										
	Lap	1	2	3	4	5	6	7	8	9	10
	1	1:09.37	1:06.22	1:06.07							
113	Gordon SCOTT										
	Lap	1	2	3	4	5	6	7	8	9	10

1 1:43.12 1:02.07 1:02.54 1:00.84

118 Sandra HARMAN

Lap	1	2	3	4	5	6	7	8	9	10
1	1:08.23	1:10.58	1:07.23	1:06.82	1:05.85	1:05.99				

149 Steve GIBSON

Lap	1	2	3	4	5	6	7	8	9	10
1	1:00.67	1:01.37	1:01.43	59.66	1:00.00					

162 Mark AFFLECK

Lap	1	2	3	4	5	6	7	8	9	10
1	1:02.94	1:01.72	1:00.67	58.91	58.54	58.91	59.44	58.64	59.21	58.83
11	59.06									

167 Jason BREWSTER

Lap	1	2	3	4	5	6	7	8	9	10
1	1:47.72	59.84	1:00.59	1:01.61	1:01.28					

NEW ERA RACE GRID

ALLCOMERS CHAMPIONSHIP - FXTREME up to 1300cc

RACE 2

ROW 8	32	7 - RUSSELL 31	18 - SMITH 30	13 - SCRANAGE 29
ROW 7	32 01:07.620 NICHOLSON 28	118 01:05.850 HARMAN 27	32 01:04.560 JEPSON 26	59 01:03.730 HENDY 25
ROW 6	26 01:03.110 HARBON 24	26 01:01.680 WHITE 23	65 01:01.450 THOMAS 22	40 01:00.860 JONES 21
ROW 5	113 01:00.840 SCOTT 20	57 01:00.530 SLATER 19	29 01:00.200 TAYLOR 18	30 00:59.930 HAYNES 17
ROW 4	167 00:59.840 BREWSTER 16	149 00:59.660 GIBSON 15	31 00:59.540 BURKE 14	10 00:59.360 BRADSHAW 13
ROW 3	46 00:59.170 NICHOLSON 12	15 00:59.130 BLACKMAN 11	70 00:59.120 WELLS 10	18 00:58.800 WHITE 9
ROW 2	19 00:58.640 PREBBLE 8	21 00:58.580 BROUGHTON 7	162 00:58.540 AFFLECK 6	67 00:57.380 OSBORN 5
ROW 1	69 00:56.890 HUGHES 4	2 00:56.280 BROOKS 3	16 00:55.960 ARDEN 2	41 00:55.820 LITTLER 1
POLE				

RESERVE - NO. 90 - MARK WOOD

NEW ERA RACE RESULTS

Mallory Park - Monday 31st May 2010

Club Championships - Round 5

ALLCOMERS CHAMPIONSHIP - FXTREME up to 1300cc

RESULT - RACE 2

PI	No	Cl	Name	Machine	Entrant/Sponsor	Laps	Time	Behind	MPH	Best Lap on	MPH
1	2	PB	Phil BROOKS	Yamaha 1000	Mediatech Direct Ltd	10	9:20.97		89.20	55.06	4 90.88
2	16	F6	Gary ARDEN	Yamaha 600	Brickdust Racing	10	9:26.21	5.24	88.38	55.50	9 90.16
3	162	F6	Mark AFFLECK	Honda 600		10	9:41.24	20.27	86.09	57.22	2 87.45
4	67	PB N	James OSBORN	Suzuki 1000	Flower Power	10	9:41.42	20.45	86.07	57.11	3 87.62
5	15	ST J	Andy BLACKMAN	Aprilia 1000	Grahame Blackman	10	9:44.89	23.92	85.55	57.32	7 87.30
6	70	SS N	Lee WELLS	Suzuki 600	Barry Ramm	10	9:50.07	29.10	84.80	57.98	4 86.31
7	10	PB	Peter BRADSHAW	Yamaha 1000		10	9:50.68	29.71	84.72	57.57	7 86.92
8	31	PB	Emmett BURKE	Yamaha 1000		10	9:51.16	30.19	84.65	57.61	2 86.86
9	18	ST N	William WHITE	Triumph 675	JP Guivier & Co Ltd	10	9:55.03	34.06	84.10	57.75	7 86.65
10	46	FX	Andrew NICHOLSON	Honda 600	J&D Statham	10	9:56.16	35.19	83.94	57.97	6 86.32
11	18	PI	Phil SMITH	Kawasaki 600		10	9:56.66	35.69	83.87	57.59	8 86.89
12	21	PB N	Bryan BROUGHTON	Honda 1000	Joan Broughton	10	9:57.37	36.40	83.77	57.87	4 86.47
13	40	F6	Gary JONES	Kawasaki 600	WD Groundworks	10	9:58.30	37.33	83.64	57.91	8 86.41
14	149	PB N	Steve GIBSON	Yamaha 1000	CMC Designs	10	9:58.73	37.76	83.58	57.84	6 86.51
15	167	PS J	Jason BREWSTER	Yamaha 1000	EB Solutions	10	10:03.10	42.13	82.97	58.92	8 84.93
16	65	FX N	Philip THOMAS	Kawasaki 600	Compton Eng	10	10:05.47	44.50	82.65	58.27	6 85.88
17	113	PB J	Gordon SCOTT	Suzuki 1000	BBT Motorcycle Tyres	10	10:07.95	46.98	82.31	58.70	7 85.25
18	29	F6 N	Jeremy TAYLOR	Yamaha 600		10	10:18.88	57.91	80.86	1:00.05	9 83.33
19	30	F6	Marcus HAYNES	Honda 600	Nick Haynes	10	10:19.81	58.84	80.73	59.83	8 83.64
20	59	PB	Anthony HENDY	Honda 1000	ND Daries	10	10:20.98	1:00.01	80.58	1:00.15	9 83.19
21	26	F6 N	Thomas HARBON	Suzuki 600		9	9:27.72	1 Lap	79.33	1:01.42	6 81.47
22	26	ST N	Richard WHITE	Triumph 675	JP Guivier & Co Ltd	9	9:27.84	1 Lap	79.31	1:00.82	8 82.28
23	90	PB J	Mark WOOD	Yamaha 1000		9	9:45.56	1 Lap	76.91	1:03.39	8 78.94
24	32	PI N	Simon JEPSON	Honda 600	PP Engineering	9	9:46.04	1 Lap	76.85	1:03.28	5 79.08

Not-Classified

19	F6	Harley PREBBLE	Yamaha 600	RAC Heating	9	8:52.30	DNF	84.61	57.02	9 87.76
118	PB	Sandra HARMAN	Honda 1000	Slough Turf / JMB Horsepo	8	8:42.42	DNF	76.63	1:03.75	5 78.49
41	PB	Mark LITTLER	Kawasaki 1000	Buildbase Kawasaki	0		Starter			

Fastest Lap

2	PB	Phil BROOKS	Yamaha 1000	Mediatech Direct Ltd					55.06	4 90.88
16	F6	Gary ARDEN	Yamaha 600	Brickdust Racing					55.50	9 90.16
15	ST	Andy BLACKMAN	Aprilia 1000	Grahame Blackman					57.32	7 87.30
18	PI	Phil SMITH	Kawasaki 600						57.59	8 86.89
46	FX	Andrew NICHOLSON	Honda 600	J&D Statham					57.97	6 86.32
70	SS N	Lee WELLS	Suzuki 600	Barry Ramm					57.98	4 86.31
167	PS	Jason BREWSTER	Yamaha 1000	EB Solutions					58.92	8 84.93

Start Time : 12:11

31 May 10 12:24

Clerk of Course :

Time Issued :

Chief Timekeeper : Anthony Smith

THESE RESULTS REMAIN PROVISIONAL FOR A MINIMUM OF 30 MINUTES FROM THE TIME OF ISSUE

HS Sports Timing and Results Systems - Results and Lap Times at www.hssports.co.uk

ALLCOMERS CHAMPIONSHIP - FXTREME up to 1300cc

LAP TIMES - RACE 2

2	Phil BROOKS										
	Lap	1	2	3	4	5	6	7	8	9	10
	1	1:01.58	55.74	56.19	55.06	55.11	55.22	55.37	55.54	55.56	55.60
10	Peter BRADSHAW										
	Lap	1	2	3	4	5	6	7	8	9	10
	1	1:05.41	58.02	58.41	58.21	58.11	58.23	57.57	59.48	58.53	58.71
15	Andy BLACKMAN										
	Lap	1	2	3	4	5	6	7	8	9	10
	1	1:03.71	58.19	58.25	58.14	57.93	57.34	57.32	57.35	57.83	58.83
16	Gary ARDEN										
	Lap	1	2	3	4	5	6	7	8	9	10
	1	1:01.28	55.89	56.87	55.95	55.53	56.05	55.95	56.49	55.50	56.70
18	Phil SMITH										
	Lap	1	2	3	4	5	6	7	8	9	10
	1	1:10.17	59.97	58.18	58.08	58.66	57.77	57.74	57.59	57.88	1:00.62
18	William WHITE										
	Lap	1	2	3	4	5	6	7	8	9	10
	1	1:06.92	58.68	58.53	58.90	59.16	58.33	57.75	58.67	57.88	1:00.21
19	Harley PREBBLE										
	Lap	1	2	3	4	5	6	7	8	9	10
	1	1:08.20	58.75	58.50	58.12	58.24	57.88	57.96	57.63	57.02	
21	Bryan BROUGHTON										
	Lap	1	2	3	4	5	6	7	8	9	10
	1	1:06.03	58.10	58.39	57.87	58.54	58.43	58.92	58.65	59.53	1:02.91
26	Thomas HARBON										
	Lap	1	2	3	4	5	6	7	8	9	10
	1	1:12.37	1:01.90	1:01.46	1:01.92	1:01.94	1:01.42	1:01.97	1:02.02	1:02.72	
26	Richard WHITE										
	Lap	1	2	3	4	5	6	7	8	9	10
	1	1:13.46	1:04.01	1:02.14	1:01.67	1:01.57	1:02.03	1:01.27	1:00.82	1:00.87	
29	Jeremy TAYLOR										
	Lap	1	2	3	4	5	6	7	8	9	10
	1	1:11.01	1:01.13	1:01.04	1:01.86	1:01.08	1:01.13	1:00.58	1:00.19	1:00.05	1:00.81
30	Marcus HAYNES										
	Lap	1	2	3	4	5	6	7	8	9	10
	1	1:12.03	1:01.13	1:00.50	1:02.07	1:01.05	1:00.05	1:00.81	59.83	1:00.25	1:02.09
31	Emmett BURKE										
	Lap	1	2	3	4	5	6	7	8	9	10
	1	1:05.23	57.61	58.35	58.33	57.89	57.76	59.37	58.52	58.36	59.74

32	Simon JEPSON										
	Lap	1	2	3	4	5	6	7	8	9	10
	1	1:13.84	1:04.06	1:04.55	1:03.67	1:03.28	1:03.66	1:03.87	1:04.28	1:04.83	
40	Gary JONES										
	Lap	1	2	3	4	5	6	7	8	9	10
	1	1:08.78	1:00.06	58.72	58.59	59.59	58.66	58.20	57.91	58.75	59.04
46	Andrew NICHOLSON										
	Lap	1	2	3	4	5	6	7	8	9	10
	1	1:07.61	58.85	58.56	58.14	58.13	57.97	58.49	58.86	59.03	1:00.52
59	Anthony HENDY										
	Lap	1	2	3	4	5	6	7	8	9	10
	1	1:10.76	1:00.58	1:01.45	1:02.59	1:01.18	1:01.55	1:00.86	1:01.04	1:00.15	1:00.82
65	Philip THOMAS										
	Lap	1	2	3	4	5	6	7	8	9	10
	1	1:11.45	1:01.22	1:00.02	59.07	59.07	58.27	58.38	59.40	58.86	59.73
67	James OSBORN										
	Lap	1	2	3	4	5	6	7	8	9	10
	1	1:03.46	57.75	57.11	57.34	57.58	57.45	57.36	57.47	57.57	58.33
70	Lee WELLS										
	Lap	1	2	3	4	5	6	7	8	9	10
	1	1:04.31	58.00	58.28	57.98	57.99	58.50	58.44	58.86	58.32	59.39
90	Mark WOOD										
	Lap	1	2	3	4	5	6	7	8	9	10
	1	1:13.35	1:04.32	1:04.45	1:03.94	1:04.38	1:03.77	1:03.94	1:03.39	1:04.02	
113	Gordon SCOTT										
	Lap	1	2	3	4	5	6	7	8	9	10
	1	1:09.62	1:00.99	59.70	59.82	59.22	58.86	58.70	59.77	59.93	1:01.34
118	Sandra HARMAN										
	Lap	1	2	3	4	5	6	7	8	9	10
	1	1:14.38	1:04.36	1:04.27	1:03.90	1:03.75	1:03.84	1:04.15	1:03.77		
149	Steve GIBSON										
	Lap	1	2	3	4	5	6	7	8	9	10
	1	1:09.83	1:00.15	59.12	58.69	58.10	57.84	58.07	58.19	58.89	59.85
162	Mark AFFLECK										
	Lap	1	2	3	4	5	6	7	8	9	10
	1	1:03.04	57.22	57.56	57.66	57.45	57.34	57.25	57.50	57.53	58.69
167	Jason BREWSTER										
	Lap	1	2	3	4	5	6	7	8	9	10
	1	1:08.53	1:00.23	59.31	59.60	59.36	59.11	59.13	58.92	59.19	59.72

Lap Chart

ALLCOMERS CHAMPIONSHIP - EXTREME up to 1300cc - RACE 2

Lap 1		Lap 2		Lap 3		Lap 4		Lap 5		Lap 6		Lap 7		Lap 8		Lap 9		Lap 10	
No	Time	No	Time	No	Time	No	Time	No	Time	No	Time	No	Time	No	Time	No	Time	No	Time
16	1:01.28	16	1:57.17	2	2:53.51	2	3:48.57	2	4:43.68	2	5:38.90	2	6:34.27	2	7:29.81	2	8:25.37	2	9:20.97
2	1:01.58	2	1:57.32	16	2:54.04	16	3:49.99	16	4:45.52	16	5:41.57	118	6:34.50 *1	16	7:34.01	26	8:26.97 *1	16	9:26.21
162	1:03.04	162	2:00.26	162	2:57.82	162	3:55.48	162	4:52.93	162	5:50.27	16	6:37.52	32	7:36.93 *1	16	8:29.51	26	9:27.72 *1
67	1:03.46	67	2:01.21	67	2:58.32	67	3:55.66	67	4:53.24	67	5:50.69	162	6:47.52	90	7:38.15 *1	32	8:41.21 *1	26	9:27.84 *1
15	1:03.71	15	2:01.90	15	3:00.15	15	3:58.29	15	4:56.22	15	5:53.56	67	6:48.05	118	7:38.65 *1	90	8:41.54 *1	162	9:41.24
70	1:04.31	70	2:02.31	70	3:00.59	70	3:58.57	70	4:56.56	70	5:55.06	15	6:50.88	162	7:45.02	118	8:42.42 *1	67	9:41.42
31	1:05.23	31	2:02.84	31	3:01.19	31	3:59.52	31	4:57.41	31	5:55.17	70	6:53.50	67	7:45.52	162	8:42.55	15	9:44.89
10	1:05.41	10	2:03.43	10	3:01.84	10	4:00.05	10	4:58.16	10	5:56.39	10	6:53.96	15	7:48.23	67	8:43.09	90	9:45.56 *1
21	1:06.03	21	2:04.13	21	3:02.52	21	4:00.39	21	4:58.93	21	5:57.36	31	6:54.54	70	7:52.36	15	8:46.06	32	9:46.04 *1
18	1:06.92	18	2:05.60	18	3:04.13	18	4:03.03	46	5:01.29	46	5:59.26	21	6:56.28	31	7:53.06	70	8:50.68	70	9:50.07
46	1:07.61	46	2:06.46	46	3:05.02	46	4:03.16	19	5:01.81	19	5:59.69	19	6:57.65	10	7:53.44	31	8:51.42	10	9:50.68
19	1:08.20	19	2:06.95	19	3:05.45	19	4:03.57	18	5:02.19	18	6:00.52	46	6:57.75	21	7:54.93	10	8:51.97	31	9:51.16
167	1:08.53	167	2:08.76	40	3:07.56	40	4:06.15	18	5:05.06	18	6:02.83	18	6:58.27	19	7:55.28	19	8:52.30	18	9:55.03
40	1:08.78	40	2:08.84	167	3:08.07	18	4:06.40	40	5:05.74	149	6:03.73	18	7:00.57	46	7:56.61	21	8:54.46	46	9:56.16
113	1:09.62	149	2:09.98	18	3:08.32	167	4:07.67	149	5:05.89	40	6:04.40	149	7:01.80	18	7:56.94	18	8:54.82	18	9:56.66
149	1:09.83	18	2:10.14	149	3:09.10	149	4:07.79	167	5:07.03	167	6:06.14	40	7:02.60	18	7:58.16	46	8:55.64	21	9:57.37
18	1:10.17	113	2:10.61	113	3:10.31	113	4:10.13	113	5:09.35	113	6:08.21	167	7:05.27	149	7:59.99	18	8:56.04	40	9:58.30
59	1:10.76	59	2:11.34	65	3:12.69	65	4:11.76	65	5:10.83	65	6:09.10	113	7:06.91	40	8:00.51	149	8:58.88	149	9:58.73
29	1:11.01	29	2:12.14	59	3:12.79	29	4:15.04	29	5:16.12	30	6:16.83	65	7:07.48	167	8:04.19	40	8:59.26	167	10:03.10
65	1:11.45	65	2:12.67	29	3:13.18	59	4:15.38	59	5:16.56	29	6:17.25	30	7:17.64	113	8:06.68	167	9:03.38	65	10:05.47
30	1:12.03	30	2:13.16	30	3:13.66	30	4:15.73	30	5:16.78	59	6:18.11	29	7:17.83	65	8:06.88	65	9:05.74	113	10:07.95
26	1:12.37	26	2:14.27	26	3:15.73	26	4:17.65	26	5:19.59	26	6:21.01	59	7:18.97	30	8:17.47	113	9:06.61	29	10:18.88
90	1:13.35	26	2:17.47	26	3:19.61	26	4:21.28	26	5:22.85	26	6:24.88	26	7:22.98	29	8:18.02	30	9:17.72	30	10:19.81
26	1:13.46	90	2:17.67	90	3:22.12	90	4:26.06	32	5:29.40	32	6:33.06	26	7:26.15	59	8:20.01	29	9:18.07	59	10:20.98
32	1:13.84	32	2:17.90	32	3:22.45	32	4:26.12	90	5:30.44	90	6:34.21			26	8:25.00	59	9:20.16		
118	1:14.38	118	2:18.74	118	3:23.01	118	4:26.91	118	5:30.66										

NEW ERA RACE RESULTS

125cc GRAND PRIX & 250cc GRAND PRIX

POST CLASSIC TWO STROKES

CB500s, HORNETS, OPEN 400 & SUPERMOTO

RESULTS BY



**HS Sports Ltd
Unit 5, Radnor Park Industrial Estate
Congleton, Cheshire CW12 4XN
Tel. +44 (0)1260 275708
Fax +44 (0)1260 278352
www.hssports.co.uk**

NEW ERA RACE RESULTS

Mallory Park - Monday 31st May 2010

Club Championships - Round 5

125/250cc GP, TWO STROKES, & FORMULA JUNIOR

TIMED PRACTICE

Pl	No	Cl	Name	Machine	Entrant/Sponsor	Laps	Time on Lap	Behind	MPH	
1	111	250	Robert MAWBEY	Honda 250	Racing Lines Derby	9	1:00.74	6	82.38	
2	55	250	Fred BURBAGE	Yamaha 250		7	1:00.78	4	00.04	82.33
3	10	SV	David WOOD	Suzuki 650	Dave Wood Racing	6	1:01.15	5	00.41	81.83
4	91	125	Andrew FISHER	Honda 125		9	1:01.26	5	00.52	81.68
5	194	F4 J	Nicky PEARCE	Yamaha 450		9	1:01.53	4	00.79	81.33
6	6	SV	Paul JUDGE	Suzuki 650	Comercial Fleet Services	9	1:01.57	8	00.83	81.27
7	49	2S	Nigel PALMER	Yamaha 250	Froggy French Racing	9	1:02.09	8	01.35	80.59
8	99	2S	Chris BISHOP	Yamaha 249	Precision Engineering	8	1:02.09	8	01.35	80.59
9	14	250	David ALLEN	Honda 250		8	1:02.54	7	01.80	80.01
10	50	2S	Chris ROSE	Yamaha 349	Rose MOT Centre	9	1:02.62	8	01.88	79.91
11	28	2S	Huw EDWARDS	Rotax 247		7	1:02.92	5	02.18	79.53
12	2	F4	James JACKSON	Kawasaki 400	MJS Motor Repair	9	1:03.50	5	02.76	78.80
13	3	250	Jez WILSON	Honda 250		8	1:03.73	7	02.99	78.52
14	11	2S	Ian AUSTIN	Yamaha 750		7	1:03.91	4	03.17	78.30
15	23	250	Andrew PLUMRIDGE	Yamaha 250	Bluebell Lakes	6	1:04.23	4	03.49	77.91
16	74	F4 N	Damien SMITH	Kawasaki 400	Digital & Logical Solutions Ltd	3	1:04.96	3	04.22	77.03
17	10	2S	Stephen COX	Yamaha 350		8	1:04.98	6	04.24	77.01
18	12	2S	Peter THORNE	Rotax 250		9	1:05.87	6	05.13	75.97
19	59	2S	Mike DRYDEN-HOLT	Yamaha 347	Eddie Martin Racing	8	1:06.18	1	05.44	75.61
20	40	2S	Ian HARRISON	Yamaha 747	Mistral Racing Ltd	9	1:06.30	9	05.56	75.48
21	60	2S	Stephen DUNN	Yamaha 250		8	1:06.77	8	06.03	74.94
22	4	125 J	Jake BAYFORD	Conti 80		9	1:07.01	2	06.27	74.68
23	63	H	Simon BLACKWELL	Hornet 600		9	1:07.03	6	06.29	74.65
24	30	CB N	Mark BISWELL	Honda 500	VES Visual Electronic Services	8	1:07.10	3	06.36	74.58
25	19	F4	Simon MARKS	Kawasaki 400		8	1:08.27	7	07.53	73.30
26	79	125 N	Jamie ASHBY	Aprilia F125		7	1:08.74	7	08.00	72.80
27	27	2S	Paul STREETS	Suzuki 500		8	1:09.71	4	08.97	71.78
28	9	125	Greg GREENWOOD	Aprilia F125		7	1:12.17	3	11.43	69.34
29	15	2S	Dennis PRICE	Yamaha 404		7	1:13.28	5	12.54	68.29
30	32	2S	David FERGUSON	Yamaha 347		3	1:18.78	3	18.04	63.52
31	95	125	Daniel BLACKWELL	Aprilia F125		6	1:22.75	6	22.01	60.47

Start Time : 10:08

31 May 10 10:30

Clerk of Course :

Time Issued :

Chief Timekeeper : Anthony Smith

THESE RESULTS REMAIN PROVISIONAL FOR A MINIMUM OF 30 MINUTES FROM THE TIME OF ISSUE

HS Sports Timing and Results Systems - Results and Lap Times at www.hssports.co.uk

125/250cc GP, TWO STROKES, & FORMULA JUNIOR

LAP TIMES - TIMED PRACTICE

2	James JACKSON									
Lap	1	2	3	4	5	6	7	8	9	10
1	1:05.99	1:04.91	1:04.15	1:03.80	1:03.50	1:05.13	1:04.13	1:04.41	1:04.23	
3	Jez WILSON									
Lap	1	2	3	4	5	6	7	8	9	10
1	1:09.00	1:05.90	1:05.94	1:03.78	1:05.70	1:04.36	1:03.73	1:06.86		
4	Jake BAYFORD									
Lap	1	2	3	4	5	6	7	8	9	10
1	1:09.06	1:07.01	1:08.06	1:09.22	1:09.48	1:08.29	1:10.75	1:09.34	1:09.30	
6	Paul JUDGE									
Lap	1	2	3	4	5	6	7	8	9	10
1	1:04.53	1:03.52	1:01.58	1:02.12	1:03.33	1:02.69	1:04.10	1:01.57	1:01.57	
9	Greg GREENWOOD									
Lap	1	2	3	4	5	6	7	8	9	10
1	1:12.36	1:12.43	1:12.17	1:12.99	1:12.21	1:13.23	1:14.67			
10	Stephen COX									
Lap	1	2	3	4	5	6	7	8	9	10
1	1:11.59	1:08.03	1:06.37	1:08.44	1:06.32	1:04.98	1:05.68	1:05.90		
10	David WOOD									
Lap	1	2	3	4	5	6	7	8	9	10
1	1:03.34	1:02.99	1:01.68	1:01.83	1:01.15	1:01.47				
11	Ian AUSTIN									
Lap	1	2	3	4	5	6	7	8	9	10
1	1:06.95	1:05.81	1:05.25	1:03.91	1:05.20	1:04.52	1:05.38			
12	Peter THORNE									
Lap	1	2	3	4	5	6	7	8	9	10
1	1:07.79	1:06.49	1:06.01	1:09.51	1:06.26	1:05.87	1:06.27	1:06.26	1:06.92	
14	David ALLEN									
Lap	1	2	3	4	5	6	7	8	9	10
1	1:10.28	1:05.53	1:05.37	1:08.78	1:04.19	1:04.57	1:02.54	1:05.38		
15	Dennis PRICE									
Lap	1	2	3	4	5	6	7	8	9	10
1	1:14.66	1:14.27	1:14.02	1:14.07	1:13.28	1:14.00	1:13.93			
19	Simon MARKS									
Lap	1	2	3	4	5	6	7	8	9	10
1	1:15.89	1:10.66	1:09.75	1:09.41	1:08.70	1:09.40	1:08.27	1:09.19		
23	Andrew PLUMRIDGE									
Lap	1	2	3	4	5	6	7	8	9	10
1	1:08.64	1:05.63	1:05.30	1:04.23	1:06.78	3:29.18				

27	Paul STREETS										
	Lap	1	2	3	4	5	6	7	8	9	10
	1	1:16.92	1:14.84	1:12.89	1:09.71	1:09.94	1:10.65	1:10.10	1:09.78		
28	Huw EDWARDS										
	Lap	1	2	3	4	5	6	7	8	9	10
	1	1:10.08	1:05.32	1:04.55	1:04.07	1:02.92	1:03.81	1:08.36			
30	Mark BISWELL										
	Lap	1	2	3	4	5	6	7	8	9	10
	1	1:12.05	1:08.29	1:07.10	1:07.17	1:07.12	1:07.10	1:07.51	1:07.45		
32	David FERGUSON										
	Lap	1	2	3	4	5	6	7	8	9	10
	1	1:27.16	1:23.75	1:18.78							
40	Ian HARRISON										
	Lap	1	2	3	4	5	6	7	8	9	10
	1	1:08.89	1:06.92	1:06.38	1:06.53	1:06.69	1:06.43	1:13.95	1:10.26	1:06.30	
49	Nigel PALMER										
	Lap	1	2	3	4	5	6	7	8	9	10
	1	1:09.93	1:04.80	1:03.65	1:05.33	1:04.69	1:04.59	1:04.50	1:02.09	1:02.23	
50	Chris ROSE										
	Lap	1	2	3	4	5	6	7	8	9	10
	1	1:10.05	1:06.16	1:04.25	1:03.52	1:03.41	1:03.64	1:03.19	1:02.62	1:03.50	
55	Fred BURBAGE										
	Lap	1	2	3	4	5	6	7	8	9	10
	1	1:03.45	1:01.99	1:02.53	1:00.78	1:04.84	1:01.40	1:01.46			
59	Mike DRYDEN-HOLT										
	Lap	1	2	3	4	5	6	7	8	9	10
	1	1:06.18	1:07.30	1:07.22	1:07.83	1:07.24	1:07.16	1:09.42	1:07.98		
60	Stephen DUNN										
	Lap	1	2	3	4	5	6	7	8	9	10
	1	1:13.76	1:08.58	1:08.13	1:07.37	1:07.38	1:07.02	1:08.37	1:06.77		
63	Simon BLACKWELL										
	Lap	1	2	3	4	5	6	7	8	9	10
	1	1:10.38	1:11.07	1:09.07	1:07.60	1:08.38	1:07.03	1:08.66	1:07.38	1:07.72	
74	Damien SMITH										
	Lap	1	2	3	4	5	6	7	8	9	10
	1	1:08.79	1:07.38	1:04.96							
79	Jamie ASHBY										
	Lap	1	2	3	4	5	6	7	8	9	10
	1	1:09.86	1:10.95	1:09.87	1:09.10	2:37.89	1:09.10	1:08.74			
91	Andrew FISHER										
	Lap	1	2	3	4	5	6	7	8	9	10
	1	1:05.20	1:02.33	1:02.63	1:01.38	1:01.26	1:01.34	1:02.33	1:02.54	1:02.80	

95	Daniel BLACKWELL										
	Lap	1	2	3	4	5	6	7	8	9	10
	1	1:38.16	1:32.27	1:25.87	1:26.48	1:24.46	1:22.75				

99	Chris BISHOP										
	Lap	1	2	3	4	5	6	7	8	9	10
	1	1:05.45	1:04.08	1:03.24	1:02.28	1:05.80	2:44.24	1:07.59	1:02.09		

111	Robert MAWBEY										
	Lap	1	2	3	4	5	6	7	8	9	10
	1	1:08.25	1:04.53	1:04.53	1:03.69	1:01.46	1:00.74	1:06.79	1:12.74	1:03.09	

194	Nicky PEARCE										
	Lap	1	2	3	4	5	6	7	8	9	10
	1	1:05.54	1:02.17	1:03.07	1:01.53	1:02.14	1:02.84	1:02.48	1:01.55	1:07.35	

NEW ERA RACE GRID

125/250cc GP, TWO STROKES, & FORMULA JUNIOR

RACE 3 & RACE 8

ROW 10	40	39	38	37
ROW 9	19 01:08.270 MARKS 36	30 01:07.100 BISWELL 35	63 01:07.030 BLACKWELL 34	74 01:04.960 SMITH 33
ROW 8	2 01:03.500 JACKSON 32	6 01:01.570 JUDGE 31	194 01:01.530 PEARCE 30	10 01:01.150 WOOD 29
ROW 7	28	27	26	25
ROW 6	24	95 01:22.750 BLACKWELL 23	32 01:18.780 FERGUSON 22	15 01:13.280 PRICE 21
ROW 5	9 01:12.170 GREENWOOD 20	27 01:09.710 STREETS 19	79 01:08.740 ASHBY 18	4 01:07.010 BAYFORD 17
ROW 4	60 01:06.770 DUNN 16	40 01:06.300 HARRISON 15	59 01:06.180 DRYDEN-HOLT 14	12 01:05.870 THORNE 13
ROW 3	10 01:04.980 COX 12	23 01:04.230 PLUMRIDGE 11	11 01:03.910 AUSTIN 10	3 01:03.730 WILSON 9
ROW 2	28 01:02.920 EDWARDS 8	50 01:02.620 ROSE 7	14 01:02.540 ALLEN 6	99 01:02.090 BISHOP 5
ROW 1	49 01:02.090 PALMER 4	91 01:01.260 FISHER 3	55 01:00.780 BURBAGE 2	111 01:00.740 MAWBAY 1

POLE

NEW ERA RACE RESULTS

Mallory Park - Monday 31st May 2010

Club Championships - Round 5

125/250cc GP, TWO STROKES, & FORMULA JUNIOR

RESULT - RACE 3

PI	No	Cl	Name	Machine	Entrant/Sponsor	Laps	Time	Behind	MPH	Best Lap on	MPH	
1	111	250	Robert MAWBAY	Honda 250	Racing Lines Derby	10	10:01.89		83.14	58.80	5	85.10
2	55	250	Fred BURBAGE	Yamaha 250		10	10:06.23	4.34	82.54	58.65	10	85.32
3	91	125	Andrew FISHER	Honda 125		10	10:17.43	15.54	81.05	59.74	3	83.76
4	3	250	Jez WILSON	Honda 250		10	10:25.41	23.52	80.01	1:01.23	8	81.72
5	50	2S	Chris ROSE	Yamaha 349	Rose MOT Centre	10	10:34.30	32.41	78.89	1:02.19	2	80.46
6	194	F4 J	Nicky PEARCE	Yamaha 450		10	10:34.55	32.66	78.86	1:00.33	10	82.94
7	6	SV	Paul JUDGE	Suzuki 650	Comercial Fleet Services	10	10:38.16	36.27	78.41	1:00.92	7	82.14
8	14	250	David ALLEN	Honda 250		10	10:39.70	37.81	78.22	1:02.19	3	80.46
9	10	2S	Stephen COX	Yamaha 350		10	10:45.05	43.16	77.58	1:02.81	10	79.67
10	74	F4 N	Damien SMITH	Kawasaki 400	Digital & Logical Solution	10	10:47.52	45.63	77.28	1:01.34	10	81.58
11	28	2S	Huw EDWARDS	Rotax 247		10	10:48.64	46.75	77.15	1:02.97	9	79.47
12	2	F4	James JACKSON	Kawasaki 400	MJS Motor Repair	10	10:49.34	47.45	77.06	1:01.95	7	80.77
13	10	SV	David WOOD	Suzuki 650	Dave Wood Racing	10	10:49.77	47.88	77.01	1:01.82	7	80.94
14	11	2S	Ian AUSTIN	Yamaha 750		10	10:49.97	48.08	76.99	1:03.21	8	79.16
15	12	2S	Peter THORNE	Rotax 250		10	10:51.01	49.12	76.87	1:03.01	0	79.42
16	40	2S	Ian HARRISON	Yamaha 747	Mistral Racing Ltd	10	10:52.22	50.33	76.72	1:03.68	4	78.58
17	23	250	Andrew PLUMRIDGE	Yamaha 250	Bluebell Lakes	10	10:52.68	50.79	76.67	1:02.81	7	79.67
18	27	2S	Paul STREETS	Suzuki 500		9	10:13.10	1 Lap	73.46	1:06.23	4	75.55
19	59	2S	Mike DRYDEN-HOLT	Yamaha 347	Eddie Martin Racing	9	10:17.25	1 Lap	72.96	1:06.20	9	75.59
20	60	2S	Stephen DUNN	Yamaha 250		9	10:18.64	1 Lap	72.80	1:06.30	6	75.48
21	4	125 J	Jake BAYFORD	Conti 80		9	10:20.12	1 Lap	72.62	1:07.29	2	74.36
22	79	125 N	Jamie ASHBY	Aprilia F125		9	10:24.18	1 Lap	72.15	1:07.45	9	74.19
23	63	H	Simon BLACKWELL	Hornet 600		9	10:24.21	1 Lap	72.15	1:04.88	9	77.13
24	30	CB N	Mark BISWELL	Honda 500	VES Visual Electronic Se	9	10:27.15	1 Lap	71.81	1:05.93	7	75.90
25	9	125	Greg GREENWOOD	Aprilia F125		9	10:45.80	1 Lap	69.74	1:09.08	9	72.44
26	19	F4	Simon MARKS	Kawasaki 400		9	10:46.60	1 Lap	69.65	1:08.52	7	73.03
27	20	2S	John HIORNS	Yamaha 350		9	10:52.53	1 Lap	69.02	1:09.05	8	72.47
28	15	2S	Dennis PRICE	Yamaha 404		9	10:55.94	1 Lap	68.66	1:10.54	9	70.94
29	54	2S	Nigel COLLIER	Yamaha 424		8	10:03.20	2 Laps	66.37	1:13.28	2	68.29
30	197	SM	John HUGHES	KTM 576		8	10:16.83	2 Laps	64.90	1:12.07	6	69.43
31	95	125	Daniel BLACKWELL	Aprilia F125		8	10:39.22	2 Laps	62.63	1:16.28	5	65.60

Not-Classified

99 2S Chris BISHOP Yamaha 249 Precision Engineering 0 Starter

Fastest Lap

55	250	Fred BURBAGE	Yamaha 250						58.65	10	85.32
91	125	Andrew FISHER	Honda 125						59.74	3	83.76
194	F4	Nicky PEARCE	Yamaha 450						1:00.33	10	82.94
6	SV	Paul JUDGE	Suzuki 650	Comercial Fleet Services					1:00.92	7	82.14
50	2S	Chris ROSE	Yamaha 349	Rose MOT Centre					1:02.19	2	80.46
63	H	Simon BLACKWELL	Hornet 600						1:04.88	9	77.13
30	CB N	Mark BISWELL	Honda 500	VES Visual Electronic Servic					1:05.93	7	75.90
197	SM	John HUGHES	KTM 576						1:12.07	6	69.43

Start Time : 12:44

31 May 10 13:01

Clerk of Course :

Time Issued :

Chief Timekeeper : Anthony Smith

THESE RESULTS REMAIN PROVISIONAL FOR A MINIMUM OF 30 MINUTES FROM THE TIME OF ISSUE

HS Sports Timing and Results Systems - Results and Lap Times at www.hssports.co.uk

125/250cc GP, TWO STROKES, & FORMULA JUNIOR

LAP TIMES - RACE 3

2	James JACKSON										
Lap	1	2	3	4	5	6	7	8	9	10	
1	1:23.42	1:03.83	1:03.93	1:02.32	1:02.83	1:02.97	1:01.95	1:02.64	1:02.83	1:02.62	
3	Jez WILSON										
Lap	1	2	3	4	5	6	7	8	9	10	
1	1:08.66	1:01.35	1:01.79	1:01.45	1:02.35	1:01.52	1:02.97	1:01.23	1:01.48	1:02.61	
4	Jake BAYFORD										
Lap	1	2	3	4	5	6	7	8	9	10	
1	1:14.90	1:07.29	1:10.08	1:07.74	1:08.44	1:08.37	1:07.95	1:07.83	1:07.52		
6	Paul JUDGE										
Lap	1	2	3	4	5	6	7	8	9	10	
1	1:20.47	1:03.35	1:01.72	1:01.72	1:02.66	1:03.12	1:00.92	1:01.04	1:02.06	1:01.10	
9	Greg GREENWOOD										
Lap	1	2	3	4	5	6	7	8	9	10	
1	1:19.27	1:11.31	1:13.68	1:10.60	1:09.13	1:12.74	1:10.09	1:09.90	1:09.08		
10	Stephen COX										
Lap	1	2	3	4	5	6	7	8	9	10	
1	1:13.62	1:04.09	1:03.26	1:03.54	1:03.93	1:03.48	1:03.03	1:03.03	1:04.26	1:02.81	
10	David WOOD										
Lap	1	2	3	4	5	6	7	8	9	10	
1	1:24.42	1:04.24	1:04.02	1:04.13	1:02.20	1:01.90	1:01.82	1:02.36	1:02.80	1:01.88	
11	Ian AUSTIN										
Lap	1	2	3	4	5	6	7	8	9	10	
1	1:11.37	1:03.90	1:04.29	1:04.28	1:05.49	1:03.71	1:03.33	1:03.21	1:04.19	1:06.20	
12	Peter THORNE										
Lap	1	2	3	4	5	6	7	8	9	10	
1	1:11.84	1:03.92	1:03.25	1:03.62	1:07.11	1:04.79	1:03.46	1:03.01	1:04.05	1:05.96	
14	David ALLEN										
Lap	1	2	3	4	5	6	7	8	9	10	
1	1:10.26	1:02.34	1:02.19	1:02.29	1:03.51	1:02.33	1:04.82	1:03.12	1:05.40	1:03.44	
15	Dennis PRICE										
Lap	1	2	3	4	5	6	7	8	9	10	
1	1:21.43	1:12.59	1:12.14	1:11.69	1:12.66	1:11.91	1:10.90	1:12.08	1:10.54		
19	Simon MARKS										
Lap	1	2	3	4	5	6	7	8	9	10	
1	1:30.76	1:10.14	1:09.40	1:09.79	1:10.74	1:09.40	1:08.52	1:09.20	1:08.65		
20	John HIORNS										
Lap	1	2	3	4	5	6	7	8	9	10	
1	1:25.55	1:12.80	1:11.43	1:12.40	1:10.62	1:10.41	1:10.35	1:09.05	1:09.92		

23	Andrew PLUMRIDGE										
	Lap	1	2	3	4	5	6	7	8	9	10
	1	1:15.00	1:04.47	1:03.85	1:03.07	1:04.41	1:05.72	1:02.81	1:05.65	1:03.89	1:03.81
27	Paul STREETS										
	Lap	1	2	3	4	5	6	7	8	9	10
	1	1:17.26	1:07.91	1:07.29	1:06.23	1:06.41	1:06.46	1:07.59	1:06.67	1:07.28	
28	Huw EDWARDS										
	Lap	1	2	3	4	5	6	7	8	9	10
	1	1:11.67	1:03.84	1:04.32	1:04.28	1:04.26	1:06.12	1:03.85	1:04.02	1:02.97	1:03.31
30	Mark BISWELL										
	Lap	1	2	3	4	5	6	7	8	9	10
	1	1:28.92	1:08.47	1:09.62	1:07.21	1:06.70	1:07.02	1:05.93	1:07.20	1:06.08	
40	Ian HARRISON										
	Lap	1	2	3	4	5	6	7	8	9	10
	1	1:12.84	1:04.54	1:04.30	1:03.68	1:04.48	1:04.81	1:04.34	1:04.45	1:04.03	1:04.75
50	Chris ROSE										
	Lap	1	2	3	4	5	6	7	8	9	10
	1	1:09.50	1:02.19	1:02.41	1:02.27	1:03.65	1:03.12	1:03.01	1:02.91	1:02.85	1:02.39
54	Nigel COLLIER										
	Lap	1	2	3	4	5	6	7	8	9	10
	1	1:19.63	1:13.28	1:15.33	1:13.32	1:14.74	1:14.48	1:16.24	1:16.18		
55	Fred BURBAGE										
	Lap	1	2	3	4	5	6	7	8	9	10
	1	1:09.76	1:00.55	59.13	1:00.03	59.06	59.91	58.84	58.93	1:01.37	58.65
59	Mike DRYDEN-HOLT										
	Lap	1	2	3	4	5	6	7	8	9	10
	1	1:16.44	1:06.53	1:07.95	1:08.20	1:07.63	1:07.52	1:08.64	1:08.14	1:06.20	
60	Stephen DUNN										
	Lap	1	2	3	4	5	6	7	8	9	10
	1	1:19.58	1:08.24	1:07.63	1:06.87	1:06.39	1:06.30	1:08.34	1:07.99	1:07.30	
63	Simon BLACKWELL										
	Lap	1	2	3	4	5	6	7	8	9	10
	1	1:28.61	1:08.75	1:09.16	1:07.16	1:07.46	1:05.86	1:06.27	1:06.06	1:04.88	
74	Damien SMITH										
	Lap	1	2	3	4	5	6	7	8	9	10
	1	1:24.74	1:03.14	1:03.98	1:02.73	1:02.73	1:02.70	1:01.69	1:02.26	1:02.21	1:01.34
79	Jamie ASHBY										
	Lap	1	2	3	4	5	6	7	8	9	10
	1	1:18.14	1:08.65	1:08.97	1:08.40	1:08.13	1:08.61	1:07.59	1:08.24	1:07.45	
91	Andrew FISHER										
	Lap	1	2	3	4	5	6	7	8	9	10
	1	1:07.25	1:00.37	59.74	1:01.88	1:00.29	1:01.19	1:00.27	1:02.35	1:00.96	1:03.13

95	Daniel BLACKWELL										
	Lap	1	2	3	4	5	6	7	8	9	10
	1	1:30.26	1:21.18	1:19.42	1:18.47	1:16.28	1:18.12	1:16.59	1:18.90		

111	Robert MAWBEY										
	Lap	1	2	3	4	5	6	7	8	9	10
	1	1:06.30	59.44	59.13	59.72	58.80	1:00.19	59.89	59.34	59.68	59.40

194	Nicky PEARCE										
	Lap	1	2	3	4	5	6	7	8	9	10
	1	1:20.96	1:02.58	1:01.07	1:00.91	1:03.25	1:01.97	1:00.54	1:01.79	1:01.15	1:00.33

197	John HUGHES										
	Lap	1	2	3	4	5	6	7	8	9	10
	1	1:36.67	1:17.94	1:16.13	1:13.55	1:14.64	1:12.07	1:12.55	1:13.28		

Lap Chart

125/250cc GP, TWO STROKES, & FORMULA JUNIOR - RACE 3

Lap 1		Lap 2		Lap 3		Lap 4		Lap 5		Lap 6		Lap 7		Lap 8		Lap 9		Lap 10	
No	Time	No	Time	No	Time	No	Time	No	Time	No	Time	No	Time	No	Time	No	Time	No	Time
111	1:06.30	111	2:05.74	111	3:04.87	111	4:04.59	111	5:03.39	111	6:03.58	111	7:03.47	111	8:02.81	111	9:02.49	111	10:01.89
91	1:07.25	91	2:07.62	91	3:07.36	91	4:09.24	55	5:08.53	9	6:03.99 *1	63	7:07.00 *1	59	8:02.91 *1	197	9:03.55 *2	54	10:03.20 *2
3	1:08.66	3	2:10.01	55	3:09.44	55	4:09.47	91	5:09.53	55	6:08.44	55	7:07.28	60	8:03.35 *1	27	9:05.82 *1	55	10:06.23
50	1:09.50	55	2:10.31	3	3:11.80	197	4:10.74 *1	3	5:15.60	15	6:10.51 *1	30	7:07.94 *1	95	8:03.73 *2	55	9:07.58	27	10:13.10 *1
55	1:09.76	50	2:11.69	50	3:14.10	95	4:10.86 *1	50	5:20.02	91	6:10.72	91	7:10.99	4	8:04.77 *1	59	9:11.05 *1	197	10:16.83 *2
14	1:10.26	14	2:12.60	14	3:14.79	3	4:13.25	14	5:20.59	19	6:10.83 *1	9	7:16.73 *1	55	8:06.21	60	9:11.34 *1	59	10:17.25 *1
11	1:11.37	11	2:15.27	12	3:19.01	50	4:16.37	197	5:24.29 *1	20	6:12.80 *1	3	7:20.09	79	8:08.49 *1	4	9:12.60 *1	91	10:17.43
28	1:11.67	28	2:15.51	11	3:19.56	14	4:17.08	28	5:28.37	54	6:16.30 *1	19	7:20.23 *1	63	8:13.27 *1	91	9:14.30	60	10:18.64 *1
12	1:11.84	12	2:15.76	28	3:19.83	12	4:22.63	10	5:28.44	3	6:17.12	15	7:22.42 *1	91	8:13.34	79	9:16.73 *1	4	10:20.12 *1
40	1:12.84	40	2:17.38	10	3:20.97	11	4:23.84	194	5:28.77	14	6:22.92	20	7:23.21 *1	30	8:13.87 *1	63	9:19.33 *1	79	10:24.18 *1
10	1:13.62	10	2:17.71	40	3:21.68	28	4:24.11	11	5:29.33	50	6:23.14	50	7:26.15	3	8:21.32	95	9:20.32 *2	63	10:24.21 *1
4	1:14.90	23	2:19.47	23	3:23.32	10	4:24.51	95	5:29.33 *1	194	6:30.74	14	7:27.74	9	8:26.82 *1	30	9:21.07 *1	3	10:25.41
23	1:15.00	4	2:22.19	194	3:24.61	40	4:25.36	12	5:29.74	10	6:31.92	54	7:30.78 *1	19	8:28.75 *1	3	9:22.80	30	10:27.15 *1
59	1:16.44	59	2:22.97	6	3:25.54	194	4:25.52	40	5:29.84	11	6:33.04	194	7:31.28	50	8:29.06	50	9:31.91	50	10:34.30
27	1:17.26	194	2:23.54	59	3:30.92	23	4:26.39	6	5:29.92	6	6:33.04	6	7:33.96	14	8:30.86	194	9:34.22	194	10:34.55
79	1:18.14	6	2:23.82	2	3:31.18	6	4:27.26	23	5:30.80	28	6:34.49	10	7:34.95	194	8:33.07	14	9:36.26	6	10:38.16
9	1:19.27	27	2:25.17	74	3:31.86	2	4:33.50	2	5:36.33	12	6:34.53	11	7:36.37	15	8:33.32 *1	9	9:36.72 *1	95	10:39.22 *2
60	1:19.58	79	2:26.79	4	3:32.27	74	4:34.59	74	5:37.32	40	6:34.65	12	7:37.99	20	8:33.56 *1	6	9:37.06	14	10:39.70
54	1:19.63	2	2:27.25	27	3:32.46	10	4:36.81	10	5:39.01	23	6:36.52	28	7:38.34	6	8:35.00	19	9:37.95 *1	10	10:45.05
6	1:20.47	60	2:27.82	10	3:32.68	27	4:38.69	27	5:45.10	197	6:38.93 *1	40	7:38.99	10	8:37.98	10	9:42.24	9	10:45.80 *1
194	1:20.96	74	2:27.88	60	3:35.45	59	4:39.12	59	5:46.75	2	6:39.30	23	7:39.33	11	8:39.58	20	9:42.61 *1	19	10:46.60 *1
15	1:21.43	10	2:28.66	79	3:35.76	4	4:40.01	4	5:48.45	74	6:40.02	2	7:41.25	12	8:41.00	11	9:43.77	74	10:47.52
2	1:23.42	9	2:30.58	9	3:44.26	60	4:42.32	60	5:48.71	10	6:40.91	74	7:41.71	28	8:42.36	12	9:45.05	28	10:48.64
10	1:24.42	54	2:32.91	15	3:46.16	79	4:44.16	79	5:52.29	95	6:45.61 *1	10	7:42.73	40	8:43.44	28	9:45.33	2	10:49.34
74	1:24.74	15	2:34.02	63	3:46.52	63	4:53.68	30	6:00.92	27	6:51.56	197	7:51.00 *1	2	8:43.89	15	9:45.40 *1	10	10:49.77
20	1:25.55	63	2:37.36	30	3:47.01	30	4:54.22	63	6:01.14	59	6:54.27	27	7:59.15	74	8:43.97	74	9:46.18	11	10:49.97
63	1:28.61	30	2:37.39	54	3:48.24	9	4:54.86	9	5:54.86	60	6:55.01	60	7:55.01	23	8:44.98	2	9:46.72	12	10:51.01
30	1:28.92	20	2:38.35	20	3:49.78	15	4:57.85	15	5:57.85	4	6:56.82	4	7:56.82	10	8:45.09	40	9:47.47	40	10:52.22
95	1:30.26	19	2:40.90	19	3:50.30	19	5:00.09	19	5:00.09	79	7:00.90	79	7:00.90	54	8:47.02 *1	10	9:47.89	20	10:52.53 *1
19	1:30.76	95	2:51.44	54	5:01.56	54	5:01.56	54	5:01.56	54	5:01.56	54	5:01.56	54	5:01.56	23	9:48.87	23	10:52.68
197	1:36.67	197	2:54.61	197	2:54.61	197	2:54.61	197	2:54.61	197	2:54.61	197	2:54.61	197	2:54.61	197	2:54.61	15	10:55.94 *1

NEW ERA RACE RESULTS

Mallory Park - Monday 31st May 2010

Club Championships - Round 5

125/250cc GP, TWO STROKES & FORMULA JUNIOR

RESULT - RACE 8

Pl	No	Cl	Name	Machine	Entrant/Sponsor	Laps	Time	Behind	MPH	Best Lap on	MPH
1	111	250	Robert MAWBAY	Honda 250	Racing Lines Derby	10	9:53.64		84.29	57.63	3 86.83
2	99	2S	Chris BISHOP	Yamaha 249	Precision Engineering	10	10:01.31	7.67	83.22	58.19	3 85.99
3	55	250	Fred BURBAGE	Yamaha 250		10	10:11.18	17.54	81.87	59.34	3 84.33
4	91	125	Andrew FISHER	Honda 125		10	10:16.25	22.61	81.20	1:00.44	7 82.79
5	50	2S	Chris ROSE	Yamaha 349	Rose MOT Centre	10	10:27.16	33.52	79.79	1:01.47	7 81.41
6	23	250	Andrew PLUMRIDGE	Yamaha 250	Bluebell Lakes	10	10:30.39	36.75	79.38	1:01.78	6 81.00
7	194	F4 J	Nicky PEARCE	Yamaha 450		10	10:34.27	40.63	78.89	1:00.58	8 82.60
8	3	250	Jez WILSON	Honda 250		10	10:38.08	44.44	78.42	1:00.94	4 82.11
9	10	2S	Stephen COX	Yamaha 350		10	10:41.19	47.55	78.04	1:01.95	10 80.77
10	28	2S	Huw EDWARDS	Rotax 247		10	10:41.61	47.97	77.99	1:02.38	2 80.22
11	10	SV	David WOOD	Suzuki 650	Dave Wood Racing	10	10:44.86	51.22	77.60	1:00.91	9 82.15
12	74	F4 N	Damien SMITH	Kawasaki 400	Digital & Logical Solution	10	10:45.70	52.06	77.50	1:01.59	10 81.25
13	14	250	David ALLEN	Honda 250		10	10:53.08	59.44	76.62	1:03.47	7 78.84
14	2	F4	James JACKSON	Kawasaki 400	MJS Motor Repair	10	10:54.84	1:01.20	76.42	1:02.04	4 80.66
15	40	2S	Ian HARRISON	Yamaha 747	Mistral Racing Ltd	10	10:59.03	1:05.39	75.93	1:03.51	7 78.79
16	12	2S	Peter THORNE	Rotax 250		9	9:53.70	1 Lap	75.86	1:03.89	4 78.32
17	11	2S	Ian AUSTIN	Yamaha 750		9	9:59.84	1 Lap	75.08	1:05.14	2 76.82
18	27	2S	Paul STREETS	Suzuki 500		9	9:59.88	1 Lap	75.08	1:05.17	2 76.78
19	59	2S	Mike DRYDEN-HOLT	Yamaha 347	Eddie Martin Racing	9	10:08.01	1 Lap	74.07	1:05.44	2 76.47
20	4	125 J	Jake BAYFORD	Conti 80		9	10:16.09	1 Lap	73.10	1:05.71	9 76.15
21	79	125 N	Jamie ASHBY	Aprilia F125		9	10:16.25	1 Lap	73.08	1:06.61	9 75.12
22	63	H	Simon BLACKWELL	Hornet 600		9	10:22.90	1 Lap	72.30	1:05.65	7 76.22
23	30	CB N	Mark BISWELL	Honda 500	VES Visual Electronic Se	9	10:26.48	1 Lap	71.89	1:05.36	9 76.56
24	20	2S	John HIORNS	Yamaha 350		9	10:32.60	1 Lap	71.19	1:08.38	2 73.18
25	60	2S	Stephen DUNN	Yamaha 250		9	10:33.06	1 Lap	71.14	1:08.34	8 73.22
26	9	125	Greg GREENWOOD	Aprilia F125		9	10:34.57	1 Lap	70.97	1:08.22	9 73.35
27	19	F4	Simon MARKS	Kawasaki 400		9	10:34.62	1 Lap	70.97	1:07.35	7 74.30
28	15	2S	Dennis PRICE	Yamaha 404		9	10:55.86	1 Lap	68.67	1:10.92	2 70.56
29	95	125	Daniel BLACKWELL	Aprilia F125		8	10:26.09	2 Laps	63.94	1:15.22	5 66.52
Not-Classified											
54	2S		Nigel COLLIER	Yamaha 424		5	6:02.02	DNF	69.11	1:09.75	2 71.74
32	2S		David FERGUSON	Yamaha 347		3	3:35.75	DNF	69.58	1:09.03	3 72.49

Fastest Lap

111	250		Robert MAWBAY	Honda 250	Racing Lines Derby					57.63	3 86.83
99	2S		Chris BISHOP	Yamaha 249	Precision Engineering					58.19	3 85.99
91	125		Andrew FISHER	Honda 125						1:00.44	7 82.79
194	F4		Nicky PEARCE	Yamaha 450						1:00.58	8 82.60
10	SV		David WOOD	Suzuki 650	Dave Wood Racing					1:00.91	9 82.15
30	CB N		Mark BISWELL	Honda 500	VES Visual Electronic Serv					1:05.36	9 76.56
63	H		Simon BLACKWELL	Hornet 600						1:05.65	7 76.22

Second start at 13.4 seconds

Start Time : 15:23

31 May 10 15:38

Clerk of Course :

Time Issued :

Chief Timekeeper : Anthony Smith

THESE RESULTS REMAIN PROVISIONAL FOR A MINIMUM OF 30 MINUTES FROM THE TIME OF ISSUE

HS Sports Timing and Results Systems - Results and Lap Times at www.hssports.co.uk

125/250cc GP, TWO STROKES, & FORMULA JUNIOR

LAP TIMES - RACE 8

2	James JACKSON										
Lap	1	2	3	4	5	6	7	8	9	10	
1	1:23.65	1:04.03	1:04.58	1:02.04	1:02.55	1:03.07	1:03.79	1:03.23	1:03.95	1:03.95	
3	Jez WILSON										
Lap	1	2	3	4	5	6	7	8	9	10	
1	1:10.86	1:02.75	1:01.25	1:00.94	1:02.13	1:01.73	1:05.18	1:04.79	1:04.49	1:03.96	
4	Jake BAYFORD										
Lap	1	2	3	4	5	6	7	8	9	10	
1	1:15.90	1:07.14	1:08.65	1:06.78	1:07.68	1:07.47	1:08.76	1:08.00	1:05.71		
9	Greg GREENWOOD										
Lap	1	2	3	4	5	6	7	8	9	10	
1	1:20.66	1:10.52	1:09.42	1:10.03	1:09.42	1:09.62	1:08.24	1:08.44	1:08.22		
10	Stephen COX										
Lap	1	2	3	4	5	6	7	8	9	10	
1	1:12.94	1:04.91	1:03.99	1:04.03	1:02.77	1:03.04	1:02.65	1:02.49	1:02.42	1:01.95	
10	David WOOD										
Lap	1	2	3	4	5	6	7	8	9	10	
1	1:22.35	1:04.97	1:03.64	1:02.39	1:02.35	1:02.33	1:02.38	1:02.41	1:00.91	1:01.13	
11	Ian AUSTIN										
Lap	1	2	3	4	5	6	7	8	9	10	
1	1:12.00	1:05.14	1:05.50	1:06.19	1:05.42	1:06.50	1:07.25	1:05.30	1:06.54		
12	Peter THORNE										
Lap	1	2	3	4	5	6	7	8	9	10	
1	1:13.16	1:04.52	1:04.06	1:03.89	1:04.33	1:06.32	1:06.03	1:06.00	1:05.39		
14	David ALLEN										
Lap	1	2	3	4	5	6	7	8	9	10	
1	1:12.85	1:04.62	1:05.43	1:04.61	1:03.49	1:05.09	1:03.47	1:04.90	1:03.78	1:04.84	
15	Dennis PRICE										
Lap	1	2	3	4	5	6	7	8	9	10	
1	1:21.10	1:10.92	1:10.97	1:12.08	1:11.24	1:13.69	1:12.13	1:11.47	1:12.26		
19	Simon MARKS										
Lap	1	2	3	4	5	6	7	8	9	10	
1	1:29.35	1:07.41	1:07.80	1:10.33	1:07.85	1:08.52	1:07.35	1:08.39	1:07.62		
20	John HIORNS										
Lap	1	2	3	4	5	6	7	8	9	10	
1	1:20.93	1:08.38	1:08.86	1:10.18	1:08.80	1:08.72	1:08.90	1:09.19	1:08.64		
23	Andrew PLUMRIDGE										
Lap	1	2	3	4	5	6	7	8	9	10	
1	1:08.93	1:02.73	1:02.53	1:02.02	1:02.32	1:01.78	1:02.60	1:02.03	1:01.79	1:03.66	

27	Paul STREETS										
	Lap	1	2	3	4	5	6	7	8	9	10
	1	1:14.53	1:05.17	1:06.23	1:05.52	1:05.38	1:05.42	1:05.98	1:05.68	1:05.97	
28	Huw EDWARDS										
	Lap	1	2	3	4	5	6	7	8	9	10
	1	1:10.18	1:02.38	1:03.51	1:02.76	1:03.82	1:03.73	1:05.19	1:03.94	1:03.35	1:02.75
30	Mark BISWELL										
	Lap	1	2	3	4	5	6	7	8	9	10
	1	1:29.27	1:07.93	1:07.64	1:09.71	1:07.41	1:06.19	1:07.02	1:05.95	1:05.36	
32	David FERGUSON										
	Lap	1	2	3	4	5	6	7	8	9	10
	1	1:17.47	1:09.25	1:09.03							
40	Ian HARRISON										
	Lap	1	2	3	4	5	6	7	8	9	10
	1	1:13.68	1:04.47	1:04.74	1:06.06	1:03.52	1:03.80	1:03.51	1:05.52	1:07.71	1:06.02
50	Chris ROSE										
	Lap	1	2	3	4	5	6	7	8	9	10
	1	1:08.84	1:02.44	1:02.01	1:01.93	1:01.98	1:02.59	1:01.47	1:02.29	1:01.91	1:01.70
54	Nigel COLLIER										
	Lap	1	2	3	4	5	6	7	8	9	10
	1	1:17.73	1:09.75	1:10.13	1:11.81	1:12.60					
55	Fred BURBAGE										
	Lap	1	2	3	4	5	6	7	8	9	10
	1	1:09.57	1:00.82	59.34	59.83	1:00.84	59.49	1:00.79	1:01.03	59.74	59.73
59	Mike DRYDEN-HOLT										
	Lap	1	2	3	4	5	6	7	8	9	10
	1	1:13.77	1:05.44	1:06.06	1:07.72	1:07.28	1:05.67	1:07.56	1:07.23	1:07.28	
60	Stephen DUNN										
	Lap	1	2	3	4	5	6	7	8	9	10
	1	1:18.64	1:10.94	1:08.69	1:10.23	1:08.74	1:09.07	1:09.58	1:08.34	1:08.83	
63	Simon BLACKWELL										
	Lap	1	2	3	4	5	6	7	8	9	10
	1	1:28.58	1:06.92	1:07.45	1:07.48	1:07.22	1:07.06	1:05.65	1:06.04	1:06.50	
74	Damien SMITH										
	Lap	1	2	3	4	5	6	7	8	9	10
	1	1:23.30	1:03.70	1:02.82	1:03.31	1:02.23	1:02.24	1:02.46	1:02.22	1:01.83	1:01.59
79	Jamie ASHBY										
	Lap	1	2	3	4	5	6	7	8	9	10
	1	1:16.47	1:08.00	1:07.94	1:07.15	1:07.44	1:07.60	1:06.99	1:08.05	1:06.61	
91	Andrew FISHER										
	Lap	1	2	3	4	5	6	7	8	9	10
	1	1:06.80	1:00.76	1:00.65	1:00.49	1:01.33	1:00.77	1:00.44	1:03.02	1:01.16	1:00.83

95	Daniel BLACKWELL										
	Lap	1	2	3	4	5	6	7	8	9	10
	1	1:29.02	1:18.68	1:17.13	1:16.61	1:15.22	1:17.77	1:16.07	1:15.59		

99	Chris BISHOP										
	Lap	1	2	3	4	5	6	7	8	9	10
	1	1:05.02	59.28	58.19	59.37	58.62	1:00.61	1:00.89	59.33	1:00.15	59.85

111	Robert MAWBEY										
	Lap	1	2	3	4	5	6	7	8	9	10
	1	1:05.52	58.26	57.63	58.28	58.60	59.25	58.25	58.83	59.42	59.60

194	Nicky PEARCE										
	Lap	1	2	3	4	5	6	7	8	9	10
	1	1:20.59	1:01.73	1:03.17	1:02.10	1:02.19	1:00.78	1:00.79	1:00.58	1:01.02	1:01.32

Lap Chart

125/250cc GP, TWO STROKES, & FORMULA JUNIOR - RACE 8

Lap 1		Lap 2		Lap 3		Lap 4		Lap 5		Lap 6		Lap 7		Lap 8		Lap 9		Lap 10	
No	Time	No	Time	No	Time	No	Time	No	Time	No	Time	No	Time	No	Time	No	Time	No	Time
99	1:05.02	111	2:03.78	111	3:01.41	111	3:59.69	111	4:58.29	111	5:57.54	111	6:55.79	111	7:54.62	111	8:54.04	111	9:53.64
111	1:05.52	99	2:04.30	99	3:02.49	99	4:01.86	99	5:00.48	63	5:57.65 *1	99	7:01.98	99	8:01.31	59	9:00.73 *1	12	9:53.70 *1
91	1:06.80	91	2:07.56	91	3:08.21	95	4:04.83 *1	91	5:10.03	9	6:00.05 *1	63	7:04.71 *1	79	8:01.59 *1	99	9:01.46	11	9:59.84 *1
50	1:08.84	55	2:10.39	55	3:09.73	91	4:08.70	55	5:10.40	99	6:01.09	20	7:05.87 *1	4	8:02.38 *1	79	9:09.64 *1	27	9:59.88 *1
23	1:08.93	50	2:11.28	50	3:13.29	55	4:09.56	50	5:17.20	30	6:01.96 *1	60	7:06.31 *1	63	8:10.36 *1	4	9:10.38 *1	99	10:01.31
55	1:09.57	23	2:11.66	23	3:14.19	50	4:15.22	3	5:17.93	54	6:02.02 *1	30	7:08.15 *1	55	8:11.71	95	9:10.50 *2	59	10:08.01 *1
28	1:10.18	28	2:12.56	3	3:14.86	3	4:15.80	23	5:18.53	19	6:02.74 *1	9	7:09.67 *1	91	8:14.26	55	9:11.45	55	10:11.18
3	1:10.86	3	2:13.61	28	3:16.07	23	4:16.21	95	5:21.44 *1	15	6:06.31 *1	55	7:10.68	20	8:14.77 *1	91	9:15.42	4	10:16.09 *1
11	1:12.00	11	2:17.14	12	3:21.74	28	4:18.83	28	5:22.65	55	6:09.89	91	7:11.24	30	8:15.17 *1	63	9:16.40 *1	91	10:16.25
14	1:12.85	14	2:17.47	10	3:21.84	12	4:25.63	10	5:28.64	91	6:10.80	19	7:11.26 *1	60	8:15.89 *1	30	9:21.12 *1	79	10:16.25 *1
10	1:12.94	12	2:17.68	11	3:22.64	10	4:25.87	194	5:29.78	3	6:19.66	15	7:20.00 *1	9	8:17.91 *1	20	9:23.96 *1	63	10:22.90 *1
12	1:13.16	10	2:17.85	40	3:22.89	14	4:27.51	12	5:29.96	50	6:19.79	50	7:21.26	19	8:18.61 *1	60	9:24.23 *1	95	10:26.09 *2
40	1:13.68	40	2:18.15	14	3:22.90	194	4:27.59	14	5:31.00	23	6:20.31	23	7:22.91	50	8:23.55	50	9:25.46	30	10:26.48 *1
59	1:13.77	59	2:19.21	59	3:25.27	11	4:28.83	40	5:32.47	28	6:26.38	3	7:24.84	23	8:24.94	9	9:26.35 *1	50	10:27.16
27	1:14.53	27	2:19.70	194	3:25.49	40	4:28.95	11	5:34.25	194	6:30.56	194	7:31.35	3	8:29.63	23	9:26.73	23	10:30.39
4	1:15.90	194	2:22.32	27	3:25.93	27	4:31.45	74	5:35.36	10	6:31.68	28	7:31.57	194	8:31.93	19	9:27.00 *1	20	10:32.60 *1
79	1:16.47	4	2:23.04	74	3:29.82	59	4:32.99	10	5:35.70	14	6:36.09	10	7:34.33	15	8:32.13 *1	194	9:32.95	60	10:33.06 *1
32	1:17.47	79	2:24.47	10	3:30.96	74	4:33.13	27	5:36.83	40	6:36.27	14	7:39.56	28	8:35.51	3	9:34.12	194	10:34.27
54	1:17.73	32	2:26.72	4	3:31.69	10	4:33.35	2	5:36.85	12	6:36.28	40	7:39.78	10	8:36.82	28	9:38.86	9	10:34.57 *1
60	1:18.64	74	2:27.00	2	3:32.26	2	4:34.30	59	5:40.27	95	6:36.66 *1	74	7:40.06	74	8:42.28	10	9:39.24	19	10:34.62 *1
194	1:20.59	10	2:27.32	79	3:32.41	4	4:38.47	4	5:46.15	74	6:37.60	10	7:40.41	10	8:42.82	15	9:43.60 *1	3	10:38.08
9	1:20.66	54	2:27.48	32	3:35.75	79	4:39.56	79	5:47.00	10	6:38.03	12	7:42.31	14	8:44.46	10	9:43.73	10	10:41.19
20	1:20.93	2	2:27.68	54	3:37.61	20	4:48.35	20	5:57.15	2	6:39.92	2	7:43.71	40	8:45.30	74	9:44.11	28	10:41.61
15	1:21.10	20	2:29.31	20	3:38.17	60	4:48.50	60	5:57.24	11	6:40.75	11	7:48.00	2	8:46.94	14	9:48.24	10	10:44.86
10	1:22.35	60	2:29.58	60	3:38.27	54	4:49.42			27	6:42.25	27	7:48.23	12	8:48.31	2	9:50.89	74	10:45.70
74	1:23.30	9	2:31.18	9	3:40.60	63	4:50.43			59	6:45.94	59	7:53.50	11	8:53.30	40	9:53.01	14	10:53.08
2	1:23.65	15	2:32.02	63	3:42.95	9	4:50.63			4	6:53.62	95	7:54.43 *1	27	8:53.91			2	10:54.84
63	1:28.58	63	2:35.50	15	3:42.99	30	4:54.55			79	6:54.60							15	10:55.86 *1
95	1:29.02	19	2:36.76	19	3:44.56	19	4:54.89											40	10:59.03
30	1:29.27	30	2:37.20	30	3:44.84	15	4:55.07												
19	1:29.35	95	2:47.70																

NEW ERA RACE RESULTS

SOUND OF THUNDER

RESULTS BY



HS Sports Ltd
Unit 5, Radnor Park Industrial Estate
Congleton, Cheshire CW12 4XN
Tel. +44 (0)1260 275708
Fax +44 (0)1260 278352
www.hssports.co.uk

NEW ERA RACE RESULTS

Mallory Park - Monday 31st May 2010

Club Championships - Round 5

SOUND OF THUNDER

TIMED PRACTICE

Pl	No	Cl	Name	Machine	Entrant/Sponsor	Laps	Time on Lap	Behind	MPH	
1	2	ST	Danny IMBERG	Triumph 675	PLI / GLF Accessories	12	56.41	7	88.71	
2	15	ST J	Andy BLACKMAN	Aprilia 1000	Grahame Blackman	11	57.92	8	01.51	86.40
3	18	ST N	William WHITE	Triumph 675	JP Guivier & Co Ltd	11	59.09	10	02.68	84.68
4	10	ST	Tom WARNER	Ducati 1098	Charles Warner Ltd	9	59.26	4	02.85	84.44
5	26	ST N	Richard WHITE	Triumph 675	JP Guivier & Co Ltd	11	1:01.43	10	05.02	81.46
6	118	ST	Sandra HARMAN	Honda 1000	Slough Turf / JMB Horsepower	7	1:04.22	6	07.81	77.92
7	71	MC	Michael TESSYMAN	Ducati 853		9	1:04.90	5	08.49	77.10
8	27	ST	Dallas HORNBLow	Ducati 620	QL Cafe	4	1:05.01	4	08.60	76.97
9	20	ST	Gary HENRIKSEN	Aprilia 1000		10	1:06.45	7	10.04	75.30

Start Time : 10:26

31 May 10 10:39

Clerk of Course :

Time Issued :

Chief Timekeeper : Anthony Smith

THESE RESULTS REMAIN PROVISIONAL FOR A MINIMUM OF 30 MINUTES FROM THE TIME OF ISSUE

HS Sports Timing and Results Systems - Results and Lap Times at www.hssports.co.uk

SOUND OF THUNDER

LAP TIMES - TIMED PRACTICE

2 Danny IMBERG

Lap	1	2	3	4	5	6	7	8	9	10
1	58.72	57.79	56.50	57.07	1:01.94	56.68	56.41	56.48	1:02.43	1:04.34
11	1:01.75	56.47								

10 Tom WARNER

Lap	1	2	3	4	5	6	7	8	9	10
1	1:00.50	59.56	59.46	59.26	1:00.80	1:02.53	1:00.28	59.98	59.51	

15 Andy BLACKMAN

Lap	1	2	3	4	5	6	7	8	9	10
1	1:00.10	59.24	58.35	58.47	59.41	59.36	58.37	57.92	58.20	58.60
11	58.24									

18 William WHITE

Lap	1	2	3	4	5	6	7	8	9	10
1	1:01.53	1:00.62	1:00.50	1:00.15	59.62	59.88	59.94	1:00.24	1:00.95	59.09
11	59.43									

20 Gary HENRIKSEN

Lap	1	2	3	4	5	6	7	8	9	10
1	1:10.01	1:08.16	1:07.96	1:07.31	1:06.66	1:06.62	1:06.45	1:07.54	1:06.86	1:07.13

26 Richard WHITE

Lap	1	2	3	4	5	6	7	8	9	10
1	1:02.75	1:03.14	1:02.46	1:02.75	1:02.08	1:02.17	1:02.13	1:01.64	1:02.70	1:01.43
11	1:02.60									

27 Dallas HORNBLow

Lap	1	2	3	4	5	6	7	8	9	10
1	1:14.86	1:07.57	1:05.58	1:05.01						

71 Michael TESSYMAN

Lap	1	2	3	4	5	6	7	8	9	10
1	1:07.10	1:07.32	1:06.28	1:06.13	1:04.90	1:06.17	1:06.00	1:09.82	1:07.93	

118 Sandra HARMAN

Lap	1	2	3	4	5	6	7	8	9	10
1	1:04.87	1:04.51	1:04.69	1:04.43	1:04.47	1:04.22	1:05.04			


NEW ERA RACE GRID

SOUND OF THUNDER

RACE 4 & RACE 9 - AMENDED

ROW 3	<div style="border: 1px solid black; padding: 5px; width: 150px; height: 30px; margin: 5px;">12</div>	<div style="border: 1px solid black; padding: 5px; width: 150px; height: 30px; margin: 5px;">32 NICHOLSON 11</div>	<div style="border: 1px solid black; padding: 5px; width: 150px; height: 30px; margin: 5px;">20 01:06.450 HENRIKSEN 10</div>	<div style="border: 1px solid black; padding: 5px; width: 150px; height: 30px; margin: 5px;">27 01:05.010 HORNBLow 9</div>
ROW 2	<div style="border: 1px solid black; padding: 5px; width: 150px; height: 30px; margin: 5px;">71 01:04.900 TESSYMAN 8</div>	<div style="border: 1px solid black; padding: 5px; width: 150px; height: 30px; margin: 5px;">118 01:04.220 HARMAN 7</div>	<div style="border: 1px solid black; padding: 5px; width: 150px; height: 30px; margin: 5px;">26 01:01.430 WHITE 6</div>	<div style="border: 1px solid black; padding: 5px; width: 150px; height: 30px; margin: 5px;">10 00:59.260 WARNER 5</div>
ROW 1	<div style="border: 1px solid black; padding: 5px; width: 150px; height: 30px; margin: 5px;">18 00:59.090 WHITE 4</div>	<div style="border: 1px solid black; padding: 5px; width: 150px; height: 30px; margin: 5px;">15 00:57.920 BLACKMAN 3</div>	<div style="border: 1px solid black; padding: 5px; width: 150px; height: 30px; margin: 5px;">13 00:57.440 SCRANAGE 2</div>	<div style="border: 1px solid black; padding: 5px; width: 150px; height: 30px; margin: 5px;">2 00:56.410 IMBERG 1</div>

POLE



NEW ERA RACE RESULTS

Mallory Park - Monday 31st May 2010

Club Championships - Round 5

SOUND OF THUNDER

RESULT - RACE 4

PI	No	Cl	Name	Machine	Entrant/Sponsor	Laps	Time	Behind	MPH	Best Lap on	MPH
1	2	ST	Danny IMBERG	Triumph 675	PLI / GLF Accessories	10	9:31.28		87.59	56.22	3 89.01
2	15	ST J	Andy BLACKMAN	Aprilia 1000	Grahame Blackman	10	9:43.10	11.82	85.82	57.20	7 87.48
3	13	ST	Ben SCRANAGE	Triumph 675	Smallboy Trackbike Hire	10	9:43.39	12.11	85.77	57.16	6 87.54
4	18	ST N	William WHITE	Triumph 675	JP Guivier & Co Ltd	10	9:52.22	20.94	84.50	57.76	2 86.63
5	10	ST	Tom WARNER	Ducati 1098	Charles Warner Ltd	10	10:05.77	34.49	82.61	59.47	3 84.14
6	26	ST N	Richard WHITE	Triumph 675	JP Guivier & Co Ltd	10	10:21.03	49.75	80.58	1:00.49	9 82.72
7	118	ST	Sandra HARMAN	Honda 1000	Slough Turf / JMB Horse	9	9:37.12	1 Lap	78.04	1:02.88	3 79.58
8	71	MC	Michael TESSYMAN	Ducati 853		9	9:56.51	1 Lap	75.50	1:04.76	2 77.27
9	20	ST	Gary HENRIKSEN	Aprilia 1000		9	9:56.86	1 Lap	75.45	1:04.69	2 77.35

Fastest Lap

2	ST	Danny IMBERG	Triumph 675	PLI / GLF Accessories					56.22	3	89.01
71	MC	Michael TESSYMAN	Ducati 853						1:04.76	2	77.27

Start Time : 14:02

31 May 10 14:12

Clerk of Course :

Time Issued :

Chief Timekeeper : Anthony Smith

THESE RESULTS REMAIN PROVISIONAL FOR A MINIMUM OF 30 MINUTES FROM THE TIME OF ISSUE

HS Sports Timing and Results Systems - Results and Lap Times at www.hssports.co.uk

SOUND OF THUNDER

LAP TIMES - RACE 4

2 Danny IMBERG

Lap	1	2	3	4	5	6	7	8	9	10
1	1:00.75	56.45	56.22	56.26	56.39	56.62	57.02	57.15	56.68	57.74

10 Tom WARNER

Lap	1	2	3	4	5	6	7	8	9	10
1	1:05.65	59.94	59.47	1:00.19	1:00.31	1:00.39	1:00.05	59.66	1:00.16	59.95

13 Ben SCRANAGE

Lap	1	2	3	4	5	6	7	8	9	10
1	1:03.23	58.45	58.05	57.62	57.67	57.16	57.32	57.30	58.66	57.93

15 Andy BLACKMAN

Lap	1	2	3	4	5	6	7	8	9	10
1	1:03.02	57.90	58.27	58.25	58.15	57.59	57.20	57.38	58.12	57.22

18 William WHITE

Lap	1	2	3	4	5	6	7	8	9	10
1	1:03.86	57.76	58.93	57.82	58.27	58.40	58.79	59.13	59.47	59.79

20 Gary HENRIKSEN

Lap	1	2	3	4	5	6	7	8	9	10
1	1:12.45	1:04.69	1:05.50	1:05.64	1:05.40	1:05.24	1:05.20	1:06.93	1:05.81	

26 Richard WHITE

Lap	1	2	3	4	5	6	7	8	9	10
1	1:07.91	1:02.57	1:02.27	1:01.99	1:01.89	1:01.09	1:01.17	1:00.71	1:00.49	1:00.94

71 Michael TESSYMAN

Lap	1	2	3	4	5	6	7	8	9	10
1	1:11.54	1:04.76	1:05.70	1:05.58	1:05.92	1:05.07	1:05.04	1:06.20	1:06.70	

118 Sandra HARMAN

Lap	1	2	3	4	5	6	7	8	9	10
1	1:10.27	1:03.26	1:02.88	1:03.21	1:02.94	1:03.66	1:03.51	1:03.56	1:03.83	

Lap Chart

SOUND OF THUNDER - RACE 4

Lap 1		Lap 2		Lap 3		Lap 4		Lap 5		Lap 6		Lap 7		Lap 8		Lap 9		Lap 10	
No	Time	No	Time	No	Time	No	Time	No	Time	No	Time	No	Time	No	Time	No	Time	No	Time
2	1:00.75	2	1:57.20	2	2:53.42	2	3:49.68	2	4:46.07	2	5:42.69	2	6:39.71	2	7:36.86	2	8:33.54	2	9:31.28
15	1:03.02	15	2:00.92	15	2:59.19	13	3:57.35	13	4:55.02	13	5:52.18	13	6:49.50	71	7:43.61 *1	13	8:45.46	118	9:37.12 *1
13	1:03.23	18	2:01.62	13	2:59.73	15	3:57.44	15	4:55.59	15	5:53.18	15	6:50.38	20	7:44.12 *1	15	8:45.88	15	9:43.10
18	1:03.86	13	2:01.68	18	3:00.55	18	3:58.37	18	4:56.64	18	5:55.04	18	6:53.83	13	7:46.80	71	8:49.81 *1	13	9:43.39
10	1:05.65	10	2:05.59	10	3:05.06	10	4:05.25	10	5:05.56	10	6:05.95	10	7:06.00	15	7:47.76	20	8:51.05 *1	18	9:52.22
26	1:07.91	26	2:10.48	26	3:12.75	26	4:14.74	26	5:16.63	26	6:17.72	26	7:18.89	18	7:52.96	18	8:52.43	71	9:56.51 *1
118	1:10.27	118	2:13.53	118	3:16.41	118	4:19.62	118	5:22.56	118	6:26.22	118	7:29.73	10	8:05.66	10	9:05.82	20	9:56.86 *1
71	1:11.54	71	2:16.30	71	3:22.00	71	4:27.58	71	5:33.50	71	6:38.57	71	7:43.61	26	8:19.60	26	9:20.09	10	10:05.77
20	1:12.45	20	2:17.14	20	3:22.64	20	4:28.28	20	5:33.68	20	6:38.92	20	7:43.61	118	8:33.29	118	9:37.12	26	10:21.03

NEW ERA RACE RESULTS

Mallory Park - Monday 31st May 2010

Club Championships - Round 5

SOUND OF THUNDER

RESULT - RACE 9

PI	No	Cl	Name	Machine	Entrant/Sponsor	Laps	Time	Behind	MPH	Best Lap on	MPH
1	2	ST	Danny IMBERG	Triumph 675	PLI / GLF Accessories	10	9:37.11		86.71	56.65	3 88.33
2	15	ST	J Andy BLACKMAN	Aprilia 1000	Grahame Blackman	10	9:46.84	9.73	85.27	57.96	10 86.34
3	18	ST	N William WHITE	Triumph 675	JP Guivier & Co Ltd	10	9:54.97	17.86	84.11	57.89	4 86.44
4	10	ST	Tom WARNER	Ducati 1098	Charles Warner Ltd	10	10:05.51	28.40	82.64	59.33	8 84.34
5	26	ST	N Richard WHITE	Triumph 675	JP Guivier & Co Ltd	10	10:25.31	48.20	80.02	1:01.11	10 81.89
6	118	ST	Sandra HARMAN	Honda 1000	Slough Turf / JMB Horse	9	9:40.00	1 Lap	77.65	1:03.43	2 78.89
7	20	ST	Gary HENRIKSEN	Aprilia 1000		9	9:51.96	1 Lap	76.08	1:04.53	5 77.55
8	71	MC	Michael TESSYMAN	Ducati 853		9	10:17.98	1 Lap	72.88	1:06.60	7 75.14

Fastest Lap

2	ST	Danny IMBERG	Triumph 675	PLI / GLF Accessories					56.65	3	88.33
71	MC	Michael TESSYMAN	Ducati 853						1:06.60	7	75.14

Start Time : 15:47

31 May 10 15:57

Clerk of Course :

Time Issued :

Chief Timekeeper : Anthony Smith

THESE RESULTS REMAIN PROVISIONAL FOR A MINIMUM OF 30 MINUTES FROM THE TIME OF ISSUE

HS Sports Timing and Results Systems - Results and Lap Times at www.hssports.co.uk

SOUND OF THUNDER

LAP TIMES - RACE 9

2	Danny IMBERG										
	Lap	1	2	3	4	5	6	7	8	9	10
	1	1:01.88	56.72	56.65	56.72	56.89	56.88	57.47	57.81	57.38	58.71

10	Tom WARNER										
	Lap	1	2	3	4	5	6	7	8	9	10
	1	1:05.70	1:00.80	59.79	59.52	59.50	1:00.05	1:00.03	59.33	1:00.26	1:00.53

15	Andy BLACKMAN										
	Lap	1	2	3	4	5	6	7	8	9	10
	1	1:02.97	58.23	58.13	58.03	58.33	58.24	58.22	58.43	58.30	57.96

18	William WHITE										
	Lap	1	2	3	4	5	6	7	8	9	10
	1	1:03.83	58.36	58.19	57.89	58.41	58.99	59.16	1:00.02	1:00.27	59.85

20	Gary HENRIKSEN										
	Lap	1	2	3	4	5	6	7	8	9	10
	1	1:12.24	1:04.58	1:04.84	1:04.70	1:04.53	1:05.39	1:05.34	1:05.16	1:05.18	

26	Richard WHITE										
	Lap	1	2	3	4	5	6	7	8	9	10
	1	1:08.10	1:02.53	1:02.47	1:02.43	1:02.30	1:01.40	1:01.68	1:01.30	1:01.99	1:01.11

71	Michael TESSYMAN										
	Lap	1	2	3	4	5	6	7	8	9	10
	1	1:12.06	1:06.74	1:07.93	1:09.85	1:08.12	1:07.90	1:06.60	1:08.21	1:10.57	

118	Sandra HARMAN										
	Lap	1	2	3	4	5	6	7	8	9	10
	1	1:09.57	1:03.43	1:03.50	1:03.61	1:03.51	1:03.64	1:03.70	1:03.77	1:05.27	

Lap Chart

SOUND OF THUNDER - RACE 9

Lap 1		Lap 2		Lap 3		Lap 4		Lap 5		Lap 6		Lap 7		Lap 8		Lap 9		Lap 10	
No	Time	No	Time	No	Time	No	Time	No	Time	No	Time	No	Time	No	Time	No	Time	No	Time
2	1:01.88	2	1:58.60	2	2:55.25	2	3:51.97	2	4:48.86	2	5:45.74	2	6:43.21	2	7:41.02	2	8:38.40	2	9:37.11
15	1:02.97	15	2:01.20	15	2:59.33	15	3:57.36	15	4:55.69	15	5:53.93	15	6:52.15	20	7:41.62 *1	20	8:46.78 *1	118	9:40.00 *1
18	1:03.83	18	2:02.19	18	3:00.38	18	3:58.27	18	4:56.68	18	5:55.67	71	6:52.60 *1	15	7:50.58	15	8:48.88	15	9:46.84
10	1:05.70	10	2:06.50	10	3:06.29	10	4:05.81	10	5:05.31	10	6:05.36	18	6:54.83	18	7:54.85	18	8:55.12	20	9:51.96 *1
26	1:08.10	26	2:10.63	26	3:13.10	26	4:15.53	26	5:17.83	26	6:19.23	10	7:05.39	71	7:59.20 *1	10	9:04.98	18	9:54.97
118	1:09.57	118	2:13.00	118	3:16.50	118	4:20.11	118	5:23.62	118	6:27.26	26	7:20.91	10	8:04.72	71	9:07.41 *1	10	10:05.51
71	1:12.06	20	2:16.82	20	3:21.66	20	4:26.36	20	5:30.89	20	6:36.28	118	7:30.96	26	8:22.21	26	9:24.20	71	10:17.98 *1
20	1:12.24	71	2:18.80	71	3:26.73	71	4:36.58	71	5:44.70					118	8:34.73			26	10:25.31

NEW ERA RACE RESULTS

DUCATI DESMO DUE

RESULTS BY



HS Sports Ltd
Unit 5, Radnor Park Industrial Estate
Congleton, Cheshire CW12 4XN
Tel. +44 (0)1260 275708
Fax +44 (0)1260 278352
www.hssports.co.uk

NEW ERA RACE RESULTS

Mallory Park - Monday 31st May 2010

Club Championships - Round 5

DUCATI DESMO DUE

TIMED PRACTICE

Pl	No	Cl	Name	Machine	Entrant/Sponsor	Laps	Time on Lap	Behind	MPH	
1	29	DA	Mark LISTER	Ducati 620	OD2 Racing	10	1:01.07	4	81.94	
2	43	DA	Tom PARKES	Ducati 620	Pink Elephant Photography	10	1:03.19	7	02.12	79.19
3	85	DA	Tim PRITCHARD	Ducati 620	Pink Elephant Photography	10	1:03.31	10	02.24	79.04
4	27	DA	Dallas HORNBLOW	Ducati 620	QL Cafe	8	1:03.69	6	02.62	78.57
5	72	DB	Matthew LAWSON	Ducati 583	Little Market	10	1:04.02	10	02.95	78.16
6	26	DB	Matthew LARRETT	Ducati 583	CAV Electrical	8	1:04.03	6	02.96	78.15
7	68	DA	Paul PAYNE	Ducati 620	Motorapido / Talking Tots	10	1:04.45	6	03.38	77.64
8	67	DB	Steven KLEE	Ducati 583	Firbimatic	10	1:04.47	6	03.40	77.62
9	88	DA	Kevin ELLIS	Ducati 618	L&J Motorcycles	8	1:04.48	7	03.41	77.61
10	75	DA	Andy CHALLIS	Ducati 620	A Coupland (Surfacing) Ltd	9	1:04.49	5	03.42	77.59
11	33	DA	Andy PIKE	Ducati 620	Cleve Brightman	9	1:04.51	9	03.44	77.57
12	117	DB	Dean RUSSELL	Ducati 583	Newland Conveyors	10	1:04.85	4	03.78	77.16
13	70	DA	Neil APPLEBY	Ducati 620	Italsport	10	1:04.97	5	03.90	77.02
14	61	DB	Phil WILCOCK	Ducati 583	Wilco Autos / Hair City	10	1:05.27	7	04.20	76.67
15	42	DA	Steve HANDS	Ducati 620	Maquis Systems Ltd	10	1:05.68	7	04.61	76.19
16	3	DB	Kevin PALMER	Ducati 583	Palmer & Phillips	10	1:05.72	3	04.65	76.14
17	77	DB	Neal CATLING	Ducati 583	Parkinson Motorcycles	6	1:06.86	4	05.79	74.84
18	35	DB	Ron JOLLEY	Ducati 583	Towcester Tyre Services	9	1:06.98	4	05.91	74.71
19	6	DB	Craig FISHER	Ducati 583	centrixsoftware.com	10	1:07.04	5	05.97	74.64
20	21	DB	Alan PARKES	Ducati 583	G4 Group / HDS Ltd / MECS Lt	10	1:07.19	9	06.12	74.48
21	71	DB	Michael TESSYMAN	Ducati 583		8	1:07.45	7	06.38	74.19
22	245	DB	Wesley THIRKELL	Ducati 583	Maybe - One Day	9	1:07.73	8	06.66	73.88
23	66	DB	Paul KENNEDY	Ducati 583	Fathom Creative Ltd	9	1:08.43	3	07.36	73.13
24	24	DB	Paul NELSON	Ducati 600		9	1:08.64	9	07.57	72.90
25	84	DA	Tom ROBERTS	Ducati 620	Traffic Sense	9	1:11.20	6	10.13	70.28
26	13	DB	Greg DRZYMALSKI	Ducati 583	I48	9	1:11.51	8	10.44	69.98
27	51	DB	Paul PULLEN	Ducati 583		6	1:13.19	5	12.12	68.37
28	60	DB	Julian NORMAN	Ducati 600	Fathom Creative Ltd	8	1:13.57	8	12.50	68.02
29	32	DB	Peter WEST	Ducati 583	Water Lane Clinic	8	1:14.73	8	13.66	66.96
30	572	DB	Ross ANDERSON	Ducati 583		8	1:20.90	6	19.83	61.85

Start Time : 10:42

31 May 10 10:58

Clerk of Course :

Time Issued :

Chief Timekeeper : Anthony Smith

THESE RESULTS REMAIN PROVISIONAL FOR A MINIMUM OF 30 MINUTES FROM THE TIME OF ISSUE

HS Sports Timing and Results Systems - Results and Lap Times at www.hssports.co.uk

DUCATI DESMO DUE

LAP TIMES - TIMED PRACTICE

3	Kevin PALMER										
	Lap	1	2	3	4	5	6	7	8	9	10
	1	1:09.72	1:06.76	1:05.72	1:07.04	1:07.53	1:08.39	1:06.34	1:06.39	1:07.12	1:07.29
6	Craig FISHER										
	Lap	1	2	3	4	5	6	7	8	9	10
	1	1:10.33	1:08.64	1:07.85	1:07.91	1:07.04	1:09.09	1:09.03	1:10.85	1:07.62	1:10.37
13	Greg DRZYMALSKI										
	Lap	1	2	3	4	5	6	7	8	9	10
	1	1:17.32	1:14.92	1:15.22	1:13.31	1:11.59	1:12.08	1:11.58	1:11.51	1:17.64	
21	Alan PARKES										
	Lap	1	2	3	4	5	6	7	8	9	10
	1	1:13.75	1:10.85	1:08.86	1:08.43	1:08.11	1:07.57	1:07.57	1:07.29	1:07.19	1:21.19
24	Paul NELSON										
	Lap	1	2	3	4	5	6	7	8	9	10
	1	1:13.84	1:11.26	1:11.15	1:09.25	1:09.50	1:08.95	1:10.76	1:09.99	1:08.64	
26	Matthew LARRETT										
	Lap	1	2	3	4	5	6	7	8	9	10
	1	1:06.73	1:05.54	1:05.73	1:06.74	1:06.56	1:04.03	1:04.14	1:04.66		
27	Dallas HORNBLOW										
	Lap	1	2	3	4	5	6	7	8	9	10
	1	1:09.60	1:06.57	1:03.89	1:05.30	1:06.82	1:03.69	1:04.63	1:03.91		
29	Mark LISTER										
	Lap	1	2	3	4	5	6	7	8	9	10
	1	1:06.47	1:02.85	1:02.10	1:01.07	1:01.38	1:04.38	1:02.14	1:01.24	1:01.14	1:02.25
32	Peter WEST										
	Lap	1	2	3	4	5	6	7	8	9	10
	1	1:17.46	1:15.84	1:15.19	1:15.66	1:15.13	1:15.83	1:14.98	1:14.73		
33	Andy PIKE										
	Lap	1	2	3	4	5	6	7	8	9	10
	1	1:17.43	1:12.75	1:11.44	1:13.24	1:09.16	1:05.63	1:05.12	1:05.87	1:04.51	
35	Ron JOLLEY										
	Lap	1	2	3	4	5	6	7	8	9	10
	1	1:09.57	1:09.32	1:07.11	1:06.98	1:07.02	1:08.35	1:08.86	1:07.97	1:35.44	
42	Steve HANDS										
	Lap	1	2	3	4	5	6	7	8	9	10
	1	1:07.90	1:07.07	1:06.57	1:05.76	1:07.63	1:05.97	1:05.68	1:06.04	1:06.71	1:08.60
43	Tom PARKES										
	Lap	1	2	3	4	5	6	7	8	9	10
	1	1:05.87	1:04.57	1:06.20	1:04.33	1:03.43	1:03.20	1:03.19	1:10.48	1:09.99	1:09.00

51	Paul PULLEN										
	Lap	1	2	3	4	5	6	7	8	9	10
	1	3:33.71	1:17.39	1:16.62	1:14.80	1:13.19	1:13.73				
60	Julian NORMAN										
	Lap	1	2	3	4	5	6	7	8	9	10
	1	1:17.09	1:19.95	1:15.59	1:14.74	1:14.17	1:14.89	1:14.40	1:13.57		
61	Phil WILCOCK										
	Lap	1	2	3	4	5	6	7	8	9	10
	1	1:07.38	1:06.37	1:06.71	1:07.53	1:05.96	1:05.34	1:05.27	1:05.39	1:05.67	1:05.57
66	Paul KENNEDY										
	Lap	1	2	3	4	5	6	7	8	9	10
	1	1:13.86	1:09.37	1:08.43	1:08.98	1:08.52	1:09.33	1:08.88	1:08.56	1:13.18	
67	Steven KLEE										
	Lap	1	2	3	4	5	6	7	8	9	10
	1	1:07.50	1:06.16	1:07.26	1:06.98	1:06.63	1:04.47	1:05.31	1:06.23	1:06.49	1:05.60
68	Paul PAYNE										
	Lap	1	2	3	4	5	6	7	8	9	10
	1	1:06.21	1:05.65	1:05.60	1:08.31	1:07.51	1:04.45	1:06.44	1:07.27	1:06.72	1:05.70
70	Neil APPLEBY										
	Lap	1	2	3	4	5	6	7	8	9	10
	1	1:09.72	1:07.25	1:06.06	1:05.55	1:04.97	1:07.09	1:05.84	1:05.25	1:06.23	1:08.92
71	Michael TESSYMAN										
	Lap	1	2	3	4	5	6	7	8	9	10
	1	1:10.92	1:09.75	1:09.23	1:09.69	1:08.02	1:08.29	1:07.45	1:07.59		
72	Matthew LAWSON										
	Lap	1	2	3	4	5	6	7	8	9	10
	1	1:06.34	1:05.81	1:06.09	1:05.02	1:04.39	1:05.09	1:04.63	1:06.14	1:04.11	1:04.02
75	Andy CHALLIS										
	Lap	1	2	3	4	5	6	7	8	9	10
	1	1:16.80	1:12.99	1:11.19	1:07.20	1:04.49	1:06.94	1:07.34	1:06.09	1:05.42	
77	Neal CATLING										
	Lap	1	2	3	4	5	6	7	8	9	10
	1	1:10.83	1:08.71	1:08.01	1:06.86	1:06.90	1:07.67				
84	Tom ROBERTS										
	Lap	1	2	3	4	5	6	7	8	9	10
	1	1:17.78	1:14.95	1:13.86	1:13.51	1:11.73	1:11.20	1:13.14	1:11.84	1:16.78	
85	Tim PRITCHARD										
	Lap	1	2	3	4	5	6	7	8	9	10
	1	1:09.56	1:06.60	1:03.67	1:05.08	1:06.57	1:03.67	1:04.24	1:04.60	1:03.87	1:03.31
88	Kevin ELLIS										
	Lap	1	2	3	4	5	6	7	8	9	10
	1	1:09.54	1:06.46	1:07.92	1:06.18	1:04.77	1:06.01	1:04.48	1:06.95		

117 Dean RUSSELL

Lap	1	2	3	4	5	6	7	8	9	10
1	1:07.33	1:07.00	1:05.19	1:04.85	1:05.38	1:05.45	1:05.39	1:07.21	1:06.05	1:06.68

245 Wesley THIRKELL

Lap	1	2	3	4	5	6	7	8	9	10
1	1:10.70	1:09.39	1:08.24	1:09.56	1:09.37	1:09.53	1:09.22	1:07.73	1:08.03	

572 Ross ANDERSON

Lap	1	2	3	4	5	6	7	8	9	10
1	1:32.25	1:25.64	1:23.02	1:21.88	1:23.66	1:20.90	1:20.99	1:25.19		

NEW ERA RACE GRID

DUCATI DESMO DUE

RACE 5 & RACE 10

ROW 8	32	31	572 01:20.900 ANDERSON 30	32 01:14.730 WEST 29
ROW 7	60 01:13.570 NORMAN 28	51 01:13.190 PULLEN 27	13 01:11.510 DRZYMALSKI 26	84 01:11.200 ROBERTS 25
ROW 6	24 01:08.640 NELSON 24	66 01:08.430 KENNEDY 23	245 01:07.730 THIRKELL 22	71 01:07.450 TESSYMAN 21
ROW 5	21 01:07.190 PARKES 20	6 01:07.040 FISHER 19	35 01:06.980 JOLLEY 18	77 01:06.860 CATLING 17
ROW 4	3 01:05.720 PALMER 16	42 01:05.680 HANDS 15	61 01:05.270 WILCOCK 14	70 01:04.970 APPLEBY 13
ROW 3	117 01:04.850 RUSSELL 12	33 01:04.510 PIKE 11	75 01:04.490 CHALLIS 10	88 01:04.480 ELLIS 9
ROW 2	67 01:04.470 KLEE 8	68 01:04.450 PAYNE 7	26 01:04.030 LARRETT 6	72 01:04.020 LAWSON 5
ROW 1	27 01:03.690 HORNBLow 4	85 01:03.310 PRITCHARD 3	43 01:03.190 PARKES 2	29 01:01.070 LISTER 1
POLE				

NEW ERA RACE RESULTS

Mallory Park - Monday 31st May 2010

Club Championships - Round 5

DUCATI DESMO DUE

RESULT - RACE 5

PI	No	Cl	Name	Machine	Entrant/Sponsor	Laps	Time	Behind	MPH	Best Lap on	MPH	
1	29	DA	Mark LISTER	Ducati 620	OD2 Racing	10	10:22.94		80.33	1:00.98	9	82.06
2	27	DA	Dallas HORNBLOW	Ducati 620	QL Cafe	10	10:43.82	20.88	77.72	1:02.99	3	79.44
3	85	DA	Tim PRITCHARD	Ducati 620	Pink Elephant Photograp	10	10:46.24	23.30	77.43	1:02.04	8	80.66
4	75	DA	Andy CHALLIS	Ducati 620	A Coupland (Surfacing) L	10	10:56.23	33.29	76.25	1:03.85	2	78.37
5	67	DB	Steven KLEE	Ducati 583	Firbimatic	10	10:56.61	33.67	76.21	1:04.45	7	77.64
6	33	DA	Andy PIKE	Ducati 620	Cleve Brightman	10	10:58.94	36.00	75.94	1:03.92	9	78.29
7	26	DB	Matthew LARRETT	Ducati 583	CAV Electrical	10	11:00.68	37.74	75.74	1:04.36	7	77.75
8	68	DA	Paul PAYNE	Ducati 620	Motorapido / Talking Tots	10	11:01.58	38.64	75.64	1:04.35	9	77.76
9	117	DB	Dean RUSSELL	Ducati 583	Newland Conveyors	10	11:07.63	44.69	74.95	1:04.74	8	77.29
10	70	DA	Neil APPLEBY	Ducati 620	Italsport	10	11:07.94	45.00	74.92	1:03.99	9	78.20
11	42	DA	Steve HANDS	Ducati 620	Maquis Systems Ltd	10	11:09.11	46.17	74.79	1:05.25	9	76.69
12	61	DB	Phil WILCOCK	Ducati 583	Wilco Autos / Hair City	10	11:11.47	48.53	74.52	1:04.90	8	77.10
13	88	DA	Kevin ELLIS	Ducati 618	L&J Motorcycles	10	11:11.88	48.94	74.48	1:04.67	8	77.38
14	77	DB	Neal CATLING	Ducati 583	Parkinson Motorcycles	10	11:14.98	52.04	74.14	1:05.62	8	76.26
15	21	DB	Alan PARKES	Ducati 583	G4 Group / HDS Ltd / ME	10	11:15.75	52.81	74.05	1:05.59	9	76.29
16	3	DB	Kevin PALMER	Ducati 583	Palmer & Phillips	10	11:28.52	1:05.58	72.68	1:07.16	7	74.51
17	6	DB	Craig FISHER	Ducati 583	centrixsoftware.com	9	10:27.72	1 Lap	71.75	1:08.08	2	73.50
18	71	DB	Michael TESSYMAN	Ducati 583		9	10:28.99	1 Lap	71.60	1:08.43	6	73.13
19	24	DB	Paul NELSON	Ducati 600		9	10:29.09	1 Lap	71.59	1:07.71	5	73.90
20	245	DB	Wesley THIRKELL	Ducati 583	Maybe - One Day	9	10:29.68	1 Lap	71.52	1:07.66	5	73.96
21	13	DB	Greg DRZYMALSKI	Ducati 583	I48	9	10:40.63	1 Lap	70.30	1:08.29	9	73.28
22	66	DB	Paul KENNEDY	Ducati 583	Fathom Creative Ltd	9	10:43.13	1 Lap	70.03	1:08.60	9	72.94
23	60	DB	Julian NORMAN	Ducati 600	Fathom Creative Ltd	9	11:01.68	1 Lap	68.06	1:11.04	7	70.44
24	69	DB	Mark ELLERAY	Ducati 583	Abbot Solutions	9	11:02.42	1 Lap	67.99	1:11.23	7	70.25
25	51	DB	Paul PULLEN	Ducati 583		9	11:13.50	1 Lap	66.87	1:12.03	8	69.47
26	572	DB	Ross ANDERSON	Ducati 583		8	10:58.05	2 Laps	60.83	1:19.75	2	62.75

Not-Classified

43	DA	Tom PARKES	Ducati 620	Pink Elephant Photography	9	9:32.10	DNF	78.72	1:02.32	8	80.30
35	DB	Ron JOLLEY	Ducati 583	Towcester Tyre Services	6	7:12.72	DNF	69.38	1:07.72	3	73.89
32	DB	Peter WEST	Ducati 583	Water Lane Clinic	4	4:59.66	DNF	66.80	1:12.26	2	69.25
84	DA	Tom ROBERTS	Ducati 620	Traffic Sense	2	2:34.72	DNF	64.68	1:12.37	2	69.14
72	DB	Matthew LAWSON	Ducati 583	Little Market	0		Starter				

Fastest Lap

29	DA	Mark LISTER	Ducati 620	OD2 Racing					1:00.98	9	82.06
26	DB	Matthew LARRETT	Ducati 583	CAV Electrical					1:04.36	7	77.75

No. 85 - Time includes a 10 second jump start penalty

Start Time : 14:19

31 May 10 14:34

Clerk of Course :

Time Issued :

Chief Timekeeper : Anthony Smith

THESE RESULTS REMAIN PROVISIONAL FOR A MINIMUM OF 30 MINUTES FROM THE TIME OF ISSUE

HS Sports Timing and Results Systems - Results and Lap Times at www.hssports.co.uk

DUCATI DESMO DUE

LAP TIMES - RACE 5

3	Kevin PALMER										
	Lap	1	2	3	4	5	6	7	8	9	10
	1	1:19.01	1:08.23	1:08.24	1:07.95	1:07.20	1:07.92	1:07.16	1:07.17	1:08.24	1:07.40
6	Craig FISHER										
	Lap	1	2	3	4	5	6	7	8	9	10
	1	1:19.95	1:08.08	1:08.40	1:08.33	1:08.12	1:08.93	1:08.66	1:08.80	1:08.45	
13	Greg DRZYMALSKI										
	Lap	1	2	3	4	5	6	7	8	9	10
	1	1:20.92	1:10.10	1:10.12	1:11.19	1:09.98	1:10.92	1:09.58	1:09.53	1:08.29	
21	Alan PARKES										
	Lap	1	2	3	4	5	6	7	8	9	10
	1	1:17.60	1:07.17	1:06.99	1:06.65	1:06.37	1:08.10	1:05.68	1:05.91	1:05.59	1:05.69
24	Paul NELSON										
	Lap	1	2	3	4	5	6	7	8	9	10
	1	1:20.20	1:08.90	1:08.64	1:08.65	1:07.71	1:08.42	1:08.71	1:08.39	1:09.47	
26	Matthew LARRETT										
	Lap	1	2	3	4	5	6	7	8	9	10
	1	1:12.82	1:04.81	1:05.05	1:04.80	1:04.82	1:05.14	1:04.36	1:04.89	1:05.54	1:08.45
27	Dallas HORNBLOW										
	Lap	1	2	3	4	5	6	7	8	9	10
	1	1:10.25	1:03.07	1:02.99	1:03.78	1:03.47	1:03.93	1:03.54	1:04.68	1:03.86	1:04.25
29	Mark LISTER										
	Lap	1	2	3	4	5	6	7	8	9	10
	1	1:08.43	1:02.47	1:01.37	1:01.53	1:01.12	1:01.51	1:01.80	1:01.55	1:00.98	1:02.18
32	Peter WEST										
	Lap	1	2	3	4	5	6	7	8	9	10
	1	1:21.80	1:12.26	1:12.84	1:12.76						
33	Andy PIKE										
	Lap	1	2	3	4	5	6	7	8	9	10
	1	1:12.21	1:04.68	1:04.70	1:05.16	1:04.74	1:05.22	1:06.45	1:05.51	1:03.92	1:06.35
35	Ron JOLLEY										
	Lap	1	2	3	4	5	6	7	8	9	10
	1	1:18.73	1:08.22	1:07.72	1:08.70	1:12.19	1:17.16				
42	Steve HANDS										
	Lap	1	2	3	4	5	6	7	8	9	10
	1	1:14.86	1:06.00	1:05.70	1:06.69	1:05.93	1:07.87	1:06.05	1:05.29	1:05.25	1:05.47
43	Tom PARKES										
	Lap	1	2	3	4	5	6	7	8	9	10
	1	1:09.26	1:02.82	1:03.01	1:03.34	1:02.78	1:02.61	1:03.29	1:02.32	1:02.67	

51	Paul PULLEN										
	Lap	1	2	3	4	5	6	7	8	9	10
	1	1:24.02	1:13.41	1:14.50	1:14.56	1:15.33	1:13.06	1:13.85	1:12.03	1:12.74	
60	Julian NORMAN										
	Lap	1	2	3	4	5	6	7	8	9	10
	1	1:26.29	1:12.26	1:13.09	1:12.90	1:11.88	1:11.21	1:11.04	1:11.47	1:11.54	
61	Phil WILCOCK										
	Lap	1	2	3	4	5	6	7	8	9	10
	1	1:14.68	1:05.99	1:05.49	1:06.39	1:06.21	1:08.27	1:05.72	1:04.90	1:06.79	1:07.03
66	Paul KENNEDY										
	Lap	1	2	3	4	5	6	7	8	9	10
	1	1:22.93	1:12.01	1:12.38	1:10.14	1:09.19	1:09.56	1:08.65	1:09.67	1:08.60	
67	Steven KLEE										
	Lap	1	2	3	4	5	6	7	8	9	10
	1	1:11.60	1:04.76	1:04.69	1:04.84	1:05.28	1:05.18	1:04.45	1:04.75	1:05.13	1:05.93
68	Paul PAYNE										
	Lap	1	2	3	4	5	6	7	8	9	10
	1	1:13.53	1:04.69	1:04.82	1:05.26	1:04.89	1:05.65	1:04.66	1:05.08	1:04.35	1:08.65
69	Mark ELLERAY										
	Lap	1	2	3	4	5	6	7	8	9	10
	1	1:24.24	1:11.69	1:12.44	1:11.80	1:14.15	1:12.59	1:11.23	1:11.50	1:12.78	
70	Neil APPLEBY										
	Lap	1	2	3	4	5	6	7	8	9	10
	1	1:15.98	1:07.43	1:06.16	1:06.34	1:05.63	1:06.83	1:05.47	1:05.02	1:03.99	1:05.09
71	Michael TESSYMAN										
	Lap	1	2	3	4	5	6	7	8	9	10
	1	1:17.09	1:09.40	1:08.88	1:08.87	1:08.57	1:08.43	1:08.87	1:08.60	1:10.28	
75	Andy CHALLIS										
	Lap	1	2	3	4	5	6	7	8	9	10
	1	1:09.57	1:03.85	1:05.20	1:06.10	1:05.94	1:05.05	1:04.58	1:05.30	1:04.55	1:06.09
77	Neal CATLING										
	Lap	1	2	3	4	5	6	7	8	9	10
	1	1:18.10	1:06.96	1:05.94	1:07.19	1:06.03	1:07.78	1:05.80	1:05.62	1:05.83	1:05.73
84	Tom ROBERTS										
	Lap	1	2	3	4	5	6	7	8	9	10
	1	1:22.35	1:12.37								
85	Tim PRITCHARD										
	Lap	1	2	3	4	5	6	7	8	9	10
	1	1:07.93	1:03.64	1:03.14	1:03.40	1:02.57	1:02.87	1:03.45	1:02.04	1:03.26	1:03.94
88	Kevin ELLIS										
	Lap	1	2	3	4	5	6	7	8	9	10
	1	1:17.09	1:05.21	1:05.09	1:06.22	1:05.82	1:08.09	1:06.91	1:04.67	1:05.94	1:06.84

117 Dean RUSSELL

Lap	1	2	3	4	5	6	7	8	9	10
1	1:16.15	1:05.85	1:04.87	1:06.74	1:05.32	1:07.34	1:05.51	1:04.74	1:05.21	1:05.90

245 Wesley THIRKELL

Lap	1	2	3	4	5	6	7	8	9	10
1	1:19.97	1:08.73	1:07.98	1:08.85	1:07.66	1:08.74	1:09.58	1:08.98	1:09.19	

572 Ross ANDERSON

Lap	1	2	3	4	5	6	7	8	9	10
1	1:29.74	1:19.75	1:21.02	1:21.81	1:20.98	1:21.49	1:22.17	1:21.09		

Lap Chart

DUCATI DESMO DUE - RACE 5

Lap 1		Lap 2		Lap 3		Lap 4		Lap 5		Lap 6		Lap 7		Lap 8		Lap 9		Lap 10	
No	Time	No	Time	No	Time	No	Time	No	Time	No	Time	No	Time	No	Time	No	Time	No	Time
85	1:07.93	29	2:10.90	29	3:12.27	29	4:13.80	29	5:14.92	29	6:16.43	29	7:18.23	29	8:19.78	29	9:20.76	29	10:22.94
29	1:08.43	85	2:11.57	85	3:14.71	85	4:18.11	85	5:20.68	51	6:21.82 *1	69	7:26.91 *1	13	8:22.81 *1	43	9:32.10	6	10:27.72 *1
43	1:09.26	43	2:12.08	43	3:15.09	43	4:18.43	43	5:21.21	85	6:23.55	85	7:27.00	66	8:24.86 *1	85	9:32.30	71	10:28.99 *1
75	1:09.57	27	2:13.32	27	3:16.31	27	4:20.09	27	5:23.56	43	6:23.82	43	7:27.11	85	8:29.04	13	9:32.34 *1	24	10:29.09 *1
27	1:10.25	75	2:13.42	75	3:18.62	75	4:24.72	75	5:30.66	27	6:27.49	60	7:27.63 *1	43	8:29.43	66	9:34.53 *1	245	10:29.68 *1
67	1:11.60	67	2:16.36	67	3:21.05	67	4:25.89	67	5:31.17	75	6:35.71	27	7:31.03	27	8:35.71	572	9:36.96 *2	85	10:36.24
33	1:12.21	33	2:16.89	33	3:21.59	33	4:26.75	33	5:31.49	67	6:36.35	51	7:34.88 *1	69	8:38.14 *1	27	9:39.57	13	10:40.63 *1
26	1:12.82	26	2:17.63	26	3:22.68	26	4:27.48	26	5:32.30	33	6:36.71	75	7:40.29	60	8:38.67 *1	69	9:49.64 *1	66	10:43.13 *1
68	1:13.53	68	2:18.22	68	3:23.04	68	4:28.30	572	5:32.32 *1	26	6:37.44	67	7:40.80	67	8:45.55	75	9:50.14	27	10:43.82
61	1:14.68	61	2:20.67	61	3:26.16	61	4:32.55	68	5:33.19	68	6:38.84	26	7:41.80	75	8:45.59	60	9:50.14 *1	75	10:56.23
42	1:14.86	42	2:20.86	42	3:26.56	42	4:33.25	61	5:38.76	117	6:46.27	33	7:43.16	26	8:46.69	67	9:50.68	67	10:56.61
70	1:15.98	117	2:22.00	117	3:26.87	88	4:33.61	117	5:38.93	61	6:47.03	68	7:43.50	68	8:48.58	26	9:52.23	572	10:58.05 *2
117	1:16.15	88	2:22.30	88	3:27.39	117	4:33.61	42	5:39.18	42	6:47.05	117	7:51.78	33	8:48.67	33	9:52.59	33	10:58.94
71	1:17.09	70	2:23.41	70	3:29.57	70	4:35.91	88	5:39.43	88	6:47.52	61	7:52.75	51	8:48.73 *1	68	9:52.93	26	11:00.68
88	1:17.09	21	2:24.77	77	3:31.00	77	4:38.19	70	5:41.54	70	6:48.37	42	7:53.10	117	8:56.52	51	10:00.76 *1	68	11:01.58
21	1:17.60	77	2:25.06	21	3:31.76	21	4:38.41	77	5:44.22	77	6:52.00	70	7:53.84	61	8:57.65	117	10:01.73	60	11:01.68 *1
77	1:18.10	71	2:26.49	35	3:34.67	35	4:43.37	21	5:44.78	21	6:52.88	88	7:54.43	42	8:58.39	70	10:02.85	69	11:02.42 *1
35	1:18.73	35	2:26.95	71	3:35.37	3	4:43.43	3	5:50.63	572	6:53.30 *1	77	7:57.80	70	8:58.86	42	10:03.64	117	11:07.63
3	1:19.01	3	2:27.24	3	3:35.48	71	4:44.24	71	5:52.81	3	6:58.55	21	7:58.56	88	8:59.10	61	10:04.44	70	11:07.94
6	1:19.95	6	2:28.03	6	3:36.43	6	4:44.76	6	5:52.88	71	7:01.24	3	8:05.71	77	9:03.42	88	10:05.04	42	11:09.11
245	1:19.97	245	2:28.70	245	3:36.68	245	4:45.53	245	5:53.19	6	7:01.81	71	8:10.11	21	9:04.47	77	10:09.25	61	11:11.47
24	1:20.20	24	2:29.10	24	3:37.74	24	4:46.39	24	5:54.10	245	7:01.93	6	8:10.47	3	9:12.88	21	10:10.06	88	11:11.88
13	1:20.92	13	2:31.02	13	3:41.14	13	4:52.33	35	5:55.56	24	7:02.52	24	8:11.23	71	9:18.71	3	10:21.12	51	11:13.50 *1
32	1:21.80	32	2:34.06	32	3:46.90	66	4:57.46	13	6:02.31	35	7:12.72	245	8:11.51	6	9:19.27			77	11:14.98
84	1:22.35	84	2:34.72	66	3:47.32	32	4:59.66	66	6:06.65	13	7:13.23	572	8:14.79 *1	24	9:19.62			21	11:15.75
66	1:22.93	66	2:34.94	69	3:48.37	69	5:00.17	69	6:14.32	66	7:16.21			245	9:20.49			3	11:28.52
51	1:24.02	69	2:35.93	60	3:51.64	60	5:04.54	60	6:16.42										
69	1:24.24	51	2:37.43	51	3:51.93	51	5:06.49												
60	1:26.29	60	2:38.55	572	4:10.51														
572	1:29.74	572	2:49.49																

NEW ERA RACE RESULTS

Mallory Park - Monday 31st May 2010

Club Championships - Round 5

DUCATI DESMO DUE

RESULT - RACE 10

PI	No	Cl	Name	Machine	Entrant/Sponsor	Laps	Time	Behind	MPH	Best Lap on	MPH
1	29	DA	Mark LISTER	Ducati 620	OD2 Racing	10	10:29.70		79.47	1:01.04	4 81.98
2	85	DA	Tim PRITCHARD	Ducati 620	Pink Elephant Photograp	10	10:35.55	5.85	78.73	1:02.21	6 80.44
3	43	DA	Tom PARKES	Ducati 620	Pink Elephant Photograp	10	10:35.66	5.96	78.72	1:02.28	9 80.35
4	27	DA	Dallas HORNBLow	Ducati 620	QL Cafe	10	10:42.91	13.21	77.83	1:02.87	2 79.59
5	75	DA	Andy CHALLIS	Ducati 620	A Coupland (Surfacing) L	10	10:50.74	21.04	76.90	1:03.77	5 78.47
6	26	DB	Matthew LARRETT	Ducati 583	CAV Electrical	10	10:55.44	25.74	76.35	1:04.42	8 77.68
7	33	DA	Andy PIKE	Ducati 620	Cleve Brightman	10	10:55.63	25.93	76.32	1:03.54	10 78.75
8	70	DA	Neil APPLEBY	Ducati 620	Italsport	10	10:59.40	29.70	75.89	1:04.23	10 77.91
9	42	DA	Steve HANDS	Ducati 620	Maquis Systems Ltd	10	11:01.41	31.71	75.66	1:04.17	4 77.98
10	117	DB	Dean RUSSELL	Ducati 583	Newland Conveyors	10	11:02.64	32.94	75.52	1:04.50	3 77.58
11	68	DA	Paul PAYNE	Ducati 620	Motorapido / Talking Tots	10	11:02.83	33.13	75.49	1:04.62	4 77.44
12	72	DB	Matthew LAWSON	Ducati 583	Little Market	10	11:03.66	33.96	75.40	1:04.56	4 77.51
13	61	DB	Phil WILCOCK	Ducati 583	Wilco Autos / Hair City	10	11:15.02	45.32	74.13	1:05.76	3 76.09
14	21	DB	Alan PARKES	Ducati 583	G4 Group / HDS Ltd / ME	10	11:15.58	45.88	74.07	1:05.34	5 76.58
15	77	DB	Neal CATLING	Ducati 583	Parkinson Motorcycles	10	11:15.79	46.09	74.05	1:05.31	9 76.62
16	88	DA	Kevin ELLIS	Ducati 618	L&J Motorcycles	10	11:16.10	46.40	74.01	1:05.80	9 76.05
17	3	DB	Kevin PALMER	Ducati 583	Palmer & Phillips	10	11:29.65	59.95	72.56	1:06.62	6 75.11
18	245	DB	Wesley THIRKELL	Ducati 583	Maybe - One Day	10	11:30.16	1:00.46	72.50	1:07.31	9 74.34
19	71	DB	Michael TESSYMAN	Ducati 583		9	10:32.66	1 Lap	71.19	1:08.68	2 72.86
20	24	DB	Paul NELSON	Ducati 600		9	10:36.05	1 Lap	70.81	1:08.13	5 73.45
21	66	DB	Paul KENNEDY	Ducati 583	Fathom Creative Ltd	9	10:45.31	1 Lap	69.79	1:09.93	9 71.56
22	6	DB	Craig FISHER	Ducati 583	centrixsoftware.com	9	10:52.09	1 Lap	69.06	1:07.29	4 74.36
23	51	DB	Paul PULLEN	Ducati 583		9	10:54.75	1 Lap	68.78	1:09.15	8 72.36
24	60	DB	Julian NORMAN	Ducati 600	Fathom Creative Ltd	9	11:00.08	1 Lap	68.23	1:10.57	8 70.91
25	32	DB	Peter WEST	Ducati 583	Water Lane Clinic	9	11:11.69	1 Lap	67.05	1:13.20	9 68.36
26	69	DB	Mark ELLERAY	Ducati 583	Abbot Solutions	9	11:11.98	1 Lap	67.02	1:12.46	9 69.06
27	572	DB	Ross ANDERSON	Ducati 583		8	10:55.79	2 Laps	61.04	1:20.10	4 62.47

Not-Classified

35	DB	Ron JOLLEY	Ducati 583	Towcester Tyre Services	7	8:08.86	DNF	71.65	1:07.64	4 73.98
67	DB	Steven KLEE	Ducati 583	Firbimatic	6	6:43.86	DNF	74.34	1:05.01	4 76.97
13	DB	Greg DRZYMALSKI	Ducati 583	I48	5	5:53.40	DNF	70.80	1:07.83	4 73.77

Fastest Lap

29	DA	Mark LISTER	Ducati 620	OD2 Racing					1:01.04	4 81.98
26	DB	Matthew LARRETT	Ducati 583	CAV Electrical					1:04.42	8 77.68

Start Time : 16:05

31 May 10 16:17

Clerk of Course :

Time Issued :

Chief Timekeeper : Anthony Smith

THESE RESULTS REMAIN PROVISIONAL FOR A MINIMUM OF 30 MINUTES FROM THE TIME OF ISSUE

HS Sports Timing and Results Systems - Results and Lap Times at www.hssports.co.uk

DUCATI DESMO DUE

LAP TIMES - RACE 10

3	Kevin PALMER										
	Lap	1	2	3	4	5	6	7	8	9	10
	1	1:19.48	1:08.08	1:08.13	1:07.97	1:07.30	1:06.62	1:08.75	1:08.71	1:07.28	1:07.33
6	Craig FISHER										
	Lap	1	2	3	4	5	6	7	8	9	10
	1	1:19.36	1:09.10	1:08.88	1:07.29	1:09.17	1:30.36	1:09.80	1:09.06	1:09.07	
13	Greg DRZYMALSKI										
	Lap	1	2	3	4	5	6	7	8	9	10
	1	1:20.02	1:09.13	1:08.32	1:07.83	1:08.10					
21	Alan PARKES										
	Lap	1	2	3	4	5	6	7	8	9	10
	1	1:18.81	1:07.21	1:06.29	1:06.27	1:05.34	1:05.35	1:06.76	1:06.28	1:06.26	1:07.01
24	Paul NELSON										
	Lap	1	2	3	4	5	6	7	8	9	10
	1	1:19.87	1:09.68	1:08.33	1:08.23	1:08.13	1:10.11	1:10.23	1:11.16	1:10.31	
26	Matthew LARRETT										
	Lap	1	2	3	4	5	6	7	8	9	10
	1	1:11.33	1:04.85	1:04.98	1:04.63	1:05.49	1:04.98	1:04.69	1:04.42	1:04.80	1:05.27
27	Dallas HORNBLow										
	Lap	1	2	3	4	5	6	7	8	9	10
	1	1:09.72	1:02.87	1:03.02	1:02.90	1:03.44	1:03.02	1:04.09	1:05.00	1:04.01	1:04.84
29	Mark LISTER										
	Lap	1	2	3	4	5	6	7	8	9	10
	1	1:07.85	1:02.03	1:01.19	1:01.04	1:01.14	1:01.42	1:05.26	1:01.95	1:04.47	1:03.35
32	Peter WEST										
	Lap	1	2	3	4	5	6	7	8	9	10
	1	1:21.20	1:14.07	1:15.42	1:13.48	1:13.83	1:13.84	1:13.42	1:13.23	1:13.20	
33	Andy PIKE										
	Lap	1	2	3	4	5	6	7	8	9	10
	1	1:13.66	1:06.69	1:05.38	1:03.88	1:04.71	1:04.48	1:04.86	1:04.07	1:04.36	1:03.54
35	Ron JOLLEY										
	Lap	1	2	3	4	5	6	7	8	9	10
	1	1:17.83	1:08.12	1:07.81	1:07.64	1:08.34	1:08.82	1:10.30			
42	Steve HANDS										
	Lap	1	2	3	4	5	6	7	8	9	10
	1	1:16.18	1:05.38	1:04.85	1:04.17	1:04.76	1:04.44	1:05.04	1:05.21	1:06.62	1:04.76
43	Tom PARKES										
	Lap	1	2	3	4	5	6	7	8	9	10
	1	1:09.12	1:03.23	1:02.99	1:02.94	1:03.36	1:02.76	1:02.95	1:03.53	1:02.28	1:02.50

51	Paul PULLEN										
	Lap	1	2	3	4	5	6	7	8	9	10
	1	1:23.11	1:12.33	1:11.92	1:11.69	1:12.11	1:13.85	1:11.01	1:09.15	1:09.58	
60	Julian NORMAN										
	Lap	1	2	3	4	5	6	7	8	9	10
	1	1:24.63	1:13.08	1:13.07	1:11.68	1:11.87	1:13.15	1:11.23	1:10.57	1:10.80	
61	Phil WILCOCK										
	Lap	1	2	3	4	5	6	7	8	9	10
	1	1:16.34	1:06.87	1:05.76	1:05.97	1:06.59	1:06.08	1:07.84	1:06.60	1:06.43	1:06.54
66	Paul KENNEDY										
	Lap	1	2	3	4	5	6	7	8	9	10
	1	1:21.47	1:11.20	1:10.42	1:10.10	1:10.05	1:11.18	1:10.30	1:10.66	1:09.93	
67	Steven KLEE										
	Lap	1	2	3	4	5	6	7	8	9	10
	1	1:16.14	1:06.48	1:05.55	1:05.01	1:05.33	1:05.35				
68	Paul PAYNE										
	Lap	1	2	3	4	5	6	7	8	9	10
	1	1:10.59	1:04.90	1:05.18	1:04.62	1:06.48	1:05.82	1:06.03	1:06.28	1:06.63	1:06.30
69	Mark ELLERAY										
	Lap	1	2	3	4	5	6	7	8	9	10
	1	1:23.81	1:13.17	1:13.74	1:13.76	1:12.92	1:13.27	1:13.73	1:15.12	1:12.46	
70	Neil APPLEBY										
	Lap	1	2	3	4	5	6	7	8	9	10
	1	1:15.16	1:05.08	1:04.72	1:04.38	1:04.98	1:04.76	1:05.48	1:05.14	1:05.47	1:04.23
71	Michael TESSYMAN										
	Lap	1	2	3	4	5	6	7	8	9	10
	1	1:17.08	1:08.68	1:08.88	1:08.92	1:09.48	1:08.98	1:10.40	1:10.02	1:10.22	
72	Matthew LAWSON										
	Lap	1	2	3	4	5	6	7	8	9	10
	1	1:14.73	1:06.80	1:05.97	1:04.56	1:05.14	1:05.66	1:05.15	1:05.48	1:04.97	1:05.20
75	Andy CHALLIS										
	Lap	1	2	3	4	5	6	7	8	9	10
	1	1:11.46	1:04.24	1:04.97	1:04.17	1:03.77	1:03.79	1:04.03	1:04.78	1:04.15	1:05.38
77	Neal CATLING										
	Lap	1	2	3	4	5	6	7	8	9	10
	1	1:17.22	1:06.77	1:05.50	1:06.13	1:07.29	1:07.39	1:06.75	1:06.43	1:05.31	1:07.00
85	Tim PRITCHARD										
	Lap	1	2	3	4	5	6	7	8	9	10
	1	1:08.74	1:03.31	1:02.54	1:02.50	1:02.98	1:02.21	1:04.12	1:03.09	1:03.30	1:02.76
88	Kevin ELLIS										
	Lap	1	2	3	4	5	6	7	8	9	10
	1	1:16.62	1:06.86	1:06.56	1:06.05	1:07.14	1:07.39	1:07.16	1:06.30	1:05.80	1:06.22

117 Dean RUSSELL

Lap	1	2	3	4	5	6	7	8	9	10
1	1:13.90	1:05.70	1:04.50	1:04.74	1:04.88	1:05.15	1:05.53	1:04.69	1:07.37	1:06.18

245 Wesley THIRKELL

Lap	1	2	3	4	5	6	7	8	9	10
1	1:18.28	1:08.42	1:08.06	1:08.86	1:08.10	1:07.39	1:08.16	1:07.63	1:07.31	1:07.95

572 Ross ANDERSON

Lap	1	2	3	4	5	6	7	8	9	10
1	1:28.19	1:20.94	1:20.64	1:20.10	1:20.93	1:22.65	1:21.57	1:20.77		

Lap Chart

DUCATI DESMO DUE - RACE 10

Lap 1		Lap 2		Lap 3		Lap 4		Lap 5		Lap 6		Lap 7		Lap 8		Lap 9		Lap 10	
No	Time	No	Time	No	Time	No	Time	No	Time	No	Time	No	Time	No	Time	No	Time	No	Time
29	1:07.85	29	2:09.88	29	3:11.07	29	4:12.11	29	5:13.25	29	6:14.67	29	7:19.93	29	8:21.88	29	9:26.35	29	10:29.70
85	1:08.74	85	2:12.05	85	3:14.59	85	4:17.09	85	5:20.07	69	6:17.40 *1	6	7:24.16 *1	66	8:24.72 *1	85	9:32.79	71	10:32.66 *1
43	1:09.12	43	2:12.35	43	3:15.34	43	4:18.28	43	5:21.64	32	6:18.00 *1	51	7:25.01 *1	85	8:29.49	43	9:33.16	85	10:35.55
27	1:09.72	27	2:12.59	27	3:15.61	27	4:18.51	27	5:21.95	85	6:22.28	85	7:26.40	43	8:30.88	572	9:35.02 *2	43	10:35.66
68	1:10.59	68	2:15.49	75	3:20.67	75	4:24.84	75	5:28.61	43	6:24.40	43	7:27.35	6	8:33.96 *1	66	9:35.38 *1	24	10:36.05 *1
26	1:11.33	75	2:15.70	68	3:20.67	68	4:25.29	572	5:29.87 *1	27	6:24.97	60	7:27.48 *1	27	8:34.06	27	9:38.07	27	10:42.91
75	1:11.46	26	2:16.18	26	3:21.16	26	4:25.79	26	5:31.28	75	6:32.40	27	7:29.06	51	8:36.02 *1	6	9:43.02 *1	66	10:45.31 *1
33	1:13.66	117	2:19.60	117	3:24.10	117	4:28.84	68	5:31.77	26	6:36.26	69	7:30.67 *1	60	8:38.71 *1	51	9:45.17 *1	75	10:50.74
117	1:13.90	70	2:20.24	70	3:24.96	70	4:29.34	117	5:33.72	68	6:37.59	32	7:31.84 *1	75	8:41.21	75	9:45.36	6	10:52.09 *1
72	1:14.73	33	2:20.35	33	3:25.73	33	4:29.61	70	5:34.32	33	6:38.80	75	7:36.43	69	8:44.40 *1	60	9:49.28 *1	51	10:54.75 *1
70	1:15.16	72	2:21.53	42	3:26.41	42	4:30.58	33	5:34.32	117	6:38.87	26	7:40.95	32	8:45.26 *1	26	9:50.17	26	10:55.44
67	1:16.14	42	2:21.56	72	3:27.50	72	4:32.06	42	5:35.34	70	6:39.08	68	7:43.62	26	8:45.37	33	9:52.09	33	10:55.63
42	1:16.18	67	2:22.62	67	3:28.17	67	4:33.18	72	5:37.20	42	6:39.78	33	7:43.66	33	8:47.73	70	9:55.17	572	10:55.79 *2
61	1:16.34	61	2:23.21	61	3:28.97	61	4:34.94	67	5:38.51	72	6:42.86	117	7:44.40	117	8:49.09	117	9:56.46	70	10:59.40
88	1:16.62	88	2:23.48	77	3:29.49	77	4:35.62	61	5:41.53	67	6:43.86	70	7:44.56	70	8:49.70	68	9:56.53	60	11:00.08 *1
71	1:17.08	77	2:23.99	88	3:30.04	88	4:36.09	77	5:42.91	61	6:47.61	42	7:44.82	68	8:49.90	42	9:56.65	42	11:01.41
77	1:17.22	71	2:25.76	21	3:32.31	21	4:38.58	88	5:43.23	21	6:49.27	72	7:48.01	42	8:50.03	72	9:58.46	117	11:02.64
35	1:17.83	35	2:25.95	35	3:33.76	35	4:41.40	21	5:43.92	77	6:50.30	61	7:55.45	72	8:53.49	32	9:58.49 *1	68	11:02.83
245	1:18.28	21	2:26.02	71	3:34.64	71	4:43.56	35	5:49.74	88	6:50.62	21	7:56.03	61	9:02.05	69	9:59.52 *1	72	11:03.66
21	1:18.81	245	2:26.70	245	3:34.76	245	4:43.62	3	5:50.96	572	6:50.80 *1	77	7:57.05	21	9:02.31	61	10:08.48	32	11:11.69 *1
6	1:19.36	3	2:27.56	3	3:35.69	3	4:43.66	245	5:51.72	3	6:57.58	88	7:57.78	77	9:03.48	21	10:08.57	69	11:11.98 *1
3	1:19.48	6	2:28.46	6	3:37.34	6	4:44.63	71	5:53.04	35	6:58.56	3	8:06.33	88	9:04.08	77	10:08.79	61	11:15.02
24	1:19.87	13	2:29.15	13	3:37.47	13	4:45.30	13	5:53.40	245	6:59.11	245	8:07.27	245	9:14.90	88	10:09.88	21	11:15.58
13	1:20.02	24	2:29.55	24	3:37.88	24	4:46.11	6	5:53.80	71	7:02.02	35	8:08.86	3	9:15.04	245	10:22.21	77	11:15.79
32	1:21.20	66	2:32.67	66	3:43.09	66	4:53.19	24	5:54.24	24	7:04.35	71	8:12.42	71	9:22.44	3	10:22.32	88	11:16.10
66	1:21.47	32	2:35.27	51	3:47.36	51	4:59.05	66	6:03.24	66	7:14.42	572	8:13.45 *1	24	9:25.74			3	11:29.65
51	1:23.11	51	2:35.44	32	3:50.69	60	5:02.46	51	6:11.16			24	8:14.58					245	11:30.16
69	1:23.81	69	2:36.98	69	3:50.72	32	5:04.17	60	6:14.33										
60	1:24.63	60	2:37.71	60	3:50.78	69	5:04.48												
572	1:28.19	572	2:49.13	572	4:09.77														

NEW ERA RACE RESULTS

THE BRIDGESTONE

PRO-BIKE OPEN

CHAMPIONSHIPS

RESULTS BY



HS Sports Ltd
Unit 5, Radnor Park Industrial Estate
Congleton, Cheshire CW12 4XN
Tel. +44 (0)1260 275708
Fax +44 (0)1260 278352
www.hssports.co.uk

NEW ERA RACE RESULTS

Mallory Park - Monday 31st May 2010

Club Championships - Round 5

PRO-BIKE OPEN

TIMED PRACTICE

Pl	No	Cl	Name	Machine	Entrant/Sponsor	Laps	Time on Lap	Behind	MPH
1	41	PB	Mark LITTLER	Kawasaki 1000	Buildbase Kawasaki	4	55.21	3	90.64
2	2	PB	Phil BROOKS	Yamaha 1000	Mediatech Direct Ltd	5	55.93	5	89.47
3	53	PB	Russ BURROWS	Suzuki 1000		12	56.93	11	87.90
4	67	PB N	James OSBORN	Suzuki 1000	Flower Power	5	57.00	5	87.79
5	69	PB N	Julian HUGHES	Suzuki 1000	GP Motorcycle Breakers	1	58.47	1	85.58
6	10	PB	Peter BRADSHAW	Yamaha 1000		14	58.51	10	85.52
7	21	PB N	Bryan BROUGHTON	Honda 1000	Joan Broughton	13	59.41	13	84.23
8	149	PB N	Steve GIBSON	Yamaha 1000	CMC Designs	3	59.64	2	83.90
9	167	PS J	Jason BREWSTER	Yamaha 1000	EB Solutions	5	59.93	4	83.50
10	39	PB	Sean HAYES	Suzuki 1000	Circuit Based Training	12	1:00.13	9	83.22
11	113	PB J	Gordon SCOTT	Suzuki 1000	BBT Motorcycle Tyres	5	1:00.26	4	83.04
12	31	PB	Emmett BURKE	Yamaha 1000		5	1:01.19	1	81.78
13	59	PB	Anthony HENDY	Honda 1000	ND Daries	12	1:01.29	5	81.64
14	333	PB	Kane DALTON	Honda 1000	Autoglym / Agip / Visic / Carloo	12	1:01.43	9	81.46
15	122	PB N	Andrew TAYLOR	Yamaha 1000	Reid Plastering	4	1:02.96	4	79.48
16	118	PB	Sandra HARMAN	Honda 1000	Slough Turf / JMB Horsepower	5	1:03.51	5	78.79
17	90	PB J	Mark WOOD	Yamaha 1000		5	1:03.90	3	78.31
18	7	PB	Neil RUSSELL	Suzuki 1000		7	1:08.74	6	72.80

Start Time : 11:01

31 May 10 11:23

Clerk of Course :

Time Issued :

Chief Timekeeper : Anthony Smith

THESE RESULTS REMAIN PROVISIONAL FOR A MINIMUM OF 30 MINUTES FROM THE TIME OF ISSUE

HS Sports Timing and Results Systems - Results and Lap Times at www.hssports.co.uk

PRO-BIKE OPEN

LAP TIMES - TIMED PRACTICE

2	Phil BROOKS										
	Lap	1	2	3	4	5	6	7	8	9	10
	1	56.24	55.99	56.62	56.43	55.93					
7	Neil RUSSELL										
	Lap	1	2	3	4	5	6	7	8	9	10
	1	7:25.26	1:08.99	1:10.61	1:08.87	1:09.19	1:08.74	1:09.91			
10	Peter BRADSHAW										
	Lap	1	2	3	4	5	6	7	8	9	10
	1	59.30	59.48	59.11	59.14	58.97	7:47.35	1:01.63	58.67	58.57	58.51
	11	58.90	58.65	1:00.47	59.78						
21	Bryan BROUGHTON										
	Lap	1	2	3	4	5	6	7	8	9	10
	1	1:00.21	59.47	1:00.20	59.68	1:01.79	7:27.74	1:01.04	1:00.61	1:02.73	1:00.49
	11	1:00.43	59.81	59.41							
31	Emmett BURKE										
	Lap	1	2	3	4	5	6	7	8	9	10
	1	1:01.19	1:01.39	1:01.44	1:01.60	1:01.49					
39	Sean HAYES										
	Lap	1	2	3	4	5	6	7	8	9	10
	1	1:06.03	1:03.90	1:03.07	1:03.32	7:44.91	1:04.13	1:02.48	1:01.95	1:00.13	1:00.77
	11	1:03.55	1:01.21								
41	Mark LITTLER										
	Lap	1	2	3	4	5	6	7	8	9	10
	1	55.73	55.80	55.21	57.00						
53	Russ BURROWS										
	Lap	1	2	3	4	5	6	7	8	9	10
	1	1:00.23	59.55	58.26	57.68	57.99	8:46.82	59.39	57.41	58.35	57.43
	11	56.93	57.15								
59	Anthony HENDY										
	Lap	1	2	3	4	5	6	7	8	9	10
	1	1:02.58	1:02.35	1:01.48	1:01.68	1:01.29	8:31.99	1:02.96	1:02.43	1:01.84	1:01.76
	11	1:01.86	1:01.79								
67	James OSBORN										
	Lap	1	2	3	4	5	6	7	8	9	10
	1	58.06	58.97	57.53	57.07	57.00					
69	Julian HUGHES										
	Lap	1	2	3	4	5	6	7	8	9	10
	1	58.47									
90	Mark WOOD										
	Lap	1	2	3	4	5	6	7	8	9	10

1 1:04.83 1:05.20 1:03.90 1:04.80 1:04.13

113 Gordon SCOTT

Lap	1	2	3	4	5	6	7	8	9	10
1	1:01.68	1:01.74	1:01.06	1:00.26	1:01.64					

118 Sandra HARMAN

Lap	1	2	3	4	5	6	7	8	9	10
1	1:04.35	1:06.00	1:04.17	1:04.44	1:03.51					

122 Andrew TAYLOR

Lap	1	2	3	4	5	6	7	8	9	10
1	1:05.51	1:06.09	1:04.89	1:02.96						

149 Steve GIBSON

Lap	1	2	3	4	5	6	7	8	9	10
1	1:00.11	59.64	59.76							

167 Jason BREWSTER

Lap	1	2	3	4	5	6	7	8	9	10
1	1:00.48	1:00.73	1:00.98	59.93	1:00.49					

333 Kane DALTON


Lap	1	2	3	4	5	6	7	8	9	10
1	1:04.25	1:05.40	1:04.42	1:03.10	8:00.42	1:04.16	1:01.91	1:02.69	1:01.43	1:01.77
11	1:02.08	1:02.83								

NEW ERA RACE GRID

PRO-BIKE OPEN

RACE 6 & RACE 11

ROW 5	20	19	7 01:08.740 RUSSELL 18	90 01:03.900 WOOD 17
ROW 4	118 01:03.510 HARMAN 16	122 01:02.960 TAYLOR 15	333 01:01.430 DALTON 14	59 01:01.290 HENDY 13
ROW 3	31 01:01.190 BURKE 12	113 01:00.260 SCOTT 11	39 01:00.130 HAYES 10	167 00:59.930 BREWSTER 9
ROW 2	149 00:59.640 GIBSON 8	21 00:59.410 BROUGHTON 7	10 00:58.510 BRADSHAW 6	69 00:58.470 HUGHES 5
ROW 1	67 00:57.000 OSBORN 4	53 00:56.930 BURROWS 3	2 00:55.930 BROOKS 2	41 00:55.210 LITTLER 1
POLE				



NEW ERA RACE RESULTS

Mallory Park - Monday 31st May 2010

Club Championships - Round 5

PRO-BIKE OPEN

RESULT - RACE 6

PI	No	Cl	Name	Machine	Entrant/Sponsor	Laps	Time	Behind	MPH	Best Lap on	MPH
1	2	PB	Phil BROOKS	Yamaha 1000	Mediatech Direct Ltd	10	9:27.28		88.21	55.79	7 89.69
2	53	PB	Russ BURROWS	Suzuki 1000		10	9:37.35	10.07	86.67	56.79	5 88.11
3	67	PB N	James OSBORN	Suzuki 1000	Flower Power	10	9:46.79	19.51	85.28	57.47	3 87.07
4	10	PB	Peter BRADSHAW	Yamaha 1000		10	9:52.27	24.99	84.49	57.82	2 86.54
5	149	PB N	Steve GIBSON	Yamaha 1000	CMC Designs	10	10:01.88	34.60	83.14	58.87	8 85.00
6	21	PB N	Bryan BROUGHTON	Honda 1000	Joan Broughton	10	10:04.83	37.55	82.73	59.10	4 84.67
7	167	PS J	Jason BREWSTER	Yamaha 1000	EB Solutions	10	10:10.31	43.03	81.99	59.32	2 84.36
8	31	PB	Emmett BURKE	Yamaha 1000		10	10:10.50	43.22	81.97	59.68	2 83.85
9	39	PB	Sean HAYES	Suzuki 1000	Circuit Based Training	10	10:15.08	47.80	81.36	59.97	6 83.44
10	59	PB	Anthony HENDY	Honda 1000	ND Daries	10	10:29.38	1:02.10	79.51	1:01.65	5 81.17
11	333	PB	Kane DALTON	Honda 1000	Autoglym / Agip / Visic /	9	9:27.30	1 Lap	79.39	1:01.73	5 81.06
12	122	PB N	Andrew TAYLOR	Yamaha 1000	Reid Plastering	9	9:27.49	1 Lap	79.36	1:01.12	8 81.87
13	113	PB J	Gordon SCOTT	Suzuki 1000	BBT Motorcycle Tyres	9	9:27.92	1 Lap	79.30	1:01.61	6 81.22
14	118	PB	Sandra HARMAN	Honda 1000	Slough Turf / JMB Horse	9	9:45.54	1 Lap	76.91	1:03.43	5 78.89
15	90	PB J	Mark WOOD	Yamaha 1000		9	9:52.15	1 Lap	76.06	1:04.44	4 77.65
16	7	PB	Neil RUSSELL	Suzuki 1000		9	10:17.23	1 Lap	72.96	1:07.30	5 74.35

Fastest Lap

2	PB	Phil BROOKS	Yamaha 1000	Mediatech Direct Ltd					55.79	7	89.69
167	PS	Jason BREWSTER	Yamaha 1000	EB Solutions					59.32	2	84.36

Start Time : 14:42

31 May 10 14:54

Clerk of Course :

Time Issued :

Chief Timekeeper : Anthony Smith

THESE RESULTS REMAIN PROVISIONAL FOR A MINIMUM OF 30 MINUTES FROM THE TIME OF ISSUE

HS Sports Timing and Results Systems - Results and Lap Times at www.hssports.co.uk

PRO-BIKE OPEN

LAP TIMES - RACE 6

2	Phil BROOKS										
	Lap	1	2	3	4	5	6	7	8	9	10
	1	1:00.50	55.95	55.95	55.99	55.99	56.58	55.79	55.87	56.12	58.54
7	Neil RUSSELL										
	Lap	1	2	3	4	5	6	7	8	9	10
	1	1:14.30	1:07.81	1:07.46	1:08.11	1:07.30	1:08.41	1:07.51	1:07.96	1:08.37	
10	Peter BRADSHAW										
	Lap	1	2	3	4	5	6	7	8	9	10
	1	1:03.84	57.82	58.48	58.37	58.83	58.94	59.07	59.27	58.68	58.97
21	Bryan BROUGHTON										
	Lap	1	2	3	4	5	6	7	8	9	10
	1	1:07.73	59.23	59.56	59.10	59.54	59.69	59.61	1:00.09	59.90	1:00.38
31	Emmett BURKE										
	Lap	1	2	3	4	5	6	7	8	9	10
	1	1:06.44	59.68	1:00.01	1:00.34	1:00.35	1:00.56	1:00.18	1:01.21	1:01.00	1:00.73
39	Sean HAYES										
	Lap	1	2	3	4	5	6	7	8	9	10
	1	1:08.96	1:02.77	1:01.26	1:00.96	1:00.10	59.97	1:00.17	1:00.16	1:00.52	1:00.21
53	Russ BURROWS										
	Lap	1	2	3	4	5	6	7	8	9	10
	1	1:02.41	57.35	57.05	56.90	56.79	56.98	57.15	57.05	57.80	57.87
59	Anthony HENDY										
	Lap	1	2	3	4	5	6	7	8	9	10
	1	1:09.50	1:03.07	1:02.59	1:02.05	1:01.65	1:01.77	1:01.84	1:01.98	1:02.61	1:02.32
67	James OSBORN										
	Lap	1	2	3	4	5	6	7	8	9	10
	1	1:02.98	57.77	57.47	57.95	57.68	57.83	58.67	58.82	58.43	59.19
90	Mark WOOD										
	Lap	1	2	3	4	5	6	7	8	9	10
	1	1:12.47	1:05.21	1:04.97	1:04.44	1:05.23	1:04.51	1:04.71	1:05.47	1:05.14	
113	Gordon SCOTT										
	Lap	1	2	3	4	5	6	7	8	9	10
	1	1:10.33	1:02.61	1:02.48	1:02.03	1:01.71	1:01.61	1:02.58	1:01.68	1:02.89	
118	Sandra HARMAN										
	Lap	1	2	3	4	5	6	7	8	9	10
	1	1:12.64	1:05.32	1:04.82	1:04.57	1:03.43	1:03.50	1:04.07	1:03.61	1:03.58	
122	Andrew TAYLOR										
	Lap	1	2	3	4	5	6	7	8	9	10
	1	1:09.69	1:03.87	1:02.73	1:02.16	1:01.82	1:01.14	1:02.27	1:01.12	1:02.69	

149 Steve GIBSON

Lap	1	2	3	4	5	6	7	8	9	10
1	1:05.96	58.98	1:00.03	1:00.43	1:00.16	59.60	59.50	58.87	58.87	59.48

167 Jason BREWSTER

Lap	1	2	3	4	5	6	7	8	9	10
1	1:05.36	59.32	1:00.05	1:00.52	1:01.18	1:00.56	1:00.22	1:01.39	1:00.98	1:00.73

333 Kane DALTON

Lap	1	2	3	4	5	6	7	8	9	10
1	1:08.87	1:02.74	1:02.72	1:01.92	1:01.73	1:02.17	1:02.65	1:01.85	1:02.65	

Lap Chart

PRO-BIKE OPEN - RACE 6

Lap 1		Lap 2		Lap 3		Lap 4		Lap 5		Lap 6		Lap 7		Lap 8		Lap 9		Lap 10	
No	Time	No	Time	No	Time	No	Time	No	Time	No	Time	No	Time	No	Time	No	Time	No	Time
2	1:00.50	2	1:56.45	2	2:52.40	2	3:48.39	2	4:44.38	2	5:40.96	2	6:36.75	2	7:32.62	2	8:28.74	2	9:27.28
53	1:02.41	53	1:59.76	53	2:56.81	53	3:53.71	53	4:50.50	7	5:44.98 *1	90	6:36.83 *1	118	7:38.35 *1	53	8:39.48	333	9:27.30 *1
67	1:02.98	67	2:00.75	67	2:58.22	67	3:56.17	67	4:53.85	53	5:47.48	53	6:44.63	90	7:41.54 *1	118	8:41.96 *1	122	9:27.49 *1
10	1:03.84	10	2:01.66	10	3:00.14	10	3:58.51	10	4:57.34	67	5:51.68	67	6:50.35	53	7:41.68	90	8:47.01 *1	113	9:27.92 *1
167	1:05.36	167	2:04.68	167	3:04.73	167	4:05.25	21	5:05.16	10	5:56.28	7	6:53.39 *1	67	7:49.17	67	8:47.60	53	9:37.35
149	1:05.96	149	2:04.94	149	3:04.97	149	4:05.40	149	5:05.56	21	6:04.85	10	6:55.35	10	7:54.62	10	8:53.30	118	9:45.54 *1
31	1:06.44	31	2:06.12	31	3:06.13	21	4:05.62	167	5:06.43	149	6:05.16	21	7:04.46	7	8:00.90 *1	149	9:02.40	67	9:46.79
21	1:07.73	21	2:06.96	21	3:06.52	31	4:06.47	31	5:06.82	167	6:06.99	149	7:04.66	149	8:03.53	21	9:04.45	90	9:52.15 *1
333	1:08.87	333	2:11.61	39	3:12.99	39	4:13.95	39	5:14.05	31	6:07.38	167	7:07.21	21	8:04.55	7	9:08.86 *1	10	9:52.27
39	1:08.96	39	2:11.73	333	3:14.33	333	4:16.25	333	5:17.98	39	6:14.02	31	7:07.56	167	8:08.60	167	9:09.58	149	10:01.88
59	1:09.50	59	2:12.57	59	3:15.16	59	4:17.21	59	5:18.86	333	6:20.15	39	7:14.19	31	8:08.77	31	9:09.77	21	10:04.83
122	1:09.69	113	2:12.94	113	3:15.42	113	4:17.45	113	5:19.16	59	6:20.63	59	7:22.47	39	8:14.35	39	9:14.87	167	10:10.31
113	1:10.33	122	2:13.56	122	3:16.29	122	4:18.45	122	5:20.27	113	6:20.77	333	7:22.80	59	8:24.45	59	9:27.06	31	10:10.50
90	1:12.47	90	2:17.68	90	3:22.65	90	4:27.09	118	5:30.78	122	6:21.41	113	7:23.35	333	8:24.65			39	10:15.08
118	1:12.64	118	2:17.96	118	3:22.78	118	4:27.35	90	5:32.32	118	6:34.28	122	7:23.68	122	8:24.80			7	10:17.23 *1
7	1:14.30	7	2:22.11	7	3:29.57	7	4:37.68							113	8:25.03			59	10:29.38

NEW ERA RACE RESULTS

Mallory Park - Monday 31st May 2010

Club Championships - Round 5

PRO-BIKE OPEN

RESULT - RACE 11 - Amended

PI	No	Cl	Name	Machine	Entrant/Sponsor	Laps	Time	Behind	MPH	Best Lap on	MPH
1	41	PB	Mark LITTLER	Kawasaki 1000	Buildbase Kawasaki	10	9:16.23		89.96	54.63	4 91.60
2	2	PB	Phil BROOKS	Yamaha 1000	Mediatech Direct Ltd	10	9:17.20	0.97	89.81	55.01	3 90.97
3	53	PB	Russ BURROWS	Suzuki 1000		10	9:33.16	16.93	87.31	56.27	5 88.93
4	67	PB N	James OSBORN	Suzuki 1000	Flower Power	10	9:42.62	26.39	85.89	57.19	4 87.50
5	10	PB	Peter BRADSHAW	Yamaha 1000		10	9:52.70	36.47	84.43	58.21	5 85.96
6	149	PB N	Steve GIBSON	Yamaha 1000	CMC Designs	10	10:02.13	45.90	83.10	57.97	6 86.32
7	167	PS J	Jason BREWSTER	Yamaha 1000	EB Solutions	10	10:04.06	47.83	82.84	59.14	3 84.61
8	21	PB N	Bryan BROUGHTON	Honda 1000	Joan Broughton	10	10:11.73	55.50	81.80	59.55	6 84.03
9	31	PB	Emmett BURKE	Yamaha 1000		10	10:14.34	58.11	81.45	59.34	7 84.33
10	39	PB	Sean HAYES	Suzuki 1000	Circuit Based Training	10	10:15.35	59.12	81.32	59.80	8 83.68
11	122	PB N	Andrew TAYLOR	Yamaha 1000	Reid Plastering	10	10:17.53	1:01.30	81.03	1:00.53	8 82.67
12	333	PB	Kane DALTON	Honda 1000	Autoglym / Agip / Visic /	9	9:21.09	1 Lap	80.27	1:01.20	3 81.76
13	113	PB J	Gordon SCOTT	Suzuki 1000	BBT Motorcycle Tyres	9	9:32.33	1 Lap	78.69	1:01.44	7 81.45
14	90	PB J	Mark WOOD	Yamaha 1000		9	9:52.63	1 Lap	75.99	1:04.53	6 77.55
15	118	PB	Sandra HARMAN	Honda 1000	Slough Turf / JMB Horse	9	9:57.21	1 Lap	75.41	1:04.87	8 77.14
16	7	PB	Neil RUSSELL	Suzuki 1000		9	10:04.14	1 Lap	74.55	1:05.43	2 76.48

Not-Classified

59	PB	Anthony HENDY	Honda 1000	ND Daries	6	6:31.31	DNF	76.73	1:01.88	4	80.87
----	----	---------------	------------	-----------	---	---------	-----	-------	---------	---	-------

Fastest Lap

41	PB	Mark LITTLER	Kawasaki 1000	Buildbase Kawasaki					54.63	4	91.60
167	PS	Jason BREWSTER	Yamaha 1000	EB Solutions					59.14	3	84.61

Nos. 31 & 113 - Time includes a 10 second jump start penalty

Start Time : 16:25

31 May 10 17:09

Clerk of Course :

Time Issued :

Chief Timekeeper : Anthony Smith

THESE RESULTS REMAIN PROVISIONAL FOR A MINIMUM OF 30 MINUTES FROM THE TIME OF ISSUE

HS Sports Timing and Results Systems - Results and Lap Times at www.hssports.co.uk

PRO-BIKE OPEN

LAP TIMES - RACE 11

2	Phil BROOKS										
	Lap	1	2	3	4	5	6	7	8	9	10
	1	59.79	55.17	55.01	55.29	55.10	55.36	55.81	55.07	55.14	55.46
7	Neil RUSSELL										
	Lap	1	2	3	4	5	6	7	8	9	10
	1	1:12.69	1:05.43	1:05.92	1:05.71	1:06.20	1:07.07	1:06.97	1:07.01	1:07.14	
10	Peter BRADSHAW										
	Lap	1	2	3	4	5	6	7	8	9	10
	1	1:04.08	58.95	58.44	58.54	58.21	58.65	59.20	59.46	58.73	58.44
21	Bryan BROUGHTON										
	Lap	1	2	3	4	5	6	7	8	9	10
	1	1:08.25	1:00.12	59.63	59.58	59.66	59.55	1:00.75	1:00.64	1:01.55	1:02.00
31	Emmett BURKE										
	Lap	1	2	3	4	5	6	7	8	9	10
	1	1:05.19	1:00.45	59.83	59.80	59.51	59.79	59.34	59.58	1:00.65	1:00.20
39	Sean HAYES										
	Lap	1	2	3	4	5	6	7	8	9	10
	1	1:08.11	1:02.63	1:00.52	1:01.46	1:01.35	1:00.29	1:00.33	59.80	1:00.11	1:00.75
41	Mark LITTLER										
	Lap	1	2	3	4	5	6	7	8	9	10
	1	58.93	54.73	54.75	54.63	54.96	55.72	56.35	55.41	54.72	56.03
53	Russ BURROWS										
	Lap	1	2	3	4	5	6	7	8	9	10
	1	1:01.65	56.87	57.04	56.60	56.27	56.52	57.04	56.50	57.13	57.54
59	Anthony HENDY										
	Lap	1	2	3	4	5	6	7	8	9	10
	1	1:09.54	1:02.06	1:02.95	1:01.88	1:03.93	1:10.95				
67	James OSBORN										
	Lap	1	2	3	4	5	6	7	8	9	10
	1	1:02.15	57.21	57.21	57.19	57.29	57.76	57.78	59.68	58.00	58.35
90	Mark WOOD										
	Lap	1	2	3	4	5	6	7	8	9	10
	1	1:11.65	1:05.33	1:04.65	1:05.23	1:04.92	1:04.53	1:05.59	1:05.45	1:05.28	
113	Gordon SCOTT										
	Lap	1	2	3	4	5	6	7	8	9	10
	1	1:07.96	1:02.60	1:01.76	1:01.71	1:02.02	1:01.59	1:01.44	1:01.52	1:01.73	
118	Sandra HARMAN										
	Lap	1	2	3	4	5	6	7	8	9	10
	1	1:13.20	1:05.35	1:05.91	1:05.51	1:06.25	1:05.74	1:05.15	1:04.87	1:05.23	

122 Andrew TAYLOR

Lap	1	2	3	4	5	6	7	8	9	10
1	1:06.53	1:01.60	1:01.68	1:01.35	1:00.72	1:00.69	1:00.77	1:00.53	1:01.62	1:02.04

149 Steve GIBSON

Lap	1	2	3	4	5	6	7	8	9	10
1	1:08.57	1:00.28	59.57	59.63	58.65	57.97	59.95	59.01	59.11	59.39

167 Jason BREWSTER

Lap	1	2	3	4	5	6	7	8	9	10
1	1:03.93	59.76	59.14	1:00.14	59.65	1:00.12	1:00.49	59.62	1:00.90	1:00.31

333 Kane DALTON

Lap	1	2	3	4	5	6	7	8	9	10
1	1:07.83	1:02.07	1:01.20	1:01.48	1:01.62	1:01.42	1:02.20	1:01.81	1:01.46	

Lap Chart

PRO-BIKE OPEN - RACE 11

Lap 1		Lap 2		Lap 3		Lap 4		Lap 5		Lap 6		Lap 7		Lap 8		Lap 9		Lap 10	
No	Time	No	Time	No	Time	No	Time	No	Time	No	Time	No	Time	No	Time	No	Time	No	Time
41	58.93	41	1:53.66	41	2:48.41	41	3:43.04	41	4:38.00	41	5:33.72	41	6:30.07	41	7:25.48	41	8:20.20	41	9:16.23
2	59.79	2	1:54.96	2	2:49.97	2	3:45.26	2	4:40.36	2	5:35.72	59	6:31.31 *1	2	7:26.60	113	8:20.60 *1	2	9:17.20
53	1:01.65	53	1:58.52	53	2:55.56	53	3:52.16	53	4:48.43	7	5:35.95 *1	2	6:31.53	53	7:38.49	2	8:21.74	333	9:21.09 *1
67	1:02.15	67	1:59.36	67	2:56.57	67	3:53.76	67	4:51.05	118	5:36.22 *1	90	6:36.31 *1	90	7:41.90 *1	53	8:35.62	113	9:22.33 *1
167	1:03.93	10	2:03.03	10	3:01.47	10	4:00.01	10	4:58.22	53	5:44.95	118	6:41.96 *1	67	7:46.27	67	8:44.27	53	9:33.16
10	1:04.08	167	2:03.69	167	3:02.83	167	4:02.97	167	5:02.62	67	5:48.81	53	6:41.99	118	7:47.11 *1	90	8:47.35 *1	67	9:42.62
31	1:05.19	31	2:05.64	31	3:05.47	31	4:05.27	31	5:04.78	10	5:56.87	7	6:43.02 *1	7	7:49.99 *1	118	8:51.98 *1	90	9:52.63 *1
122	1:06.53	122	2:08.13	21	3:08.00	21	4:07.58	149	5:06.70	167	6:02.74	67	6:46.59	10	7:55.53	10	8:54.26	10	9:52.70
333	1:07.83	21	2:08.37	149	3:08.42	149	4:08.05	21	5:07.24	31	6:04.57	10	6:56.07	167	8:02.85	7	8:57.00 *1	118	9:57.21 *1
113	1:07.96	149	2:08.85	122	3:09.81	122	4:11.16	122	5:11.88	149	6:04.67	167	7:03.23	31	8:03.49	149	9:02.74	149	10:02.13
39	1:08.11	333	2:09.90	333	3:11.10	333	4:12.58	39	5:14.07	21	6:06.79	31	7:03.91	149	8:03.63	167	9:03.75	167	10:04.06
21	1:08.25	113	2:10.56	39	3:11.26	39	4:12.72	333	5:14.20	122	6:12.57	149	7:04.62	21	8:08.18	31	9:04.14	7	10:04.14 *1
149	1:08.57	39	2:10.74	113	3:12.32	113	4:14.03	113	5:16.05	39	6:14.36	21	7:07.54	122	8:13.87	21	9:09.73	21	10:11.73
59	1:09.54	59	2:11.60	59	3:14.55	59	4:16.43	59	5:20.36	333	6:15.62	122	7:13.34	39	8:14.49	39	9:14.60	31	10:14.34
90	1:11.65	90	2:16.98	90	3:21.63	90	4:26.86	90	5:31.78	113	6:17.64	39	7:14.69	333	8:19.63	122	9:15.49	39	10:15.35
7	1:12.69	7	2:18.12	7	3:24.04	7	4:29.75					333	7:17.82					122	10:17.53
118	1:13.20	118	2:18.55	118	3:24.46	118	4:29.97					113	7:19.08						

NEW ERA RACE RESULTS

FORMULA XTREME & 600 CHAMPIONSHIPS

RESULTS BY



HS Sports Ltd
Unit 5, Radnor Park Industrial Estate
Congleton, Cheshire CW12 4XN
Tel. +44 (0)1260 275708
Fax +44 (0)1260 278352
www.hssports.co.uk

NEW ERA RACE RESULTS

Mallory Park - Monday 31st May 2010

Club Championships - Round 5

FXTREME & 600 CHAMPIONSHIPS

TIMED PRACTICE

Pl	No	Cl	Name	Machine	Entrant/Sponsor	Laps	Time on Lap	Behind	MPH
1	16	F6	Gary ARDEN	Yamaha 600	Brickdust Racing	7	55.45	2	90.24
2	5	F6 J	Daniel LANE	Yamaha 600	RJS Superbike	7	56.65	5	01.20 88.33
3	13	FX	Ben SCRANAGE	Triumph 675	Smallboy Trackbike Hire	5	56.93	4	01.48 87.90
4	19	F6 J	Harley PREBBLE	Yamaha 600	RAC Heating	12	57.72	7	02.27 86.69
5	2	F6	Mark LITTLER	Yamaha 600		12	57.83	12	02.38 86.53
6	70	SS N	Lee WELLS	Suzuki 600	Barry Ramm	12	57.96	12	02.51 86.34
7	18	PI	Phil SMITH	Kawasaki 600		9	57.98	8	02.53 86.31
8	162	F6	Mark AFFLECK	Honda 600		11	58.05	10	02.60 86.20
9	46	FX	Andrew NICHOLSON	Honda 600	J&D Statham	12	58.42	7	02.97 85.66
10	17	SS	Philip DAVENPORT	Yamaha 600	Toxic Rides Custom Automotiv	11	58.58	11	03.13 85.42
11	65	FX N	Philip THOMAS	Kawasaki 600	Compton Eng	8	58.76	6	03.31 85.16
12	77	SS N	Scott SCRAFTON	Honda 600		11	58.95	7	03.50 84.89
13	85	F6	Peter DILKS	Honda 600	Pit Stop Racing	8	58.95	7	03.50 84.89
14	30	F6	Marcus HAYNES	Honda 600	Nick Haynes	8	59.38	5	03.93 84.27
15	38	F6	Steve ALLEN	Yamaha 600		11	59.42	6	03.97 84.21
16	40	F6	Gary JONES	Kawasaki 600	WD Groundworks	11	59.46	11	04.01 84.16
17	57	F6	Roger SLATER	Yamaha 600	Spa Motorsport	6	59.51	4	04.06 84.09
18	167	SS	Steven BATES	Yamaha 600	Tubes Scaffolding	8	1:00.02	8	04.57 83.37
19	29	F6 N	Jeremy TAYLOR	Yamaha 600		11	1:00.58	11	05.13 82.60
20	39	FX	Paul MARTIN	Honda 600	MSG Motorcycles	11	1:00.88	10	05.43 82.19
21	26	F6 N	Thomas HARBON	Suzuki 600		8	1:01.91	6	06.46 80.83
22	32	PI N	Simon JEPSON	Honda 600	PP Engineering	10	1:04.34	4	08.89 77.77
23	82	F6 N	Giuseppe CALLARI	Suzuki 600		10	1:04.61	9	09.16 77.45

Start Time : 11:26

31 May 10 11:40

Clerk of Course :

Time Issued :

Chief Timekeeper : Anthony Smith

THESE RESULTS REMAIN PROVISIONAL FOR A MINIMUM OF 30 MINUTES FROM THE TIME OF ISSUE

HS Sports Timing and Results Systems - Results and Lap Times at www.hssports.co.uk

XTREME & 600 CHAMPIONSHIPS

LAP TIMES - TIMED PRACTICE

2	Mark LISTER										
Lap	1	2	3	4	5	6	7	8	9	10	
1	1:00.60	59.38	59.46	58.48	58.22	59.72	58.32	58.94	58.67	59.25	
11	59.64	57.83									
5	Daniel LANE										
Lap	1	2	3	4	5	6	7	8	9	10	
1	1:00.16	58.38	58.24	57.16	56.65	57.70	5:43.70				
13	Ben SCRANAGE										
Lap	1	2	3	4	5	6	7	8	9	10	
1	58.82	57.94	57.27	56.93	57.64						
16	Gary ARDEN										
Lap	1	2	3	4	5	6	7	8	9	10	
1	57.40	55.45	56.74	55.95	56.70	56.27	57.08				
17	Philip DAVENPORT										
Lap	1	2	3	4	5	6	7	8	9	10	
1	1:06.55	1:04.04	1:00.78	59.65	59.87	59.01	59.50	59.11	59.92	1:00.22	
11	58.58										
18	Phil SMITH										
Lap	1	2	3	4	5	6	7	8	9	10	
1	1:03.43	1:00.04	59.32	58.50	59.62	59.44	58.42	57.98	59.83		
19	Harley PREBBLE										
Lap	1	2	3	4	5	6	7	8	9	10	
1	1:00.19	59.32	58.53	58.29	59.52	59.00	57.72	58.82	58.43	59.97	
11	57.93	57.78									
26	Thomas HARBON										
Lap	1	2	3	4	5	6	7	8	9	10	
1	1:07.24	1:05.08	1:03.54	1:02.28	1:02.58	1:01.91	1:02.11	1:03.24			
29	Jeremy TAYLOR										
Lap	1	2	3	4	5	6	7	8	9	10	
1	1:04.45	1:02.98	1:01.89	1:01.60	1:02.24	1:01.79	1:01.40	1:01.72	1:02.61	1:01.21	
11	1:00.58										
30	Marcus HAYNES										
Lap	1	2	3	4	5	6	7	8	9	10	
1	1:01.81	1:00.02	1:00.96	59.62	59.38	59.93	1:02.64	59.96			
32	Simon JEPSON										
Lap	1	2	3	4	5	6	7	8	9	10	
1	1:05.89	1:05.53	1:04.47	1:04.34	1:05.93	1:05.25	1:05.08	1:05.45	1:06.32	1:05.05	
38	Steve ALLEN										
Lap	1	2	3	4	5	6	7	8	9	10	
1	1:02.52	1:01.81	1:00.41	1:00.52	1:00.03	59.42	1:00.61	59.64	59.70	59.52	

11 59.70

39 Paul MARTIN

Lap	1	2	3	4	5	6	7	8	9	10
1	1:06.48	1:03.02	1:01.58	1:01.12	1:01.85	1:02.69	1:01.45	1:01.49	1:02.44	1:00.88
11	1:01.18									

40 Gary JONES

Lap	1	2	3	4	5	6	7	8	9	10
1	1:00.90	1:01.17	1:00.73	1:00.25	59.79	59.58	59.93	59.75	59.78	59.54
11	59.46									

46 Andrew NICHOLSON

Lap	1	2	3	4	5	6	7	8	9	10
1	1:00.61	59.88	59.38	59.55	59.67	59.99	58.42	58.99	58.55	1:00.44
11	58.91	59.60								

57 Roger SLATER

Lap	1	2	3	4	5	6	7	8	9	10
1	1:00.59	59.63	59.66	59.51	59.70	1:00.56				

65 Philip THOMAS

Lap	1	2	3	4	5	6	7	8	9	10
1	1:02.53	1:00.40	59.23	59.70	58.93	58.76	1:00.28	1:00.31		

70 Lee WELLS

Lap	1	2	3	4	5	6	7	8	9	10
1	1:00.12	59.48	58.46	58.89	59.20	58.69	58.87	59.94	58.90	1:00.05
11	59.38	57.96								

77 Scott SCRAFTON

Lap	1	2	3	4	5	6	7	8	9	10
1	1:04.02	1:01.24	1:00.77	59.06	59.54	59.13	58.95	59.10	59.77	1:00.44
11	59.08									

82 Giuseppe CALLARI

Lap	1	2	3	4	5	6	7	8	9	10
1	1:09.24	1:07.37	1:07.18	1:06.20	1:05.36	1:04.89	1:04.75	1:04.87	1:04.61	1:05.49

85 Peter DILKS

Lap	1	2	3	4	5	6	7	8	9	10
1	1:03.51	1:01.16	1:00.69	1:00.28	1:00.01	59.20	58.95	59.16		

162 Mark AFFLECK

Lap	1	2	3	4	5	6	7	8	9	10
1	1:00.06	58.88	59.18	59.39	58.50	58.77	58.55	58.65	58.78	58.05
11	59.60									

167 Steven BATES

Lap	1	2	3	4	5	6	7	8	9	10
1	1:05.68	1:02.40	1:01.28	1:00.43	1:00.95	1:00.21	1:01.39	1:00.02		


NEW ERA RACE GRID

FXTRME & 600 CHAMPIONSHIPS

RACE 7 & RACE 12

ROW 6	<div data-bbox="193 383 486 488">24</div>	<div data-bbox="539 409 828 510">82 01:04.610 CALLARI 23</div>	<div data-bbox="863 448 1155 548">32 01:04.340 JEPSON 22</div>	<div data-bbox="1185 481 1477 582">26 01:01.910 HARBON 21</div>
ROW 5	<div data-bbox="193 584 486 685">39 01:00.880 MARTIN 20</div>	<div data-bbox="539 611 828 712">29 01:00.580 TAYLOR 19</div>	<div data-bbox="863 649 1155 750">167 01:00.020 BATES 18</div>	<div data-bbox="1185 683 1477 784">57 00:59.510 SLATER 17</div>
ROW 4	<div data-bbox="193 786 486 887">40 00:59.460 JONES 16</div>	<div data-bbox="539 813 828 913">38 00:59.420 ALLEN 15</div>	<div data-bbox="863 851 1155 952">30 00:59.380 HAYNES 14</div>	<div data-bbox="1185 884 1477 985">85 00:58.950 DILKS 13</div>
ROW 3	<div data-bbox="193 987 486 1088">77 00:58.950 SCRAFTON 12</div>	<div data-bbox="539 1014 828 1115">65 00:58.760 THOMAS 11</div>	<div data-bbox="863 1052 1155 1153">17 00:58.580 DAVENPORT 10</div>	<div data-bbox="1185 1086 1477 1187">46 00:58.420 NICHOLSON 9</div>
ROW 2	<div data-bbox="193 1189 486 1290">162 00:58.050 AFFLECK 8</div>	<div data-bbox="539 1216 828 1317">18 00:57.980 SMITH 7</div>	<div data-bbox="863 1254 1155 1355">70 00:57.960 WELLS 6</div>	<div data-bbox="1185 1288 1477 1388">2 00:57.830 LITTLER 5</div>
ROW 1	<div data-bbox="193 1391 486 1491">19 00:57.720 PREBBLE 4</div>	<div data-bbox="539 1417 828 1518">13 00:56.930 SCRANAGE 3</div>	<div data-bbox="863 1456 1155 1556">5 00:56.650 LANE 2</div>	<div data-bbox="1185 1489 1477 1590">16 00:55.450 ARDEN 1</div>

POLE



NEW ERA RACE RESULTS

Mallory Park - Monday 31st May 2010

Club Championships - Round 5

FORMULA FXTREME & 600 CHAMPIONSHIPS

RESULT - RACE 7

PI	No	Cl	Name	Machine	Entrant/Sponsor	Laps	Time	Behind	MPH	Best Lap on	MPH
1	13	FX	Ben SCRANAGE	Triumph 675	Smallboy Trackbike Hire	7	6:44.06		86.69	56.51	3 88.55
2	5	F6 J	Daniel LANE	Yamaha 600	RJS Superbike	7	6:46.80	2.74	86.11	56.79	3 88.11
3	2	F6	Mark LISTER	Yamaha 600		7	6:49.85	5.79	85.47	57.46	3 87.09
4	162	F6	Mark AFFLECK	Honda 600		7	6:54.09	10.03	84.59	57.80	7 86.57
5	70	SS N	Lee WELLS	Suzuki 600	Barry Ramm	7	6:54.67	10.61	84.47	57.97	5 86.32
6	18	PI	Phil SMITH	Kawasaki 600		7	6:54.97	10.91	84.41	57.70	5 86.72
7	40	F6	Gary JONES	Kawasaki 600	WD Groundworks	7	6:58.29	14.23	83.74	58.48	3 85.57
8	17	SS	Philip DAVENPORT	Yamaha 600	Toxic Rides Custom Auto	7	6:59.01	14.95	83.60	58.13	6 86.08
9	85	F6	Peter DILKS	Honda 600	Pit Stop Racing	7	6:59.68	15.62	83.46	58.32	6 85.80
10	77	SS N	Scott SCRAFTON	Honda 600		7	7:01.35	17.29	83.13	58.63	7 85.35
11	57	F6	Roger SLATER	Yamaha 600	Spa Motorsport	7	7:02.81	18.75	82.85	58.63	7 85.35
12	46	FX	Andrew NICHOLSON	Honda 600	J&D Statham	7	7:04.08	20.02	82.60	59.04	7 84.76
13	65	FX N	Philip THOMAS	Kawasaki 600	Compton Eng	7	7:05.92	21.86	82.24	59.20	6 84.53
14	167	SS	Steven BATES	Yamaha 600	Tubes Scaffolding	7	7:07.55	23.49	81.93	58.25	7 85.91
15	29	F6 N	Jeremy TAYLOR	Yamaha 600		7	7:15.72	31.66	80.39	1:00.23	7 83.08
16	30	F6	Marcus HAYNES	Honda 600	Nick Haynes	7	7:16.27	32.21	80.29	1:00.42	7 82.82
17	39	FX	Paul MARTIN	Honda 600	MSG Motorcycles	7	7:18.99	34.93	79.79	1:01.01	7 82.02
18	26	F6 N	Thomas HARBON	Suzuki 600		7	7:25.22	41.16	78.68	1:01.60	5 81.23
19	32	PI N	Simon JEPSON	Honda 600	PP Engineering	7	7:37.53	53.47	76.56	1:03.66	4 78.61
20	82	F6 N	Giuseppe CALLARI	Suzuki 600		6	6:42.85	1 Lap	74.53	1:05.43	2 76.48

Not-Classified

38	F6	Steve ALLEN	Yamaha 600			7	7:06.37	NCF	82.15	58.84	4 85.04
----	----	-------------	------------	--	--	---	---------	-----	-------	-------	---------

Disqualified

16	F6	Gary ARDEN		Brickdust Racing							Cause of Red Flag
----	----	------------	--	------------------	--	--	--	--	--	--	-------------------

Fastest Lap

13	FX	Ben SCRANAGE	Triumph 675	Smallboy Trackbike Hire						56.51	3 88.55
5	F6	Daniel LANE	Yamaha 600	RJS Superbike						56.79	3 88.11
18	PI	Phil SMITH	Kawasaki 600							57.70	5 86.72
70	SS N	Lee WELLS	Suzuki 600	Barry Ramm						57.97	5 86.32

RED FLAGGED RACE

Start Time : 15:00

31 May 10 15:13

Clerk of Course :

Time Issued :

Chief Timekeeper : Anthony Smith

THESE RESULTS REMAIN PROVISIONAL FOR A MINIMUM OF 30 MINUTES FROM THE TIME OF ISSUE

HS Sports Timing and Results Systems - Results and Lap Times at www.hssports.co.uk

FORMULA FXTREME & 600 CHAMPIONSHIPS

LAP TIMES - RACE 7

2	Mark LISTER										
	Lap	1	2	3	4	5	6	7	8	9	10
	1	1:02.95	58.10	57.46	57.60	57.85	57.87	58.02			
5	Daniel LANE										
	Lap	1	2	3	4	5	6	7	8	9	10
	1	1:01.90	57.23	56.79	56.97	57.38	59.09	57.44			
13	Ben SCRANAGE										
	Lap	1	2	3	4	5	6	7	8	9	10
	1	1:03.08	56.85	56.51	56.83	57.00	57.09	56.70			
16	Gary ARDEN										
	Lap	1	2	3	4	5	6	7	8	9	10
	1	1:00.83	56.89	56.38	57.09	56.37	56.48	56.84			
17	Philip DAVENPORT										
	Lap	1	2	3	4	5	6	7	8	9	10
	1	1:07.35	59.00	59.03	58.65	58.34	58.13	58.51			
18	Phil SMITH										
	Lap	1	2	3	4	5	6	7	8	9	10
	1	1:05.18	58.77	58.48	58.49	57.70	58.40	57.95			
26	Thomas HARBON										
	Lap	1	2	3	4	5	6	7	8	9	10
	1	1:12.12	1:03.56	1:01.74	1:01.75	1:01.60	1:02.21	1:02.24			
29	Jeremy TAYLOR										
	Lap	1	2	3	4	5	6	7	8	9	10
	1	1:09.35	1:01.72	1:01.49	1:01.15	1:01.18	1:00.60	1:00.23			
30	Marcus HAYNES										
	Lap	1	2	3	4	5	6	7	8	9	10
	1	1:09.87	1:02.00	1:01.27	1:00.84	1:01.25	1:00.62	1:00.42			
32	Simon JEPSON										
	Lap	1	2	3	4	5	6	7	8	9	10
	1	1:13.06	1:04.51	1:04.46	1:03.66	1:03.73	1:03.89	1:04.22			
38	Steve ALLEN										
	Lap	1	2	3	4	5	6	7	8	9	10
	1	1:08.76	1:00.07	59.76	58.84	59.62	59.43	59.89			
39	Paul MARTIN										
	Lap	1	2	3	4	5	6	7	8	9	10
	1	1:10.76	1:01.63	1:01.46	1:01.22	1:01.24	1:01.67	1:01.01			
40	Gary JONES										
	Lap	1	2	3	4	5	6	7	8	9	10
	1	1:05.54	58.99	58.48	58.62	58.79	58.84	59.03			

46	Andrew NICHOLSON									
Lap	1	2	3	4	5	6	7	8	9	10
1	1:07.58	59.38	59.59	59.58	59.64	59.27	59.04			
57	Roger SLATER									
Lap	1	2	3	4	5	6	7	8	9	10
1	1:08.35	59.56	59.21	59.37	59.05	58.64	58.63			
65	Philip THOMAS									
Lap	1	2	3	4	5	6	7	8	9	10
1	1:08.55	59.57	59.58	59.36	59.24	59.20	1:00.42			
70	Lee WELLS									
Lap	1	2	3	4	5	6	7	8	9	10
1	1:04.66	58.97	58.25	58.53	57.97	58.15	58.14			
77	Scott SCRAFTON									
Lap	1	2	3	4	5	6	7	8	9	10
1	1:06.65	59.70	59.54	59.10	58.81	58.92	58.63			
82	Giuseppe CALLARI									
Lap	1	2	3	4	5	6	7	8	9	10
1	1:11.89	1:05.43	1:06.08	1:06.26	1:05.45	1:07.74				
85	Peter DILKS									
Lap	1	2	3	4	5	6	7	8	9	10
1	1:06.53	59.41	59.94	58.61	58.40	58.32	58.47			
162	Mark AFFLECK									
Lap	1	2	3	4	5	6	7	8	9	10
1	1:04.96	58.23	58.08	58.44	58.44	58.14	57.80			
167	Steven BATES									
Lap	1	2	3	4	5	6	7	8	9	10
1	1:10.12	1:01.67	1:00.52	58.72	59.50	58.77	58.25			

Lap Chart

FORMULA EXTREME & 600 CHAMPIONSHIPS - RACE 7

Lap 1		Lap 2		Lap 3		Lap 4		Lap 5		Lap 6		Lap 7		Lap 8		Lap 9		Lap 10	
No	Time	No	Time	No	Time	No	Time	No	Time	No	Time	No	Time	No	Time	No	Time	No	Time
16	1:00.83	16	1:57.72	16	2:54.10	16	3:51.19	16	4:47.56	16	5:44.04	16	6:40.88						
5	1:01.90	5	1:59.13	5	2:55.92	5	3:52.89	5	4:50.27	13	5:47.36	82	6:42.85	*1					
2	1:02.95	13	1:59.93	13	2:56.44	13	3:53.27	13	4:50.27	5	5:49.36	13	6:44.06						
13	1:03.08	2	2:01.05	2	2:58.51	2	3:56.11	2	4:53.96	2	5:51.83	5	6:46.80						
70	1:04.66	162	2:03.19	162	3:01.27	162	3:59.71	162	4:58.15	162	5:56.29	2	6:49.85						
162	1:04.96	70	2:03.63	70	3:01.88	70	4:00.41	70	4:58.38	70	5:56.53	162	6:54.09						
18	1:05.18	18	2:03.95	18	3:02.43	18	4:00.92	18	4:58.62	18	5:57.02	70	6:54.67						
40	1:05.54	40	2:04.53	40	3:03.01	40	4:01.63	40	5:00.42	40	5:59.26	18	6:54.97						
85	1:06.53	85	2:05.94	17	3:05.38	17	4:04.03	17	5:02.37	17	6:00.50	40	6:58.29						
77	1:06.65	77	2:06.35	85	3:05.88	85	4:04.49	85	5:02.89	85	6:01.21	17	6:59.01						
17	1:07.35	17	2:06.35	77	3:05.89	77	4:04.99	77	5:03.80	77	6:02.72	85	6:59.68						
46	1:07.58	46	2:06.96	46	3:06.55	46	4:06.13	57	5:05.54	57	6:04.18	77	7:01.35						
57	1:08.35	57	2:07.91	57	3:07.12	57	4:06.49	46	5:05.77	46	6:05.04	57	7:02.81						
65	1:08.55	65	2:08.12	65	3:07.70	65	4:07.06	65	5:06.30	65	6:05.50	46	7:04.08						
38	1:08.76	38	2:08.83	38	3:08.59	38	4:07.43	38	5:07.05	38	6:06.48	65	7:05.92						
29	1:09.35	29	2:11.07	167	3:12.31	167	4:11.03	167	5:10.53	167	6:09.30	38	7:06.37						
30	1:09.87	167	2:11.79	29	3:12.56	29	4:13.71	29	5:14.89	29	6:15.49	167	7:07.55						
167	1:10.12	30	2:11.87	30	3:13.14	30	4:13.98	30	5:15.23	30	6:15.85	29	7:15.72						
39	1:10.76	39	2:12.39	39	3:13.85	39	4:15.07	39	5:16.31	39	6:17.98	30	7:16.27						
82	1:11.89	26	2:15.68	26	3:17.42	26	4:19.17	26	5:20.77	26	6:22.98	39	7:18.99						
26	1:12.12	82	2:17.32	32	3:22.03	32	4:25.69	32	5:29.42	32	6:33.31	26	7:25.22						
32	1:13.06	32	2:17.57	82	3:23.40	82	4:29.66	82	5:35.11			32	7:37.53						

NEW ERA RACE RESULTS

Mallory Park - Monday 31st May 2010

Club Championships - Round 5

FORMULA FXTREME & 600 CHAMPIONSHIPS

RESULT - RACE 12

PI	No	Cl	Name	Machine	Entrant/Sponsor	Laps	Time	Behind	MPH	Best Lap on	MPH
1	13	FX	Ben SCRANAGE	Triumph 675	Smallboy Trackbike Hire	10	9:38.17		86.55	56.57	8 88.46
2	5	F6 J	Daniel LANE	Yamaha 600	RJS Superbike	10	9:42.65	4.48	85.88	57.16	2 87.54
3	2	F6	Mark LISTER	Yamaha 600		10	9:45.69	7.52	85.44	57.42	6 87.15
4	18	PI	Phil SMITH	Kawasaki 600		10	9:49.43	11.26	84.90	57.91	8 86.41
5	17	SS	Philip DAVENPORT	Yamaha 600	Toxic Rides Custom Auto	10	9:54.50	16.33	84.17	58.07	8 86.17
6	162	F6	Mark AFFLECK	Honda 600		10	9:54.76	16.59	84.13	58.11	4 86.11
7	85	F6	Peter DILKS	Honda 600	Pit Stop Racing	10	9:55.29	17.12	84.06	57.93	9 86.38
8	70	SS N	Lee WELLS	Suzuki 600	Barry Ramm	10	9:58.24	20.07	83.65	58.37	4 85.73
9	77	SS N	Scott SCRAFTON	Honda 600		10	9:58.27	20.10	83.64	58.34	7 85.77
10	46	FX	Andrew NICHOLSON	Honda 600	J&D Statham	10	10:01.03	22.86	83.26	58.85	7 85.03
11	40	F6	Gary JONES	Kawasaki 600	WD Groundworks	10	10:01.74	23.57	83.16	58.88	9 84.99
12	167	SS	Steven BATES	Yamaha 600	Tubes Scaffolding	10	10:02.08	23.91	83.11	58.54	9 85.48
13	57	F6	Roger SLATER	Yamaha 600	Spa Motorsport	10	10:06.77	28.60	82.47	59.45	5 84.17
14	65	FX N	Philip THOMAS	Kawasaki 600	Compton Eng	10	10:06.80	28.63	82.47	59.19	6 84.54
15	30	F6	Marcus HAYNES	Honda 600	Nick Haynes	10	10:07.99	29.82	82.30	59.55	9 84.03
16	29	F6 N	Jeremy TAYLOR	Yamaha 600		10	10:24.01	45.84	80.19	1:00.34	10 82.93
17	39	FX	Paul MARTIN	Honda 600	MSG Motorcycles	10	10:26.84	48.67	79.83	1:01.37	7 81.54
18	26	F6 N	Thomas HARBON	Suzuki 600		10	10:26.94	48.77	79.82	1:01.30	9 81.63
19	32	PI N	Simon JEPSON	Honda 600	PP Engineering	9	9:47.65	1 Lap	76.64	1:03.53	9 78.77
20	82	F6 N	Giuseppe CALLARI	Suzuki 600		9	9:48.38	1 Lap	76.54	1:03.88	7 78.33

Fastest Lap

13	FX	Ben SCRANAGE	Triumph 675	Smallboy Trackbike Hire					56.57	8 88.46
5	F6	Daniel LANE	Yamaha 600	RJS Superbike					57.16	2 87.54
18	PI	Phil SMITH	Kawasaki 600						57.91	8 86.41
17	SS	Philip DAVENPORT	Yamaha 600	Toxic Rides Custom Automoto					58.07	8 86.17

Start Time : 16:42

31 May 10 16:53

Clerk of Course :

Time Issued :

Chief Timekeeper : Anthony Smith

THESE RESULTS REMAIN PROVISIONAL FOR A MINIMUM OF 30 MINUTES FROM THE TIME OF ISSUE

HS Sports Timing and Results Systems - Results and Lap Times at www.hssports.co.uk

FORMULA XTREME & 600 CHAMPIONSHIPS

LAP TIMES - RACE 12

2	Mark LISTER										
	Lap	1	2	3	4	5	6	7	8	9	10
	1	1:04.14	57.95	57.59	57.74	57.50	57.42	57.96	58.07	58.13	59.19
5	Daniel LANE										
	Lap	1	2	3	4	5	6	7	8	9	10
	1	1:03.53	57.16	57.44	57.48	57.87	57.86	57.30	57.59	58.01	58.41
13	Ben SCRANAGE										
	Lap	1	2	3	4	5	6	7	8	9	10
	1	1:02.79	58.24	56.97	57.30	57.41	56.60	56.81	56.57	57.52	57.96
17	Philip DAVENPORT										
	Lap	1	2	3	4	5	6	7	8	9	10
	1	1:07.32	58.94	58.79	58.48	58.32	58.38	58.59	58.07	58.56	59.05
18	Phil SMITH										
	Lap	1	2	3	4	5	6	7	8	9	10
	1	1:05.27	58.88	58.23	57.93	58.25	58.15	58.35	57.91	58.28	58.18
26	Thomas HARBON										
	Lap	1	2	3	4	5	6	7	8	9	10
	1	1:11.37	1:02.03	1:01.77	1:01.99	1:02.08	1:01.70	1:01.37	1:01.99	1:01.30	1:01.34
29	Jeremy TAYLOR										
	Lap	1	2	3	4	5	6	7	8	9	10
	1	1:10.24	1:01.89	1:02.05	1:02.18	1:01.91	1:01.73	1:01.30	1:01.15	1:01.22	1:00.34
30	Marcus HAYNES										
	Lap	1	2	3	4	5	6	7	8	9	10
	1	1:09.00	1:00.20	59.75	59.78	59.79	1:00.42	1:00.03	59.63	59.55	59.84
32	Simon JEPSON										
	Lap	1	2	3	4	5	6	7	8	9	10
	1	1:12.99	1:04.19	1:04.58	1:04.55	1:03.69	1:04.33	1:04.46	1:05.33	1:03.53	
39	Paul MARTIN										
	Lap	1	2	3	4	5	6	7	8	9	10
	1	1:11.09	1:01.97	1:01.86	1:02.05	1:02.04	1:01.70	1:01.37	1:01.89	1:01.45	1:01.42
40	Gary JONES										
	Lap	1	2	3	4	5	6	7	8	9	10
	1	1:05.91	59.71	59.81	1:00.02	59.32	1:00.15	59.86	58.98	58.88	59.10
46	Andrew NICHOLSON										
	Lap	1	2	3	4	5	6	7	8	9	10
	1	1:06.73	59.96	59.66	59.86	59.29	58.95	58.85	59.40	59.26	59.07
57	Roger SLATER										
	Lap	1	2	3	4	5	6	7	8	9	10
	1	1:08.58	59.87	59.84	59.99	59.45	59.67	59.70	1:00.32	59.59	59.76

65	Philip THOMAS									
Lap	1	2	3	4	5	6	7	8	9	10
1	1:07.93	59.58	59.28	59.82	59.42	59.19	1:00.33	1:00.55	1:00.40	1:00.30
70	Lee WELLS									
Lap	1	2	3	4	5	6	7	8	9	10
1	1:05.03	59.39	59.46	58.37	58.84	59.40	59.22	59.73	59.86	58.94
77	Scott SCRAFTON									
Lap	1	2	3	4	5	6	7	8	9	10
1	1:07.50	59.48	58.67	58.69	59.59	58.83	58.34	58.66	59.73	58.78
82	Giuseppe CALLARI									
Lap	1	2	3	4	5	6	7	8	9	10
1	1:12.00	1:04.16	1:04.74	1:04.61	1:05.07	1:04.66	1:03.88	1:04.70	1:04.56	
85	Peter DILKS									
Lap	1	2	3	4	5	6	7	8	9	10
1	1:06.31	58.91	58.86	58.68	59.35	58.53	59.27	59.24	57.93	58.21
162	Mark AFFLECK									
Lap	1	2	3	4	5	6	7	8	9	10
1	1:05.56	59.28	58.50	58.11	58.66	58.54	59.12	58.66	59.31	59.02
167	Steven BATES									
Lap	1	2	3	4	5	6	7	8	9	10
1	1:09.32	1:00.45	59.61	59.80	58.71	59.38	58.64	58.86	58.54	58.77

Lap Chart

FORMULA EXTREME & 600 CHAMPIONSHIPS - RACE 12

Lap 1		Lap 2		Lap 3		Lap 4		Lap 5		Lap 6		Lap 7		Lap 8		Lap 9		Lap 10	
No	Time	No	Time	No	Time	No	Time	No	Time	No	Time	No	Time	No	Time	No	Time	No	Time
13	1:02.79	5	2:00.69	13	2:58.00	13	3:55.30	13	4:52.71	13	5:49.31	13	6:46.12	13	7:42.69	13	8:40.21	13	9:38.17
5	1:03.53	13	2:01.03	5	2:58.13	5	3:55.61	5	4:53.48	5	5:51.34	5	6:48.64	5	7:46.23	82	8:43.82 *1	5	9:42.65
2	1:04.14	2	2:02.09	2	2:59.68	2	3:57.42	2	4:54.92	2	5:52.34	2	6:50.30	2	7:48.37	32	8:44.12 *1	2	9:45.69
70	1:05.03	18	2:04.15	18	3:02.38	18	4:00.31	18	4:58.56	18	5:56.71	18	6:55.06	18	7:52.97	5	8:44.24	32	9:47.65 *1
18	1:05.27	70	2:04.42	162	3:03.34	162	4:01.45	162	5:00.11	162	5:58.65	162	6:57.77	162	7:56.43	2	8:46.50	82	9:48.38 *1
162	1:05.56	162	2:04.84	70	3:03.88	70	4:02.25	70	5:01.09	17	6:00.23	17	6:58.82	17	7:56.89	18	8:51.25	18	9:49.43
40	1:05.91	85	2:05.22	85	3:04.08	85	4:02.76	17	5:01.85	70	6:00.49	70	6:59.71	85	7:59.15	17	8:55.45	17	9:54.50
85	1:06.31	40	2:05.62	17	3:05.05	17	4:03.53	85	5:02.11	85	6:00.64	85	6:59.91	70	7:59.44	162	8:55.74	162	9:54.76
46	1:06.73	17	2:06.26	40	3:05.43	77	4:04.34	77	5:03.93	77	6:02.76	77	7:01.10	77	7:59.76	85	8:57.08	85	9:55.29
17	1:07.32	46	2:06.69	77	3:05.65	40	4:05.45	40	5:04.77	46	6:04.45	46	7:03.30	46	8:02.70	70	8:59.30	70	9:58.24
77	1:07.50	77	2:06.98	46	3:06.35	46	4:06.21	46	5:05.50	40	6:04.92	40	7:04.78	40	8:03.76	77	8:59.49	77	9:58.27
65	1:07.93	65	2:07.51	65	3:06.79	65	4:06.61	65	5:06.03	65	6:05.22	65	7:05.55	167	8:04.77	46	9:01.96	46	10:01.03
57	1:08.58	57	2:08.45	57	3:08.29	57	4:08.28	57	5:07.73	167	6:07.27	167	7:05.91	65	8:06.10	40	9:02.64	40	10:01.74
30	1:09.00	30	2:09.20	30	3:08.95	30	4:08.73	167	5:07.89	57	6:07.40	57	7:07.10	57	8:07.42	167	9:03.31	167	10:02.08
167	1:09.32	167	2:09.77	167	3:09.38	167	4:09.18	30	5:08.52	30	6:08.94	30	7:08.97	30	8:08.60	65	9:06.50	57	10:06.77
29	1:10.24	29	2:12.13	29	3:14.18	29	4:16.36	29	5:18.27	29	6:20.00	29	7:21.30	29	8:22.45	57	9:07.01	65	10:06.80
39	1:11.09	39	2:13.06	39	3:14.92	39	4:16.97	39	5:19.01	39	6:20.71	39	7:22.08	39	8:23.97	30	9:08.15	30	10:07.99
26	1:11.37	26	2:13.40	26	3:15.17	26	4:17.16	26	5:19.24	26	6:20.94	26	7:22.31	26	8:24.30	29	9:23.67	29	10:24.01
82	1:12.00	82	2:16.16	82	3:20.90	82	4:25.51	32	5:30.00	32	6:34.33	32	7:38.79	32	8:42.30	39	9:25.42	39	10:26.84
32	1:12.99	32	2:17.18	32	3:21.76	32	4:26.31	82	5:30.58	82	6:35.24	82	7:39.12	82	8:42.30	26	9:25.60	26	10:26.94