



**THE
VINTAGE SPORTS
CAR CLUB**

CADWELL PARK

SATURDAY 19th JUNE 2010

RESULTS BY



**HS Sports Ltd
Unit 5, Radnor Park Industrial Estate
Congleton, Cheshire CW12 4XN
Tel. +44 (0)1260 275708
Fax +44 (0)1260 278352
www.hssports.co.uk**



The Vintage Sports-Car Club

TIMED PRACTICE

PROVISIONAL RESULT - SESSION 1

Pl	No	CI Name	Car	Laps	Time on Lap	Behind	MPH
1	192	Clive MORLEY	Bentley 3/4.5 Litre	6	2:06.75	6	61.72
2	28	Tim KNELLER	Riley 9 Brooklands	6	2:12.14	4 05.39	59.20
3	198	James MORLEY	Bentley 3/4 1/2 Litre	6	2:13.32	6 06.57	58.68
4	72	Geoff TOMS	Fiat 508S	6	2:17.22	5 10.47	57.01
5	197	John WAY	Austin 7 Ulster	6	2:17.49	6 10.74	56.90
6	53	Nicholas POWELL	Austin 7 Special	6	2:17.92	2 11.17	56.72
7	194	David JOHNSON	Frazer Nash Colmore 2Str	5	2:19.11	5 12.36	56.23
8	47	Tim GREENHILL	Wolseley Hornet Special	6	2:20.50	5 13.75	55.68
9	127	Richard LAKE	Aston Martin 15/98	5	2:20.77	4 14.02	55.57
10	57	Paul LAWRENCE	Austin 7 Super Sport	5	2:22.46	5 15.71	54.91
11	196	John SEBER	Wolseley Hornet Special	5	2:22.74	5 15.99	54.80
12	90	Leonard LORD	Riley Falcon	5	2:33.81	5 27.06	50.86
13	71	Bob TOWELL	Morgan 200 Mile Aero	5	2:36.57	4 29.82	49.96
14	81	Barry BAXTER	Wolseley Hornet Special	5	2:38.20	5 31.45	49.45
15	85	Ron TURNER	Wolseley Hornet Special	5	2:38.33	5 31.58	49.41
16	83	Matthew SHEPHERD	Austin 7	5	2:42.60	4 35.85	48.11
17	42	Mark ELDER	Austin Sports Special	4	2:51.95	4 45.20	45.49
18	195	David BIRNAGE	Austin 7 Ulster	4	2:59.55	4 52.80	43.57

Not-Seen

109	Eddie GIBBS	Frazer Nash Exeter
37	Geoffrey BRANDON	Austin 7 Special

Nos 83 & 85 - PLEASE IMPROVE NUMBERS

Start Time : 09:01

Cadwell Park

19 Jun 10 09:19

Clerk of Course:	Time Issued:	Chief Timekeeper:
------------------	--------------	-------------------

THESE RESULTS REMAIN PROVISIONAL FOR A MINIMUM OF 30 MINUTES FROM THE TIME OF ISSUE



The Vintage Sports-Car Club

TIMED PRACTICE

PROVISIONAL RESULT - SESSION 2

PI	No	CI	Name	Car	Laps	Time on Lap	Behind	MPH
1	11		William MAHANY	HRG Le Mans Model	5	2:04.20	3	62.99
2	103		Robin TULUIE	Riley Menasco Pirate	5	2:06.88	5 02.68	61.66
3	31		Jeremy BREWSTER	Lea-Francis Hyper	5	2:07.31	5 03.11	61.45
4	16		Geoff SMITH	Frazer Nash Super Sports	5	2:09.09	4 04.89	60.60
5	15		Martin OVERINGTON	Bugatti T35B	5	2:09.23	4 05.03	60.53
6	102		Duncan WOOD	Morgan Super Aero	5	2:10.19	5 05.99	60.09
7	61		Bryan GILL	Lea-Francis Hyper TT	5	2:11.36	4 07.16	59.55
8	104		Charles GILLET	Frazer Nash Super Sports	5	2:12.33	4 08.13	59.12
9	35		John GUYATT	Talbot Lago T150C	5	2:12.41	4 08.21	59.08
10	34		Rod KING	Delage Special (2)	5	2:19.16	4 14.96	56.21
11	46		Paul WESTON	Frazer Nash TT Replica	5	2:21.31	4 17.11	55.36
12	60		Clive TEMPLE	Riley Brooklands	5	2:22.53	5 18.33	54.89
13	69		Andrew DIXEY	Lea-Francis Hyper	4	2:24.79	4 20.59	54.03
14	75		Jonathan ROSE	Frazer Nash Semmence S	5	2:26.97	5 22.77	53.23
15	79		Cyril HANCOCK	Fiat New Balilla	4	2:31.72	4 27.52	51.56
16	64		Norman PEMBERTON	Talbot 95/105 Sports SPL	4	2:35.33	4 31.13	50.36
17	107		Phillip TILLYARD	Frazer Nash Super Sports	4	2:38.65	4 34.45	49.31
18	110		Peter BATTY	MG J2/J4	4	2:39.49	4 35.29	49.05
19	65		Robin TOONE	Alfa Romeo 1750	4	2:40.73	3 36.53	48.67
20	78		James WILMOT-SMITH	Rapier Granville Grenfell	4	2:41.82	3 37.62	48.34
21	87		Timothy COXON	Morgan Aero	4	2:50.86	3 46.66	45.78
22	101		Brian WALTON	Fiat 501 Spyder	2	5:10.50	2 03:06.30	25.19

Not-Seen

193	Jo BLAKENEY-EDWARDS	Frazer Nash Shelsley
32	Paul BAKER	Frazer Nash Sports
50	Richard BLACK	Talbot Lago T23
80	John WILLIAMS	Riley Brooklands
88	Tim FLETCHER	Alvis SD 12/50 Beetle Back

No 193 - PLEASE FIT WORKING TRANSPONDER (Qualified)

Start Time : 09:24

Cadwell Park

19 Jun 10 09:42

Clerk of Course:	Time Issued:	Chief Timekeeper:
------------------	--------------	-------------------

THESE RESULTS REMAIN PROVISIONAL FOR A MINIMUM OF 30 MINUTES FROM THE TIME OF ISSUE



The Vintage Sports-Car Club

TIMED PRACTICE

PROVISIONAL RESULT - SESSION 3

PI	No	CI Name	Car	Laps	Time on Lap	Behind	MPH
1	22	Frank HERNANDEZ	Austin 7 Blaua Maus Spe	3	2:05.08	2	62.54
2	21	Tim KNELLER	Riley 12/4 Special	2	2:05.39	2 00.31	62.39
3	39	Luke ROBERTS	Frazer Nash Sports	5	2:13.79	5 08.71	58.47
4	23	Brian MAILE	Alvis Speed 25 Sports	6	2:15.48	2 10.40	57.74
5	96	Tony SEBER	Wolseley Hornet Special	6	2:17.68	1 12.60	56.82
6	49	Robin EVERALL	Alvis 12/70 Special Sport	6	2:17.89	2 12.81	56.73
7	62	Richard ILIFFE	Riley Kestrel 12/4 Special	5	2:19.14	2 14.06	56.22
8	38	Simon STOKES	Riley Treen	6	2:20.08	3 15.00	55.85
9	18	Anthony HOWAT	Hispano/Delage 500CV	5	2:20.91	5 15.83	55.52
10	105	Tim HOPKINSON	Riley 9	6	2:22.12	2 17.04	55.04
11	54	Francis WOOD	Morgan 200 Mile Aero	6	2:23.66	2 18.58	54.45
12	26	Chris HUDSON	Bugatti T35B	2	2:25.26	2 20.18	53.85
13	13	Gregan THRUSTON	Austin 7 Spl	5	2:27.16	2 22.08	53.16
14	43	Jeffrey EDWARDS	Alvis Sports Special	4	2:27.69	2 22.61	52.97
15	58	Chris JACKSON	Alvis Firefly Special	5	2:29.88	2 24.80	52.19
16	70	David ASPLIN	Austin 7 Ulster Replica	4	2:30.38	1 25.30	52.02
17	111	Graham MARTIN	Alta S/S Racer	4	2:31.67	2 26.59	51.58
18	63	Julian BROWNRIDGE	Wolseley Hornet Special	4	2:36.54	2 31.46	49.97
19	59	Simon LLEWELLYN	Bentley 3/4.5 Litre	5	2:37.27	1 32.19	49.74
20	108	Christopher BATTY	Frazer Nash TT Rep	5	2:39.58	2 34.50	49.02
21	55	Charles MACLEAN	Riley 9	2	2:40.22	2 35.14	48.83
22	95	Hugh BIRLEY	Austin 7 Ulster	5	2:42.41	5 37.33	48.17
23	106	Edward WILLIAMS	Austin 7 Ulster	5	2:49.60	2 44.52	46.13
24	44	Peter FENICHEL	MG K Special	2	3:06.63	2 01:01.55	41.92
<u>Not-Seen</u>							
	51	Gareth GRAHAM	Bentley 4.5 Litre				
	74	Steve ALLEN	Bentley 4.25L Special				

Start Time : 09:46

Cadwell Park

19 Jun 10 10:13

Clerk of Course:

Time Issued:

Chief Timekeeper:

THESE RESULTS REMAIN PROVISIONAL FOR A MINIMUM OF 30 MINUTES FROM THE TIME OF ISSUE



The Vintage Sports-Car Club

TIMED PRACTICE

PROVISIONAL RESULT - SESSION 4

Pl	No	CI	Name	Car	Laps	Time on Lap	Behind	MPH	
1	2		Robert COBDEN	Riley Falcon Special	3	2:07.49	3	61.36	
2	1		James BAXTER	Frazer Nash Single Seater	4	2:10.01	2	02.52	60.17
3	10		Pete CANDY	Riley SPL Super Rat	5	2:14.18	5	06.69	58.30
4	20		Eddie GIBBS	Frazer Nash SS Racer	5	2:18.00	5	10.51	56.69
5	7		Paul JAYE	Alta 2 Litre	3	2:18.13	3	10.64	56.63
6	99		David WHITE	Cooper Bristol MK2	5	2:19.02	5	11.53	56.27
7	9		Stephen SHOOSMITH	Bugatti T51	3	2:21.55	2	14.06	55.27
8	33		Tim METCALFE	Brooke ERA	5	2:22.97	5	15.48	54.72
9	4		Terry CRABB	ERA R12C	5	2:37.86	5	30.37	49.56
10	30		Frederick HARPER	Cooper MK4	1	2:53.72	1	46.23	45.03

Not-Seen

24 Julian WILTON Cooper Bristol MK II T23

No 1 - PLEASE FIT WORKING TRANSPONDER

Start Time : 10:18

Cadwell Park

19 Jun 10 10:38

Clerk of Course:

Time Issued:

Chief Timekeeper:

THESE RESULTS REMAIN PROVISIONAL FOR A MINIMUM OF 30 MINUTES FROM THE TIME OF ISSUE



The Vintage Sports-Car Club

TIMED PRACTICE

PROVISIONAL RESULT - SESSION 5

Pl	No	CI Name	Car	Laps	Time on Lap	Behind	MPH
1	115	Nigel ASHMAN	Kieft CK52	5	2:03.65	5	63.27
2	114	George SHACKLETON	Cooper MK VI	5	2:05.30	5 01.65	62.43
3	124	Neil HODGES	Cooper MK 8 Monoposto	6	2:06.01	6 02.36	62.08
4	14	Mike FOWLER	Cooper MARK 11	6	2:06.30	6 02.65	61.94
5	36	Tim LLEWELLYN	Cooper MK VI	6	2:09.18	6 05.53	60.56
6	120	JB JONES	Cousy NO2	5	2:11.89	4 08.24	59.31
7	117	Darrell WOODS	Cooper MK8	5	2:12.38	5 08.73	59.09
8	89	Richard ASHFORD	Cooper T9	5	2:13.91	5 10.26	58.42
9	123	Martin SHEPPARD	Cooper MK12	5	2:15.48	5 11.83	57.74
10	12	Rodney DELVES	Kieft F3 500	4	2:16.79	4 13.14	57.19
11	8	Roy HUNT	Martin 500	4	2:17.03	4 13.38	57.09
12	118	Richard ELLINGWORTH	Kieft F3	3	2:17.60	1 13.95	56.85
13	121	Malcolm BELL	Cooper MK5	4	2:17.86	4 14.21	56.74
14	67	Mike GILBERT	Cooper F3 MK IX	4	2:18.92	4 15.27	56.31
15	112	Nigel CHALLIS	Cooper MK8	5	2:19.07	4 15.42	56.25
16	122	Patrick MORIN	Cooper MK XI	5	2:21.13	5 17.48	55.43
17	40	Kerry HORAN	Trenberth Single Seater	5	2:21.27	5 17.62	55.37
18	48	Richard BISHOP-MILLER	Cooper MK 2	5	2:22.83	5 19.18	54.77
19	84	James HOLLAND	Cooper MK8	3	2:26.50	2 22.85	53.40
20	116	David WHITESIDE	Cooper MK7	3	2:31.09	3 27.44	51.78

Not-Seen

113	Sean MOONEY	Vixen VB1
132	Philippe GIRON	Cooper MK IX/22
27	D. STEVENSON	Cooper MK8
66	Shirley MONRO	Cooper MK IV

Nos 12, 122 & 123 - PLEASE IMPROVE VISIBILITY OF NUMBERS

Start Time : 10:39

Cadwell Park

19 Jun 10 11:18

Clerk of Course:

Time Issued:

Chief Timekeeper:

THESE RESULTS REMAIN PROVISIONAL FOR A MINIMUM OF 30 MINUTES FROM THE TIME OF ISSUE



The Vintage Sports-Car Club

TIMED PRACTICE

PROVISIONAL RESULT - SESSION 6

PI	No	CI	Name	Car	Laps	Time on Lap	Behind	MPH
1	3		Jonathan COBB	Frazer Nash Ford	7	1:55.90	3	67.50
2	6		Robert CARR	AC/GN Special	6	1:58.25	4 02.35	66.15
3	126		Michael HUDSON	Bugatti T35B	5	2:00.59	4 04.69	64.87
4	19		Dougal CAWLEY	GN/Ford Special 'Piglet'	6	2:02.47	4 06.57	63.88
5	17		Richard SCALDWELL	GN/JAP Grand Prix	6	2:03.29	4 07.39	63.45
6	25		Mark WALKER	GN Thunderbug	6	2:09.92	4 14.02	60.21
7	93		Simon BLAKENEY-EDWARDS	Frazer Nash Shelsley	6	2:12.60	5 16.70	59.00
8	41		Alex PEACOP	Frazer Nash Super Sports	6	2:13.91	4 18.01	58.42
9	98		Peter MORLEY	Bentley 3/4 1/2 Litre	5	2:14.16	5 18.26	58.31
10	97		Caspar HENDERSON	Austin 7 Ulster	5	2:14.52	5 18.62	58.15
11	92		Stuart MORLEY	Bentley 3/4.5 Litre	6	2:15.25	4 19.35	57.84
12	52		Josephine SHOOSMITH	Frazer Nash Boulogne	5	2:19.61	3 23.71	56.03
13	73		Peter COBB	Frazer Nash TT Replica S	6	2:20.10	4 24.20	55.84
14	76		Anne BERRISFORD	Frazer Nash Boulogne	5	2:22.19	3 26.29	55.02
15	56		Alastair PUGH	Frazer Nash TT Replica	6	2:22.71	5 26.81	54.82
16	82		Adam GENTILLI	Frazer Nash TT Replica	5	2:24.80	4 28.90	54.02
17	77		James TRIGWELL	Frazer Nash The Elektron	5	2:28.78	4 32.88	52.58
18	94		Dennis JOHNSON	Frazer Nash Colmore 2Str	5	2:29.02	2 33.12	52.49
19	86		Trevor TARRING	Frazer Nash Super Sports	3	2:40.45	3 44.55	48.76
20	68		Stewart RICH	Frazer Nash Super Sports	5	2:44.83	3 48.93	47.46
21	88		Tim FLETCHER	Alvis SD 12/50 Beetle Bac	4	2:52.79	2 56.89	45.27

Not-Seen

29	Paul BULLETT	Frazer Nash Super Sports
45	Richard PARSONS	Frazer Nash Interceptor
5	Justin MAEERS	GN Parker
66	Shirley MONRO	Cooper MK IV

Start Time : 11:02

Cadwell Park

19 Jun 10 11:26

Clerk of Course:

Time Issued:

Chief Timekeeper:

THESE RESULTS REMAIN PROVISIONAL FOR A MINIMUM OF 30 MINUTES FROM THE TIME OF ISSUE



The Vintage Sports-Car Club

SCRATCH RACE FOR PRE-WAR CARS

RESULT - RACE 1

Pl	No	Cl	Name	Car	Laps	Time	Behind	MPH	Best Lap on	MPH Handicap
1	47	C	Tim GREENHILL	Wolseley Hornet Special	5	10:59.27		59.33	2:09.08	2 60.60
2	57	A	Paul LAWRENCE	Austin 7 Super Sport	5	11:00.80	1.53	59.19	2:09.46	3 60.43
3	72	B	Geoff TOMS	Fiat 508S	5	11:11.41	12.14	58.26	2:11.25	3 59.60
4	53	A	Nicholas POWELL	Austin 7 Special	5	11:37.30	38.03	56.09	2:13.30	5 58.69 30.80
5	69	C	Andrew DIXEY	Lea-Francis Hyper	5	11:42.41	43.14	55.69	2:17.90	4 56.73 12.91 *
6	90	B	Leonard LORD	Riley Falcon	5	12:36.52	1:37.25	51.70	2:25.19	5 53.88 30.57
7	71	B	Bob TOWELL	Morgan 200 Mile Aero	5	12:40.81	1:41.54	51.41	2:28.88	5 52.54 16.41
8	81	C	Barry BAXTER	Wolseley Hornet Special	5	12:41.36	1:42.09	51.37	2:28.75	5 52.59 17.61
9	42	A	Mark ELDER	Austin Sports Special	4	11:11.60	1 Lap	46.59	2:42.84	2 48.04 20.24
10	88	B	Tim FLETCHER	Alvis SD 12/50 Beetle Bac	4	11:20.21	1 Lap	46.00	2:43.78	2 47.76 25.09
11	195	A	David BIRNAGE	Austin 7 Ulster	4	11:35.68	1 Lap	44.98	2:49.03	2 46.28 19.56

Not-Classified

196 B John SEBER Wolseley Hornet Special 0 Starter

Fastest Lap

57	A	Paul LAWRENCE	Austin 7 Super Sport	2:09.46	3	60.43
72	B	Geoff TOMS	Fiat 508S	2:11.25	3	59.60
47	C	Tim GREENHILL	Wolseley Hornet Speci	2:09.08	2	60.60

Start Time : 11:33

Cadwell Park

19 Jun 10 11:48

Clerk of Course:

Time Issued:

Chief Timekeeper:

THESE RESULTS REMAIN PROVISIONAL FOR A MINIMUM OF 30 MINUTES FROM THE TIME OF ISSUE

HS Sports Timing and Results Systems - Results and Lap Times at www.hssports.co.uk

RACE GRID

SCRATCH RACE FOR PRE-WAR CARS

RACE 1

ROW 8



ROW 7

88 Tim FLETCHER

37 Geoffrey BRANDON

ROW 6

195 02:59.550
David BIRNAGE

42 02:51.950
Mark ELDER

ROW 5

78 02:41.820
James WILMOT-SMITH

81 02:38.200
Barry BAXTER

ROW 4

71 02:36.570
Bob TOWELL

90 02:33.810
Leonard LORD

ROW 3

69 02:24.790
Andrew DIXEY

196 02:22.740
John SEBER

ROW 2

57 02:22.460
Paul LAWRENCE


47 02:20.500
Tim GREENHILL

ROW 1

53 02:17.920
Nicholas POWELL

72 02:17.220
Geoff TOMS

POLE



SCRATCH RACE FOR PRE-WAR CARS

LAP TIMES - RACE 1

42	Mark ELDER										
	Lap	1	2	3	4	5	6	7	8	9	10
	1	2:56.89	2:42.84	2:46.05	2:45.82						
47	Tim GREENHILL										
	Lap	1	2	3	4	5	6	7	8	9	10
	1	2:14.26	2:09.08	2:09.76	2:11.26	2:14.91					
53	Nicholas POWELL										
	Lap	1	2	3	4	5	6	7	8	9	10
	1	2:29.68	2:18.66	2:18.01	2:17.65	2:13.30					
57	Paul LAWRENCE										
	Lap	1	2	3	4	5	6	7	8	9	10
	1	2:20.70	2:10.08	2:09.46	2:10.74	2:09.82					
69	Andrew DIXEY										
	Lap	1	2	3	4	5	6	7	8	9	10
	1	2:28.71	2:19.22	2:18.03	2:17.90	2:18.55					
71	Bob TOWELL										
	Lap	1	2	3	4	5	6	7	8	9	10
	1	2:38.13	2:32.24	2:31.00	2:30.56	2:28.88					
72	Geoff TOMS										
	Lap	1	2	3	4	5	6	7	8	9	10
	1	2:20.25	2:12.47	2:11.25	2:12.47	2:14.97					
81	Barry BAXTER										
	Lap	1	2	3	4	5	6	7	8	9	10
	1	2:39.03	2:32.39	2:31.07	2:30.12	2:28.75					
88	Tim FLETCHER										
	Lap	1	2	3	4	5	6	7	8	9	10
	1	3:04.41	2:43.78	2:45.55	2:46.47						
90	Leonard LORD										
	Lap	1	2	3	4	5	6	7	8	9	10
	1	2:38.96	2:32.05	2:31.22	2:29.10	2:25.19					
195	David BIRNAGE										
	Lap	1	2	3	4	5	6	7	8	9	10
	1	3:04.46	2:49.03	2:49.25	2:52.94						


Lap Chart

SCRATCH RACE FOR PRE-WAR CARS - RACE 1

Lap 1		Lap 2		Lap 3		Lap 4		Lap 5		Lap 6		Lap 7		Lap 8		Lap 9		Lap 10	
No	Time	No	Time	No	Time	No	Time	No	Time	No	Time	No	Time	No	Time	No	Time	No	Time
47	2:14.26	47	4:23.34	47	6:33.10	47	8:44.36	47	10:59.27										
72	2:20.25	57	4:30.78	57	6:40.24	57	8:50.98	57	11:00.80										
57	2:20.70	72	4:32.72	72	6:43.97	72	8:56.44	72	11:11.41										
69	2:28.71	69	4:47.93	69	7:05.96	69	9:23.86	42	11:11.60 *1										
53	2:29.68	53	4:48.34	53	7:06.35	53	9:24.00	88	11:20.21 *1										
71	2:38.13	71	5:10.37	71	7:41.37	90	10:11.33	195	11:35.68 *1										
90	2:38.96	90	5:11.01	90	7:42.23	71	10:11.93	53	11:37.30										
81	2:39.03	81	5:11.42	81	7:42.49	81	10:12.61	69	11:42.41										
42	2:56.89	42	5:39.73	42	8:25.78			90	12:36.52										
88	3:04.41	88	5:48.19	88	8:33.74			71	12:40.81										
195	3:04.46	195	5:53.49	195	8:42.74			81	12:41.36										




RACE GRID



THE GEOGHEGAN TROPHY RACE FOR PRE-WAR SPORTS CARS

RACE 2

ROW 12		
ROW 11	88 Tim FLETCHER	80 John WILLIAMS
ROW 10	50 Richard BLACK	87 02:50.860 Timothy COXON
ROW 9	78 02:41.820 James WILMOT-SMITH	65 02:40.730 Robin TOONE
ROW 8	110 02:39.490 Peter BATTY	107 02:38.650 Phillip TILLYARD
ROW 7	64 02:35.330 Norman PEMBERTON	79 02:31.720 Cyril HANCOCK
ROW 6	75 02:26.970 Jonathan ROSE	69 02:24.790 Andrew DIXEY
ROW 5	60 02:22.530 Clive TEMPLE	127 02:20.770 Richard LAKE
ROW 4	35 02:12.410 John GUYATT	104 02:12.330 Charles GILLETT
ROW 3	28 02:12.140 Tim KNELLER	61 02:11.360 Bryan GILL
ROW 2	15 02:09.230 Martin OVERINGTON	16 02:09.090 Geoff SMITH
ROW 1	31 02:07.310 Jeremy BREWSTER	11 02:04.200 William MAHANY
POLE		



RACE NUMBER 3: 5 LAPS

Drop Number	Grid Row	Cars are shown with the number of laps that they must race if different from race length			Secs
5	13			193	1.25
	12	102		23	
4	11			38	1.15
	10	197		62	
	9		47	44	
	8	34		96	
3	7			72	1.05
	6	49		43	
	5		53	13	
2	4			58	0.55
	3		46	42	
1	2			95	0.00
	1		71	63	

Front Of Grid

Issue No

Signed

Handicapper

CoC

Time




RACE GRID



THE SHUTTLEWORTH, NUFFIELD & LEN THOMPSON MEMORIAL


RACE 4

ROW 6			24 Julian WILTON	
ROW 5		30 02:53.720 Frederick HARPER		4 02:37.860 Terry CRABB
ROW 4	33 02:22.970 Tim METCALFE		9 02:21.550 Stephen SHOOSMITH	
ROW 3		99 02:19.020 David WHITE		7 02:18.130 Paul JAYE
ROW 2	20 02:18.000 Eddie GIBBS		10 02:14.180 Pete CANDY	
ROW 1		1 02:10.010 James BAXTER		2 02:07.490 Robert COBDEN
POLE				





RACE GRID




THE MELVILLE TROPHY RACE FOR PRE-WAR SPORTS CARS

RACE 5

ROW 6			193 Jo BLAKENEY-EDWARD	
ROW 5		44 03:06.630 Peter FENICHEL		108 02:39.580 Christopher BATTY
ROW 4	59 02:37.270 Simon LLEWELLYN		62 02:19.140 Richard ILIFFE	
ROW 3		49 02:17.890 Robin EVERALL		23 02:15.480 Brian MAILE
ROW 2	39 02:13.790 Luke ROBERTS		21 02:05.390 Tim KNELLER	
ROW 1		19 02:02.470 Dougal CAWLEY		3 01:55.900 Jonathan COBB

POLE



RACE GRID

THE SPERO TROPHY RACE FOR VINTAGE & PVT CARS

RACE 6

ROW 8



ROW 7

37 Geoffrey BRANDON

83 02:42.600
Matthew SHEPHERD

ROW 6

95 02:42.410
Hugh BIRLEY

55 02:40.220
Charles MACLEAN

ROW 5

70 02:30.380
David ASPLIN

13 02:27.160
Gegan THRUSTON

ROW 4

54 02:23.660
Francis WOOD

57 02:22.460
Paul LAWRENCE

ROW 3

105 02:22.120
Tim HOPKINSON

53 02:17.920
Nicholas POWELL

ROW 2

97 02:14.520
Caspar HENDERSON


28 02:12.140
Tim KNELLER

ROW 1

22 02:05.080
Frank HERNANDEZ


11 02:04.200
William MAHANY

POLE






RACE GRID



JOHN HOLLAND TROPHY RACE FOR VINTAGE RACING CARS

RACE 7

ROW 8		
ROW 7		5 Justin MAEERS
ROW 6	71 02:36.570 Bob TOWELL	26 02:25.260 Chris HUDSON
ROW 5	18 02:20.910 Anthony HOWAT	98 02:14.160 Peter MORLEY
ROW 4	102 02:10.190 Duncan WOOD	15 02:09.230 Martin OVERINGTON
ROW 3	103 02:06.880 Robin TULUIE	192 02:06.750 Clive MORLEY
ROW 2	17 02:03.290 Richard SCALDWELL	19 02:02.470 Dougal CAWLEY
ROW 1	6 01:58.250 Robert CARR	3 01:55.900 Jonathan COBB
POLE		
		

RACE GRID

SCRATCH RACE FOR FORMULA 3 RACING CARS

RACE 9

ROW 12		66 Shirley MONRO	
ROW 11	113 Sean MOONEY		30 02:53.720 Frederick HARPER
ROW 10	116 02:31.090 David WHITESIDE	84 02:26.500 James HOLLAND	
ROW 9	48 02:22.830 Richard BISHOP-MILLER	40 02:21.270 Kerry HORAN	
ROW 8	122 02:21.130 Patrick MORIN	112 02:19.070 Nigel CHALLIS	
ROW 7	67 02:18.920 Mike GILBERT	121 02:17.860 Malcolm BELL	
ROW 6	118 02:17.600 Richard ELLINGWORTH	8 02:17.030 Roy HUNT	
ROW 5	12 02:16.790 Rodney DELVES	123 02:15.480 Martin SHEPPARD	
ROW 4	89 02:13.910 Richard ASHFORD	117 02:12.380 Darrell WOODS	
ROW 3	120 02:11.890 JB JONES	36 02:09.180 Tim LLEWELLYN	
ROW 2	14 02:06.300 Mike FOWLER	124 02:06.010 Neil HODGES	
ROW 1	114 02:05.300 George SHACKLETON	115 02:03.650 Nigel ASHMAN	

POLE

RACE GRID

SCRATCH RACE FOR PRE-WAR FRAZER NASH/GN CARS

RACE 10

ROW 14		
ROW 13	45 Richard PARSONS	32 Paul BAKER
ROW 12	29 Paul BULLETT	68 02:44.830 Stewart RICH
ROW 11	86 02:40.450 Trevor TARRING	108 02:39.580 Christopher BATTY
ROW 10	107 02:38.650 Phillip TILLYARD	77 02:28.780 James TRIGWELL
ROW 9	75 02:26.970 Jonathan ROSE	82 02:24.800 Adam GENTILI
ROW 8	56 02:22.710 Alastair PUGH	76 02:22.190 Anne BERRISFORD
ROW 7	46 02:21.310 Paul WESTON	73 02:20.100 Peter COBB
ROW 6	52 02:19.610 Josephine SHOOSMITH	194 02:19.110 David JOHNSON
ROW 5	41 02:13.910 Alex PEACOP	39 02:13.790 Luke ROBERTS
ROW 4	93 02:12.600 Simon BLAKENEY-EDW	104 02:12.330 Charles GILLETT
ROW 3	25 02:09.920 Mark WALKER	16 02:09.090 Geoff SMITH
ROW 2	17 02:03.290 Richard SCALDWELL	19 02:02.470 Dougal CAWLEY
ROW 1	6 01:58.250 Robert CARR	3 01:55.900 Jonathan COBB

POLE

RACE GRID

SCRATCH RACE FOR PRE-WAR CARS

RACE 11

ROW 8		4 02:37.860 Terry CRABB	
ROW 7	111 02:31.670 Graham MARTIN		43 02:27.690 Jeffrey EDWARDS
ROW 6	9 02:21.550 Stephen SHOOSMITH	127 02:20.770 Richard LAKE	
ROW 5		38 02:20.080 Simon STOKES	34 02:19.160 Rod KING
ROW 4	62 02:19.140 Richard ILIFFE	20 02:18.000 Eddie GIBBS	
ROW 3		96 02:17.680 Tony SEBER	92 02:15.250 Stuart MORLEY
ROW 2	10 02:14.180 Pete CANDY	198 02:13.320 James MORLEY	
ROW 1		2 02:07.490 Robert COBDEN	126 02:00.590 Michael HUDSON

POLE

