

**MSA BRITISH SUPERKART
CHAMPIONSHIPS**

**MALLORY PARK
6th SEPTEMBER 2009-09-06**



British Superkart Championships



Mallory Park - Sunday 6th September 2009

Division 1 Superkarts

Timed Qualifying

Pl	No	Cl	Name	Kart/Engine	Laps	Time on Lap	Behind	MPH
1	10	D1	Trevor ROBERTS	Anderson/BRC	6	47.92	3	102.92
2	0	D1	Carl HULME	Anderson/FPE	11	47.96	11	102.84
3	1	D1	Dave HARVEY	Anderson/Rotax	13	48.41	13	101.88
4	4	D1	Carl KINSEY	Anderson/Rotax	16	49.43	7	99.78
5	25	D1	Steve WHITE	PVP.Rotax	8	49.49	6	99.66
6	8	D1	Neil BAGLEY	PVP/Rotax	13	49.91	4	98.82
7	94	D1	Bob HOSIER	PVP/Rotax	12	52.11	12	94.65
8	9	D1	Mark OWENS	ADE/DEA	1	1:30.20	1	54.68

Exclusions

52 25N Steve BURTON Anderson/Honda Out of session

Not-Seen

14 D1 John DICKINSON Anderson/PVP
193 D1 Stuart PARKER Anderson/Rotax

Start Time : 11:29

06 Sep 09 11:46

Clerk of Course :	Time Issued :	Chief Timekeeper : Terry Stevens
-------------------	---------------	----------------------------------

THESE RESULTS REMAIN PROVISIONAL FOR A MINIMUM OF 30 MINUTES FROM THE TIME OF ISSUE AND UNTIL ALL JUDICIAL AND TECHNICAL MATTERS HAVE BEEN SETTLED.

Results produced on HS Sports Timing and Results Systems by MSA Timekeepers

Division 1 Superkarts

LAP TIMES - Timed Qualifying

0	Carl HULME										
Lap	1	2	3	4	5	6	7	8	9	10	
1	1:22.77	1:01.23	48.18	49.24	48.27	48.37	48.46	4:41.59	48.25	48.35	
11	47.96										

1	Dave HARVEY										
Lap	1	2	3	4	5	6	7	8	9	10	
1	1:28.97	50.26	49.46	48.61	48.69	48.95	48.74	48.62	48.74	48.96	
11	49.10	49.14	48.41								

4	Carl KINSEY										
Lap	1	2	3	4	5	6	7	8	9	10	
1	1:28.08	50.31	50.20	50.10	50.06	49.95	49.43	49.87	51.74	50.44	
11	50.41	50.18	50.94	50.98	50.32	49.73					

8	Neil BAGLEY										
Lap	1	2	3	4	5	6	7	8	9	10	
1	1:38.02	56.99	50.98	49.91	50.51	50.58	50.69	50.37	50.73	50.53	
11	50.71	50.04	54.47								

9	Mark OWENS										
Lap	1	2	3	4	5	6	7	8	9	10	
1	1:30.20										

10	Trevor ROBERTS										
Lap	1	2	3	4	5	6	7	8	9	10	
1	1:25.42	48.72	47.92	48.04	48.48	48.11					


25	Steve WHITE										
Lap	1	2	3	4	5	6	7	8	9	10	
1	1:26.24	49.90	50.87	56.77	49.55	49.49	4:26.19	49.89			

52	Steve BURTON										
Lap	1	2	3	4	5	6	7	8	9	10	
1	4:27.72	54.39									

94	Bob HOSIER										
Lap	1	2	3	4	5	6	7	8	9	10	
1	1:30.97	56.59	53.59	53.39	53.07	52.79	53.13	52.77	52.87	52.92	
11	52.46	52.11									

Division 1 Superkarts

Race 2

ROW 4	94 00:52.110 Bob HOSIER	9 01:30.200 Mark OWENS
ROW 3	25 00:49.490 Steve WHITE	8 00:49.910 Neil BAGLEY
ROW 2	1 00:48.410 Dave HARVEY	4 00:49.430 Carl KINSEY
ROW 1	10 00:47.920 Trevor ROBERTS	0 00:47.960 Carl HULME
POLE		
		



British Superkart Championships



Mallory Park - Sunday 6th September 2009

Division 1 Superkarts

Provisional Results Race 2

PI	No	CI	Name	Kart/Engine	Laps	Time	Behind	MPH	Best Lap on	MPH
1	0	D1	Carl HULME	Anderson/FPE	15	12:11.98		101.07	48.10	3 102.54
2	10	D1	Trevor ROBERTS	Anderson/BRC	15	12:12.61	0.63	100.98	47.98	9 102.79
3	1	D1	Dave HARVEY	Anderson/Rotax	15	12:18.45	6.47	100.18	48.33	4 102.05
4	9	D1	Mark OWENS	ADE/DEA	15	12:22.68	10.70	99.61	48.86	13 100.94
5	25	D1	Steve WHITE	PVP.Rotax	15	12:32.88	20.90	98.26	49.20	2 100.24
6	4	D1	Carl KINSEY	Anderson/Rotax	15	12:36.78	24.80	97.76	49.01	5 100.63
7	8	D1	Neil BAGLEY	PVP/Rotax	15	12:52.04	40.06	95.82	50.15	3 98.34
8	94	D1	Bob HOSIER	PVP/Rotax	14	12:29.36	1 Lap	92.14	52.57	11 93.82

Fastest Lap

10 D1 Trevor ROBERTS Anderson/BRC 47.98 9 102.79

Start Time : 14:05

06 Sep 09 14:21

Clerk of Course :	Time Issued :	Chief Timekeeper : Terry Stevens
-------------------	---------------	----------------------------------

THESE RESULTS REMAIN PROVISIONAL FOR A MINIMUM OF 30 MINUTES FROM THE TIME OF ISSUE AND UNTIL ALL JUDICIAL AND TECHNICAL MATTERS HAVE BEEN SETTLED.

Results produced on HS Sports Timing and Results Systems by MSA Timekeepers

Lap Chart

Division 1 Superkarts - Race 2

Lap 1		Lap 2		Lap 3		Lap 4		Lap 5		Lap 6		Lap 7		Lap 8		Lap 9		Lap 10	
No	Time	No	Time	No	Time	No	Time	No	Time	No	Time	No	Time	No	Time	No	Time	No	Time
10	52.29	10	1:40.80	10	2:28.86	0	3:17.28	10	4:05.90	10	4:54.12	0	5:43.09	0	6:31.54	0	7:19.68	0	8:08.30
0	52.74	0	1:41.00	0	2:29.10	10	3:17.67	0	4:06.11	0	4:54.23	10	5:43.23	10	6:32.26	10	7:20.24	10	8:08.50
25	53.61	25	1:42.81	1	2:31.99	1	3:20.32	1	4:08.97	1	4:57.52	1	5:46.12	1	6:34.86	1	7:23.95	1	8:13.15
1	54.02	1	1:42.91	25	2:32.76	9	3:22.29	9	4:11.55	9	5:00.60	9	5:50.02	9	6:39.11	9	7:28.02	9	8:17.12
9	54.33	9	1:43.57	9	2:33.02	25	3:22.38	25	4:12.52	25	5:01.90	25	5:51.52	25	6:41.36	25	7:31.41	25	8:21.57
8	56.94	8	1:47.49	8	2:37.64	8	3:28.23	8	4:18.61	8	5:09.13	4	5:59.57	4	6:49.36	4	7:38.69	4	8:28.05
94	58.28	94	1:51.29	4	2:40.84	4	3:30.29	4	4:19.30	4	5:09.24	8	6:00.55	8	6:51.14	8	7:41.55	8	8:32.70
4	1:00.71	4	1:51.29	94	2:44.44	94	3:38.97	94	4:32.01	94	5:25.33	94	6:18.87	94	7:11.97	94	8:04.56	94	8:57.25


Lap Chart

Division 1 Superkarts - Race 2

Lap 11		Lap 12		Lap 13		Lap 14		Lap 15		Lap 16		Lap 17		Lap 18		Lap 19		Lap 20	
No	Time	No	Time	No	Time	No	Time	No	Time	No	Time	No	Time	No	Time	No	Time	No	Time
0	8:57.31	0	9:45.86	0	10:34.97	0	11:23.51	0	12:11.98										
10	8:57.44	10	9:46.40	10	10:35.26	10	11:24.07	10	12:12.61										
1	9:02.50	94	9:49.82 *1	1	10:40.32	1	11:29.37	1	12:18.45										
9	9:06.21	1	9:51.38	94	10:42.45 *1	9	11:33.56	9	12:22.68										
25	9:11.67	9	9:55.15	9	10:44.01	94	11:36.46 *1	94	12:29.36 *1										
4	9:17.37	25	10:02.12	25	10:52.32	25	11:42.49	25	12:32.88										
8	9:23.81	4	10:06.95	4	10:57.23	4	11:46.54	4	12:36.78										
		8	10:15.06	8	11:06.83	8	11:59.33	8	12:52.04										

Division 1 Superkarts

Race 5

ROW 4	8 Neil BAGLEY	94 Bob HOSIER
ROW 3	25 Steve WHITE	4 Carl KINSEY
ROW 2	1 Dave HARVEY	9 Mark OWENS
ROW 1	0 Carl HULME	10 Trevor ROBERTS
POLE		
		



British Superkart Championships



Mallory Park - Sunday 6th September 2009

Division 1 Superkarts

Provisional Results Race 5

PI	No	CI	Name	Kart/Engine	Laps	Time	Behind	MPH	Best Lap on	MPH
1	0	D1	Carl HULME	Anderson/FPE	15	12:11.37		101.15	48.11	3 102.52
2	1	D1	Dave HARVEY	Anderson/Rotax	15	12:19.01	7.64	100.11	48.53	4 101.63
3	9	D1	Mark OWENS	ADE/DEA	15	12:23.46	12.09	99.51	48.32	4 102.07
4	4	D1	Carl KINSEY	Anderson/Rotax	15	12:50.11	38.74	96.06	49.64	11 99.36
5	8	D1	Neil BAGLEY	PVP/Rotax	15	12:52.45	41.08	95.77	50.15	7 98.34
<u>Not-Classified</u>										
	94	D1	Bob HOSIER	PVP/Rotax	11	9:57.29	DNF	90.83	53.06	3 92.95
	25	D1	Steve WHITE	PVP.Rotax	10	8:20.42	DNF	98.56	48.39	2 101.92
<u>Non-Starters</u>										
	10	D1	Trevor ROBERTS	Anderson/BRC						
<u>Fastest Lap</u>										
	0	D1	Carl HULME	Anderson/FPE					48.11	3 102.52

Start Time : 15:27

06 Sep 09 15:41

Clerk of Course :		Time Issued :		Chief Timekeeper : Terry Stevens
-------------------	--	---------------	--	----------------------------------

THESE RESULTS REMAIN PROVISIONAL FOR A MINIMUM OF 30 MINUTES FROM THE TIME OF ISSUE AND UNTIL ALL JUDICIAL AND TECHNICAL MATTERS HAVE BEEN SETTLED.

Results produced on HS Sports Timing and Results Systems by MSA Timekeepers

Lap Chart

Division 1 Superkarts - Race 5

Lap 1		Lap 2		Lap 3		Lap 4		Lap 5		Lap 6		Lap 7		Lap 8		Lap 9		Lap 10	
No	Time	No	Time	No	Time	No	Time	No	Time	No	Time	No	Time	No	Time	No	Time	No	Time
0	51.15	0	1:39.53	0	2:27.64	0	3:16.14	0	4:04.28	0	4:52.39	0	5:40.69	0	6:29.26	0	7:17.78	0	8:06.33
25	51.81	25	1:40.20	25	2:29.11	25	3:17.80	25	4:06.86	25	4:56.23	1	5:45.73	1	6:35.49	1	7:24.31	94	8:09.24 *1
1	52.79	1	1:41.60	1	2:30.78	1	3:19.31	1	4:08.04	1	4:56.85	25	5:46.17	25	6:36.39	9	7:26.15	1	8:13.23
9	53.17	9	1:42.25	9	2:31.65	9	3:19.97	9	4:08.32	9	4:57.43	9	5:46.22	9	6:37.43	25	7:26.36	9	8:14.82
8	56.62	8	1:47.23	8	2:38.58	8	3:29.21	8	4:20.91	4	5:12.00	4	6:01.76	4	6:51.44	8	7:45.11	25	8:20.42
4	58.60	4	1:49.71	4	2:39.86	4	3:29.66	4	4:21.22	8	5:12.67	8	6:02.82	8	6:53.90	4	7:47.85	8	8:36.38
94	58.92	94	1:52.42	94	2:45.48	94	3:38.66	94	4:31.94	94	5:26.02	94	6:20.60	94	7:14.80			4	8:38.43

Lap Chart

Division 1 Superkarts - Race 5

Lap 11		Lap 12		Lap 13		Lap 14		Lap 15		Lap 16		Lap 17		Lap 18		Lap 19		Lap 20	
No	Time	No	Time	No	Time	No	Time	No	Time	No	Time	No	Time	No	Time	No	Time	No	Time
0	8:54.69	0	9:43.29	0	10:32.03	0	11:21.61	0	12:11.37										
1	9:02.15	1	9:51.30	1	10:40.27	1	11:29.52	1	12:19.01										
94	9:03.49 *1	9	9:55.56	9	10:45.07	9	11:34.38	9	12:23.46										
9	9:04.11	94	9:57.29 *1	4	11:10.19	4	12:00.02	4	12:50.11										
8	9:27.50	8	10:18.74	8	11:10.75	8	12:01.44	8	12:52.45										
4	9:28.07	4	10:18.74																



British Superkart Championships



Mallory Park - Sunday 6th September 2009

Formula 250 National

Timed Qualifying

Pl	No	Cl	Name	Kart/Engine	Laps	Time on Lap	Behind	MPH
1	1	25N	Jason DREDGE	Anderson/Honda	6	49.66	4	99.32
2	16	25N	Gavin BENNETT	Anderson/Honda	8	49.92	5	98.80
3	31	25N	Sam MOSS	Anderson/Honda	7	49.97	5	98.70
4	0	25N	James O'REILLY	PVP/Honda	7	50.05	7	98.54
5	9	25N	Matthew BETT	Anderson/Honda	11	50.30	10	98.05
6	41	25N	Craig FLEMING	Anderson/Honda	7	50.31	5	98.03
7	101	25N	James TUCKER(GP)	Jade/Honda	15	50.38	5	97.90
8	39	25N	Jon NEVILLE	Anderson/Honda	8	50.59	8	97.49
9	2	25N	Don KENNEDY	Anderson/Honda	9	50.65	8	97.37
10	111	25N	Paul PLATT	PVP/Honda	12	50.76	8	97.16
11	43	25N	Dan CLARKE	Anderson/Honda	6	51.09	5	96.54
12	57	25N	Dean HAWLEY	Anderson/KTM 450	8	51.75	6	95.30
13	44	25N	Peter BENNETT	Anderson/Honda	13	51.78	9	95.25
14	92	25N	Mark VAUGHAN	Anderson/Honda	13	51.91	13	95.01
15	27	25N	Martin JONES	Anderson/Honda	6	52.09	3	94.68
16	72	25N	Richard DEWART	Anderson/Honda	12	52.16	10	94.56
17	136	25N	Paul GLENISTER	ADE/Honda	8	52.89	7	93.25
18	35	25N	Keith GLENISTER	PVP/Honda	10	53.10	7	92.88
19	67	25N	Karl BAXTER	Anderson/Honda	7	53.16	6	92.78
20	89	25N	Andy GRIMM	Jade/Honda	14	53.17	9	92.76
21	46	25N	Charlie JOHNSON	Anderson/Honda	8	53.31	7	92.52
22	42	25N	Peter TILLSON HAWKE	ADE/Honda	9	53.39	3	92.38
23	36	25N	Paul WALLEY	Anderson/Honda	12	53.59	6	92.03
24	135	25N	Eddie KOOIKER	Anderson/Honda	5	53.74	5	91.78
25	68	25N	Graham JOHNSON	Anderson/Honda	7	53.97	7	91.38
26	58	25N	Keith TUCKLEY	Anderson/Honda	10	54.50	4	90.50
27	10	25N	Roy BENNETT	ADE/Honda	11	54.87	9	89.89
28	78	25N	Andrew GULLIFORD	Cyclone/TM450	13	55.05	8	89.59
29	32	25N	Phil JMEX JONES	Anderson/Honda 450	13	55.47	4	88.91
30	73	25N	Martin GOODLIFFE	Raider/Honda	4	56.58	4	87.17
31	62	25N	Nigel CHARMAN	Anderson/Honda	1	1:16.83	1	64.19

Not-Seen

19	25N	Mark STANSFIELD	PVP/Honda
20	25N	Toby DAVIS	Anderson/Honda
30	25N	Andy DEAN	Anderson/Honda
52	25N	Steve BURTON	Anderson/Honda

Start Time : 11:10

06 Sep 09 11:28

Clerk of Course :	Time Issued :	Chief Timekeeper : Terry Stevens
-------------------	---------------	----------------------------------

THESE RESULTS REMAIN PROVISIONAL FOR A MINIMUM OF 30 MINUTES FROM THE TIME OF ISSUE AND UNTIL ALL JUDICIAL AND TECHNICAL MATTERS HAVE BEEN SETTLED.

Results produced on HS Sports Timing and Results Systems by MSA Timekeepers

Formula 250 National

LAP TIMES - Timed Qualifying

0	James O`REILLY										
Lap	1	2	3	4	5	6	7	8	9	10	
1	3:30.79	53.47	51.13	50.35	50.41	51.89	50.05				
1	Jason DREDGE										
Lap	1	2	3	4	5	6	7	8	9	10	
1	3:49.78	50.81	49.96	49.66	1:06.57	50.11					
2	Don KENNEDY										
Lap	1	2	3	4	5	6	7	8	9	10	
1	3:57.55	51.39	51.18	51.24	50.81	50.76	51.51	50.65	51.11		
9	Matthew BETT										
Lap	1	2	3	4	5	6	7	8	9	10	
1	1:44.03	53.91	51.14	53.16	52.46	50.43	53.60	55.07	56.76	50.30	
11	50.33										
10	Roy BENNETT										
Lap	1	2	3	4	5	6	7	8	9	10	
1	1:07.55	56.08	55.60	55.93	55.95	57.78	55.77	56.13	54.87	55.02	
11	54.91										
16	Gavin BENNETT										
Lap	1	2	3	4	5	6	7	8	9	10	
1	1:44.51	1:01.49	5:26.18	50.90	49.92	50.99	52.22	51.60			
27	Martin JONES										
Lap	1	2	3	4	5	6	7	8	9	10	
1	1:15.57	57.12	52.09	54.73	5:07.35	53.91					
31	Sam MOSS										
Lap	1	2	3	4	5	6	7	8	9	10	
1	1:02.91	50.64	53.86	50.43	49.97	51.04	50.10				
32	Phil JMEX JONES										
Lap	1	2	3	4	5	6	7	8	9	10	
1	1:24.08	58.36	57.10	55.47	55.91	56.51	56.04	57.01	56.24	55.84	
11	55.83	1:04.48	55.82								
35	Keith GLENISTER										
Lap	1	2	3	4	5	6	7	8	9	10	
1	5:07.60	54.49	54.16	53.81	56.71	54.13	53.10	53.14	53.27	53.26	
36	Paul WALLEY										
Lap	1	2	3	4	5	6	7	8	9	10	
1	1:22.23	54.80	54.37	54.22	53.69	53.59	53.85	55.97	53.78	54.51	
11	53.80	53.89									
39	Jon NEVILLE										
Lap	1	2	3	4	5	6	7	8	9	10	
1	1:25.37	52.70	51.43	51.77	51.02	51.04	2:34.41	50.59			

41	Craig FLEMING										
	Lap	1	2	3	4	5	6	7	8	9	10
	1	56.40	51.48	51.01	59.75	50.31	50.68	50.32			
42	Peter TILLSON HAWKE										
	Lap	1	2	3	4	5	6	7	8	9	10
	1	1:26.36	58.49	53.39	53.46	54.78	54.02	55.08	54.39	55.27	
43	Dan CLARKE										
	Lap	1	2	3	4	5	6	7	8	9	10
	1	1:19.99	53.83	51.78	51.41	51.09	51.34				
44	Peter BENNETT										
	Lap	1	2	3	4	5	6	7	8	9	10
	1	2:05.57	1:02.07	59.23	57.18	52.63	52.18	53.32	51.84	51.78	52.08
	11	52.75	52.00	51.95							
46	Charlie JOHNSON										
	Lap	1	2	3	4	5	6	7	8	9	10
	1	2:33.46	58.91	54.73	55.74	53.56	54.63	53.31	53.39		
57	Dean HAWLEY										
	Lap	1	2	3	4	5	6	7	8	9	10
	1	1:57.56	53.54	51.88	51.84	52.16	51.75	51.79	52.07		
58	Keith TUCKLEY										
	Lap	1	2	3	4	5	6	7	8	9	10
	1	2:28.17	55.37	55.10	54.50	54.81	54.98	55.26	55.58	55.81	56.22
62	Nigel CHARMAN										
	Lap	1	2	3	4	5	6	7	8	9	10
	1	1:16.83									
67	Karl BAXTER										
	Lap	1	2	3	4	5	6	7	8	9	10
	1	1:18.80	58.07	1:04.73	55.72	54.71	53.16	54.81			
68	Graham JOHNSON										
	Lap	1	2	3	4	5	6	7	8	9	10
	1	1:46.10	1:38.19	1:13.06	1:04.94	56.00	54.53	53.97			
72	Richard DEWART										
	Lap	1	2	3	4	5	6	7	8	9	10
	1	1:25.40	58.16	53.39	52.30	52.41	52.42	52.40	53.56	52.62	52.16
	11	52.65	52.26								
73	Martin GOODLIFFE										
	Lap	1	2	3	4	5	6	7	8	9	10
	1	1:24.62	1:01.27	59.31	56.58						
78	Andrew GULLIFORD										
	Lap	1	2	3	4	5	6	7	8	9	10
	1	1:52.14	58.47	57.08	56.09	56.49	55.20	55.35	55.05	55.95	56.09
	11	55.09	55.09	55.16							

89	Andy GRIMM									
Lap	1	2	3	4	5	6	7	8	9	10
1	1:17.60	58.21	54.30	53.77	53.95	54.14	53.67	54.61	53.17	54.20
11	53.83	53.70	53.36	53.94						

92	Mark VAUGHAN									
Lap	1	2	3	4	5	6	7	8	9	10
1	2:55.16	54.01	55.06	54.12	53.01	52.48	52.42	52.42	52.39	52.80
11	52.25	51.97	51.91							

101	James TUCKER(GP)									
Lap	1	2	3	4	5	6	7	8	9	10
1	59.87	52.67	55.29	51.51	50.38	50.96	50.64	51.56	52.14	51.80
11	51.42	51.32	50.72	50.70	51.27					


111	Paul PLATT									
Lap	1	2	3	4	5	6	7	8	9	10
1	3:43.91	58.82	53.27	51.61	51.57	51.44	50.85	50.76	51.71	52.14
11	51.39	51.25								

135	Eddie KOOIKER									
Lap	1	2	3	4	5	6	7	8	9	10
1	2:31.73	59.62	54.65	54.33	53.74					

136	Paul GLENISTER									
Lap	1	2	3	4	5	6	7	8	9	10
1	3:59.57	55.57	54.02	54.39	53.42	53.06	52.89	54.25		

Formula 250 National

Race 1

ROW 18		
ROW 17	52 Steve BURTON	
ROW 16	62 01:16.830 Nigel CHARMAN	20 - Toby DAVIS
ROW 15	32 00:55.470 Phil JMEX JONES	73 00:56.580 Martin GOODLIFFE
ROW 14	10 00:54.870 Roy BENNETT	78 00:55.050 Andrew GULLIFORD
ROW 13	68 00:53.970 Graham JOHNSON	58 00:54.500 Keith TUCKLEY
ROW 12	36 00:53.590 Paul WALLEY	135 00:53.740 Eddie KOOIKER
ROW 11	46 00:53.310 Charlie JOHNSON	42 00:53.390 Peter TILLSON HAWKE
ROW 10	67 00:53.160 Karl BAXTER	89 00:53.170 Andy GRIMM
ROW 9	136 00:52.890 Paul GLENISTER	35 00:53.100 Keith GLENISTER
ROW 8	27 00:52.090 Martin JONES	72 00:52.160 Richard DEWART
ROW 7	44 00:51.780 Peter BENNETT	92 00:51.910 Mark VAUGHAN
ROW 6	43 00:51.090 Dan CLARKE	57 00:51.750 Dean HAWLEY
ROW 5	2 00:50.650 Don KENNEDY	111 00:50.760 Paul PLATT
ROW 4	101 00:50.380 James TUCKER(GP)	39 00:50.590 Jon NEVILLE
ROW 3	9 00:50.300 Matthew BETT	41 00:50.310 Craig FLEMING
ROW 2	31 00:49.970 Sam MOSS	0 00:50.050 James O'REILLY
ROW 1	1 00:49.660 Jason DREDGE	16 00:49.920 Gavin BENNETT
POLE		
		



British Superkart Championships



Mallory Park - Sunday 6th September 2009

Formula 250 National

Provisional Results Race 1

PI	No	Cl	Name	Kart/Engine	Laps	Time	Behind	MPH	Best Lap on	MPH
1	31	25N	Sam MOSS	Anderson/Honda	14	11:47.75		97.56	49.81	5 99.02
2	1	25N	Jason DREDGE	Anderson/Honda	14	11:48.40	0.65	97.47	49.76	10 99.12
3	101	25N	James TUCKER(GP)	Jade/Honda	14	11:48.81	1.06	97.41	49.54	14 99.56
4	0	25N	James O'REILLY	PVP/Honda	14	11:52.63	4.88	96.89	49.91	8 98.82
5	41	25N	Craig FLEMING	Anderson/Honda	14	11:57.77	10.02	96.20	50.44	4 97.78
6	9	25N	Matthew BETT	Anderson/Honda	14	11:59.04	11.29	96.03	50.24	8 98.17
7	2	25N	Don KENNEDY	Anderson/Honda	14	12:00.39	12.64	95.85	50.22	9 98.21
8	16	25N	Gavin BENNETT	Anderson/Honda	14	12:03.61	15.86	95.42	50.57	6 97.53
9	72	25N	Richard DEWART	Anderson/Honda	14	12:14.14	26.39	94.05	51.49	11 95.79
10	44	25N	Peter BENNETT	Anderson/Honda	14	12:15.84	28.09	93.84	51.40	11 95.95
11	20	25N	Toby DAVIS	Anderson/Honda	14	12:24.07	36.32	92.80	51.89	13 95.05
12	92	25N	Mark VAUGHAN	Anderson/Honda	14	12:30.07	42.32	92.06	51.60	6 95.58
13	46	25N	Charlie JOHNSON	Anderson/Honda	14	12:32.14	44.39	91.80	52.73	14 93.53
14	136	25N	Paul GLENISTER	ADE/Honda	14	12:36.62	48.87	91.26	52.93	3 93.18
15	52	25N	Steve BURTON	Anderson/Honda	13	11:48.86	1 Lap	90.45	53.15	2 92.79
16	36	25N	Paul WALLEY	Anderson/Honda	13	12:00.82	1 Lap	88.95	53.75	9 91.76
17	62	25N	Nigel CHARMAN	Anderson/Honda	13	12:04.78	1 Lap	88.46	53.66	11 91.91
18	73	25N	Martin GOODLIFFE	Raider/Honda	13	12:05.98	1 Lap	88.32	53.64	11 91.95
19	135	25N	Eddie KOOIKER	Anderson/Honda	13	12:06.62	1 Lap	88.24	53.43	4 92.31
20	35	25N	Keith GLENISTER	PVP/Honda	13	12:06.84	1 Lap	88.21	53.83	6 91.62
21	58	25N	Keith TUCKLEY	Anderson/Honda	13	12:08.30	1 Lap	88.04	55.13	2 89.46
22	42	25N	Peter TILLSON HAWKE	ADE/Honda	13	12:09.94	1 Lap	87.84	54.11	3 91.15
23	32	25N	Phil JMEX JONES	Anderson/Honda 450	12	12:01.84	2 Laps	81.99	57.47	5 85.82

Not-Classified

111	25N	Paul PLATT	PVP/Honda	13	11:05.39	DNF	96.36	50.45	6 97.76
39	25N	Jon NEVILLE	Anderson/Honda	13	11:06.48	DNF	96.20	50.25	6 98.15
27	25N	Martin JONES	Anderson/Honda	12	10:58.98	DNF	89.81	50.96	10 96.78
89	25N	Andy GRIMM	Jade/Honda	12	11:18.61	DNF	87.21	53.56	6 92.08
43	25N	Dan CLARKE	Anderson/Honda	8	7:11.32	DNF	91.48	51.40	3 95.95
78	25N	Andrew GULLIFORD	Cyclone/TM450	7	12:22.90	NCF	46.47	54.01	2 91.32
67	25N	Karl BAXTER	Anderson/Honda	5	4:34.23	DNF	89.92	52.33	3 94.25
68	25N	Graham JOHNSON	Anderson/Honda	2	1:58.35	DNF	83.35	53.85	2 91.59
11	25N	Roy BENNETT	ADE/Honda	2	1:59.91	DNF	82.26	55.55	2 88.78

Non-Starters

57	25N	Dean HAWLEY	Anderson/KTM 450
----	-----	-------------	------------------

Fastest Lap

101	25N	James TUCKER(GP)	Jade/Honda	49.54	14	99.56
-----	-----	------------------	------------	-------	----	-------

No 2 - NO TRANSPONDER

Start Time : 13:45

06 Sep 09 14:11

Clerk of Course :	Time Issued :	Chief Timekeeper : Terry Stevens
-------------------	---------------	----------------------------------

THESE RESULTS REMAIN PROVISIONAL FOR A MINIMUM OF 30 MINUTES FROM THE TIME OF ISSUE AND UNTIL ALL JUDICIAL AND TECHNICAL MATTERS HAVE BEEN SETTLED.

Results produced on HS Sports Timing and Results Systems by MSA Timekeepers

Lap Chart

Formula 250 National - Race 1

Lap 1		Lap 2		Lap 3		Lap 4		Lap 5		Lap 6		Lap 7		Lap 8		Lap 9		Lap 10	
No	Time	No	Time	No	Time	No	Time	No	Time	No	Time	No	Time	No	Time	No	Time	No	Time
31	54.52	1	1:44.64	1	2:34.99	1	3:25.38	31	4:15.28	31	5:05.24	31	5:55.33	31	6:45.47	31	7:35.41	1	8:25.61
1	54.59	31	1:45.05	31	2:35.16	31	3:25.47	1	4:15.63	1	5:05.46	1	5:55.50	1	6:45.74	1	7:35.85	31	8:25.94
16	55.45	16	1:46.16	16	2:36.84	0	3:27.04	0	4:17.42	32	5:05.60 *1	0	5:57.90	0	6:47.81	0	7:37.99	35	8:26.10 *1
0	55.87	0	1:46.56	0	2:36.98	16	3:27.80	16	4:18.47	0	5:07.64	101	5:58.59	101	6:48.36	101	7:38.20	101	8:28.39
111	55.94	111	1:46.73	111	2:37.44	111	3:28.27	101	4:18.68	101	5:08.64	111	5:59.95	111	6:50.49	111	7:41.16	0	8:28.97
39	56.21	39	1:47.32	101	2:38.14	101	3:28.31	111	4:18.94	16	5:09.04	16	5:59.95	41	6:50.95	41	7:41.53	111	8:31.91
41	56.35	41	1:47.46	41	2:38.25	41	3:28.69	41	4:19.16	111	5:09.39	41	6:00.26	16	6:51.26	16	7:42.06	41	8:32.20
9	56.53	101	1:47.62	39	2:38.44	39	3:29.24	39	4:19.87	41	5:09.66	39	6:00.70	39	6:51.33	39	7:42.10	39	8:32.45
101	56.55	9	1:47.92	9	2:38.88	9	3:29.36	9	4:19.96	39	5:10.12	9	6:01.96	9	6:52.20	9	7:42.62	9	8:32.94
43	57.54	43	1:49.33	2	2:40.25	2	3:31.17	2	4:22.04	9	5:11.39	32	6:03.38 *1	2	6:54.01	2	7:44.23	16	8:33.30
72	57.92	2	1:49.47	43	2:40.73	43	3:33.14	43	4:25.15	2	5:12.81	2	6:03.70	72	7:01.74	72	7:53.54	2	8:35.92
27	59.58	72	1:49.50	72	2:41.39	72	3:33.75	72	4:25.55	43	5:17.11	43	6:08.82	32	7:02.02 *1	44	7:56.22	78	8:40.40 *7
44	59.66	27	1:51.12	44	2:44.58	44	3:36.86	44	4:28.74	72	5:17.45	72	6:09.08	44	7:03.85	32	8:01.02 *1	72	8:45.47
136	1:00.31	44	1:51.97	136	2:46.76	136	3:39.69	136	4:32.79	44	5:20.30	44	6:12.09	43	7:11.32	20	8:03.56	44	8:47.67
89	1:00.47	136	1:53.83	27	2:47.12	67	3:40.99	20	4:33.86	136	5:26.07	136	6:19.27	20	7:11.64	46	8:07.28	20	8:55.55
67	1:01.06	89	1:54.24	67	2:47.31	20	3:41.04	67	4:34.23	20	5:26.36	20	6:19.52	46	7:13.96	136	8:08.50	46	9:00.12
46	1:01.21	46	1:54.92	46	2:48.32	46	3:42.12	46	4:34.97	92	5:27.21	92	6:19.82	136	7:14.58	92	8:10.53	32	9:00.38 *1
42	1:01.31	67	1:54.98	20	2:48.39	89	3:42.45	92	4:35.61	46	5:27.78	46	6:20.65	92	7:18.35	52	8:13.78	136	9:01.95
58	1:01.55	20	1:55.26	89	2:48.45	92	3:43.01	89	4:36.99	89	5:30.55	89	6:24.99	89	7:19.43	89	8:14.25	92	9:02.53
20	1:02.29	42	1:55.79	42	2:49.90	42	3:44.61	52	4:39.27	52	5:32.57	52	6:26.10	52	7:19.53	42	8:19.99	52	9:07.52
78	1:02.56	78	1:56.57	92	2:50.14	52	3:45.37	42	4:39.60	42	5:33.86	42	6:29.01	42	7:24.20	36	8:21.77	89	9:10.26
92	1:04.23	58	1:56.68	58	2:51.91	58	3:47.37	58	4:43.17	58	5:38.53	36	6:34.13	36	7:28.02	135	8:24.38	42	9:15.23
52	1:04.34	52	1:57.49	52	2:52.10	27	3:47.53	135	4:44.93	135	5:39.24	58	6:34.13	58	7:29.42	27	8:24.48	27	9:15.44
11	1:04.36	92	1:57.57	135	2:55.67	135	3:49.10	62	4:45.17	36	5:39.48	135	6:34.37	62	7:29.73	58	8:24.83	36	9:15.71
68	1:04.50	68	1:58.35	62	2:55.98	62	3:50.06	36	4:45.32	62	5:40.75	62	6:35.18	135	7:30.01	73	8:24.90		
36	1:04.70	36	1:59.42	36	2:56.50	36	3:50.48	27	4:45.41	73	5:41.03	73	6:35.62	73	7:30.52	62	8:25.48		
135	1:05.48	11	1:59.91	73	2:58.32	73	3:52.88	73	4:46.85	35	5:41.13	35	6:35.78	35	7:30.79				
73	1:06.08	135	2:00.51	35	2:58.51	35	3:53.14	35	4:47.30	27	5:41.85	27	6:36.22	27	7:31.56				
32	1:06.28	62	2:00.64	32	3:10.44	32	4:08.13												
62	1:06.37	35	2:02.57																
35	1:07.83	73	2:02.62																
		32	2:12.34																


Lap Chart

Formula 250 National - Race 1

Lap 11		Lap 12		Lap 13		Lap 14		Lap 15		Lap 16		Lap 17		Lap 18		Lap 19		Lap 20			
No	Time	No	Time	No	Time	No	Time	No	Time	No	Time	No	Time	No	Time	No	Time	No	Time		
1	9:16.36	31	10:07.22	1	10:57.81	31	11:47.75														
31	9:16.46	1	10:07.33	31	10:57.88	1	11:48.40														
101	9:18.69	101	10:09.42	27	10:58.98 *1	101	11:48.81														
135	9:19.34 *1	0	10:10.47	101	10:59.27	52	11:48.86 *1														
73	9:19.43 *1	36	10:11.38 *1	32	11:00.12 *2	0	11:52.63														
0	9:19.69	89	10:11.87 *1	0	11:00.50	41	11:57.77														
58	9:20.54 *1	42	10:11.91 *1	111	11:05.39	9	11:59.04														
62	9:21.20 *1	73	10:13.07 *1	36	11:05.91 *1	2	12:00.39														
35	9:21.65 *1	135	10:14.03 *1	41	11:06.45	36	12:00.82 *1														
111	9:22.75	111	10:14.17	39	11:06.48	32	12:01.84 *2														
41	9:22.88	39	10:14.47	9	11:07.21	16	12:03.61														
39	9:23.07	41	10:14.77	42	11:08.59 *1	62	12:04.78 *1														
9	9:23.39	62	10:14.86 *1	73	11:09.12 *1	73	12:05.98 *1														
2	9:26.41	9	10:15.06	2	11:09.36	135	12:06.62 *1														
16	9:28.79	58	10:16.25 *1	62	11:09.66 *1	35	12:06.84 *1														
78	9:36.67 *7	35	10:16.56 *1	135	11:10.31 *1	58	12:08.30 *1														
72	9:36.96	2	10:16.93	16	11:11.72	42	12:09.94 *1														
44	9:39.07	16	10:20.23	35	11:11.74 *1	72	12:14.14														
20	9:47.63	72	10:29.10	58	11:11.95 *1	44	12:15.84														
46	9:53.64	44	10:31.15	89	11:18.61 *1	78	12:22.90 *7														
92	9:54.52	78	10:31.79 *7	72	11:21.10	20	12:24.07														
136	9:56.08	20	10:40.03	44	11:22.85	92	12:30.07														
32	9:59.78 *1	46	10:46.57	78	11:27.19 *7	46	12:32.14														
52	10:01.43	92	10:46.61	20	11:31.92	136	12:36.62														
27	10:06.44	136	10:49.65	92	11:38.41																
		52	10:55.32	46	11:39.41																
				136	11:43.14																

Formula 250 National

Race 4

ROW 18		
ROW 17	57 Dean HAWLEY	
ROW 16	68 Graham JOHNSON	11 Roy BENNETT
ROW 15	78 Andrew GULLIFORD	67 Karl BAXTER
ROW 14	89 Andy GRIMM	43 Dan CLARKE
ROW 13	39 Jon NEVILLE	27 Martin JONES
ROW 12	32 Phil JMEX JONES	111 Paul PLATT
ROW 11	58 Keith TUCKLEY	42 Peter TILLSON HAWKE
ROW 10	135 Eddie KOOIKER	35 Keith GLENISTER
ROW 9	62 Nigel CHARMAN	73 Martin GOODLIFFE
ROW 8	52 Steve BURTON	36 Paul WALLEY
ROW 7	46 Charlie JOHNSON	136 Paul GLENISTER
ROW 6	20 Toby DAVIS	92 Mark VAUGHAN
ROW 5	72 Richard DEWART	44 Peter BENNETT
ROW 4	2 Don KENNEDY	16 Gavin BENNETT
ROW 3	41 Craig FLEMING	9 Matthew BETT
ROW 2	101 James TUCKER(GP)	0 James O'REILLY
ROW 1	31 Sam MOSS	1 Jason DREDGE
POLE		
		



British Superkart Championships



Mallory Park - Sunday 6th September 2009

Formula 250 National

Provisional Results Race 4

PI	No	Cl	Name	Kart/Engine	Laps	Time	Behind	MPH	Best Lap on	MPH
1	101	25N	James TUCKER(GP)	Jade/Honda	15	12:41.58		97.14	50.20	5 98.25
2	1	25N	Jason DREDGE	Anderson/Honda	15	12:42.12	0.54	97.07	50.16	5 98.33
3	31	25N	Sam MOSS	Anderson/Honda	15	12:42.16	0.58	97.07	50.12	11 98.40
4	41	25N	Craig FLEMING	Anderson/Honda	15	12:46.12	4.54	96.56	50.25	6 98.15
5	43	25N	Dan CLARKE	Anderson/Honda	15	12:49.29	7.71	96.17	50.08	10 98.48
6	9	25N	Matthew BETT	Anderson/Honda	15	12:49.37	7.79	96.16	50.46	5 97.74
7	2	25N	Don KENNEDY	Anderson/Honda	15	12:49.92	8.34	96.09	50.39	4 97.88
8	44	25N	Peter BENNETT	Anderson/Honda	15	13:02.35	20.77	94.56	51.40	7 95.95
9	92	25N	Mark VAUGHAN	Anderson/Honda	15	13:06.49	24.91	94.06	51.51	14 95.75
10	67	25N	Karl BAXTER	Anderson/Honda	15	13:09.14	27.56	93.75	51.05	3 96.61
11	20	25N	Toby DAVIS	Anderson/Honda	15	13:10.48	28.90	93.59	51.52	9 95.73
12	72	25N	Richard DEWART	Anderson/Honda	15	13:11.08	29.50	93.52	51.74	7 95.32
13	46	25N	Charlie JOHNSON	Anderson/Honda	15	13:23.11	41.53	92.12	52.99	7 93.07
14	52	25N	Steve BURTON	Anderson/Honda	15	13:23.73	42.15	92.05	52.54	6 93.87
15	36	25N	Paul WALLEY	Anderson/Honda	15	13:23.87	42.29	92.03	52.57	8 93.82
16	89	25N	Andy GRIMM	Jade/Honda	14	12:46.82	1 Lap	90.04	53.45	4 92.27
17	135	25N	Eddie KOOIKER	Anderson/Honda	14	12:53.24	1 Lap	89.30	53.60	3 92.01
18	32	25N	Phil JMEX JONES	Anderson/Honda 450	14	13:07.59	1 Lap	87.67	54.93	4 89.79
19	10	25N	Roy BENNETT	ADE/Honda	14	13:11.29	1 Lap	87.26	55.40	3 89.03

Not-Classified

0	25N	James O'REILLY	PVP/Honda	11	9:18.23	DNF	97.19	50.05	11 98.54
58	25N	Keith TUCKLEY	Anderson/Honda	10	9:08.82	DNF	89.87	53.33	2 92.48
78	25N	Andrew GULLIFORD	Cyclone/TM450	10	9:18.13	DNF	88.37	54.32	7 90.80
111	25N	Paul PLATT	PVP/Honda	8	6:59.80	DNF	93.99	50.95	8 96.80
68	25N	Graham JOHNSON	Anderson/Honda	8	7:15.41	DNF	90.62	53.00	5 93.06
35	25N	Keith GLENISTER	PVP/Honda	7	6:22.57	DNF	90.24	53.08	5 92.92
136	25N	Paul GLENISTER	ADE/Honda	3	2:46.18	DNF	89.04	54.01	2 91.32
62	25N	Nigel CHARMAN	Anderson/Honda	1	59.51	DNF	82.88	56.27	1 87.65

Non-Starters

16	25N	Gavin BENNETT	Anderson/Honda
27	25N	Martin JONES	Anderson/Honda
39	25N	Jon NEVILLE	Anderson/Honda
42	25N	Peter TILLSON HAWKE	ADE/Honda
57	25N	Dean HAWLEY	Anderson/KTM 450
73	25N	Martin GOODLIFFE	Raider/Honda

Fastest Lap

0	25N	James O'REILLY	PVP/Honda	50.05	11	98.54
---	-----	----------------	-----------	-------	----	-------

Start Time : 15:06

06 Sep 09 15:20

Clerk of Course :	Time Issued :	Chief Timekeeper : Terry Stevens
-------------------	---------------	----------------------------------

THESE RESULTS REMAIN PROVISIONAL FOR A MINIMUM OF 30 MINUTES FROM THE TIME OF ISSUE AND UNTIL ALL JUDICIAL AND TECHNICAL MATTERS HAVE BEEN SETTLED.

Results produced on HS Sports Timing and Results Systems by MSA Timekeepers

Lap Chart

Formula 250 National - Race 4

Lap 1		Lap 2		Lap 3		Lap 4		Lap 5		Lap 6		Lap 7		Lap 8		Lap 9		Lap 10	
No	Time	No	Time	No	Time	No	Time	No	Time	No	Time	No	Time	No	Time	No	Time	No	Time
1	53.66	1	1:44.02	1	2:34.28	1	3:24.57	1	4:14.73	1	5:05.07	1	5:55.52	1	6:46.06	1	7:36.47	1	8:27.31
0	53.81	31	1:44.95	0	2:35.55	0	3:25.69	0	4:16.14	0	5:06.55	0	5:56.82	0	6:47.19	0	7:37.72	32	8:28.16 *1
31	53.87	0	1:44.98	31	2:35.59	31	3:25.85	31	4:16.18	31	5:06.92	101	5:57.19	101	6:47.62	101	7:37.97	0	8:28.18
101	54.11	101	1:45.42	101	2:35.86	101	3:26.13	101	4:16.33	101	5:06.98	31	5:57.29	31	6:47.71	31	7:38.05	101	8:28.63
41	54.55	41	1:45.72	41	2:36.26	41	3:26.75	41	4:17.39	41	5:07.64	41	5:57.94	41	6:48.25	41	7:38.66	31	8:28.83
9	54.82	9	1:46.00	2	2:37.04	2	3:27.43	2	4:17.88	9	5:09.44	9	6:00.33	9	6:51.47	2	7:42.39	41	8:29.33
2	55.07	2	1:46.56	9	2:37.27	9	3:28.26	9	4:18.72	2	5:09.55	2	6:00.49	2	6:51.74	9	7:42.54	10	8:30.83 *1
44	56.00	44	1:48.08	44	2:39.97	44	3:32.11	44	4:23.86	43	5:14.36	43	6:05.18	43	6:55.64	43	7:45.88	2	8:33.13
92	56.97	92	1:49.27	92	2:41.10	43	3:32.74	43	4:23.96	44	5:15.64	44	6:07.04	44	6:58.88	44	7:50.60	9	8:33.62
72	57.31	72	1:49.34	72	2:41.34	92	3:33.19	92	4:25.31	92	5:17.50	111	6:08.85	111	6:59.80	92	7:54.01	43	8:35.96
136	57.64	67	1:50.71	43	2:41.67	72	3:33.27	67	4:25.63	111	5:17.55	92	6:09.95	92	7:02.09	67	7:54.62	44	8:43.11
46	57.90	46	1:50.96	67	2:41.76	67	3:33.41	72	4:25.69	67	5:18.34	67	6:10.03	67	7:02.19	72	7:54.88	92	8:45.72
20	58.21	43	1:50.98	111	2:43.18	111	3:34.19	111	4:26.11	72	5:18.80	72	6:10.54	72	7:02.29	20	7:57.75	67	8:47.41
43	58.22	136	1:51.65	46	2:44.37	20	3:37.30	20	4:28.91	20	5:20.44	20	6:14.51	20	7:06.23	46	8:03.76	72	8:47.81
67	58.39	111	1:51.83	52	2:45.02	46	3:37.57	46	4:30.76	52	5:23.36	46	6:17.07	46	7:10.26	52	8:03.96	20	8:50.13
52	58.57	52	1:52.28	20	2:45.09	52	3:38.09	52	4:30.82	46	5:24.08	52	6:17.26	52	7:10.36	36	8:04.43	46	8:56.80
111	59.00	20	1:52.46	136	2:46.18	36	3:39.87	36	4:32.56	36	5:25.20	36	6:18.57	36	7:11.14	58	8:13.82	52	8:56.87
62	59.51	58	1:52.93	36	2:46.87	58	3:40.93	68	4:34.81	68	5:28.57	68	6:22.30	68	7:15.41	89	8:14.27	36	8:57.54
58	59.60	36	1:53.59	58	2:47.41	68	3:41.81	35	4:35.41	35	5:29.00	35	6:22.57	58	7:18.83	135	8:17.29	58	9:08.82
36	1:00.42	68	1:54.74	68	2:48.22	35	3:42.33	58	4:35.49	58	5:30.15	58	6:24.13	89	7:20.39	78	8:23.60	89	9:08.99
35	1:00.63	35	1:55.07	35	2:48.30	89	3:44.34	89	4:38.64	89	5:32.59	89	6:26.33	135	7:22.56			135	9:11.57
68	1:01.11	89	1:56.41	135	2:50.47	135	3:44.75	135	4:38.95	135	5:34.20	135	6:28.12	78	7:29.19				
89	1:01.98	135	1:56.87	89	2:50.89	78	3:47.56	10	4:44.22	10	5:39.85	78	6:34.85	32	7:32.13				
10	1:02.01	10	1:57.62	10	2:53.02	10	3:48.51	32	4:44.53	78	5:40.53	10	6:36.36	10	7:32.67				
135	1:02.29	78	1:57.84	78	2:53.07	32	3:49.03	78	4:45.79	32	5:40.57	32	6:36.55						
78	1:02.80	32	1:58.42	32	2:54.10														
32	1:02.83																		

Lap Chart

Formula 250 National - Race 4

Lap 11		Lap 12		Lap 13		Lap 14		Lap 15		Lap 16		Lap 17		Lap 18		Lap 19		Lap 20	
No	Time	No	Time	No	Time	No	Time	No	Time	No	Time	No	Time	No	Time	No	Time	No	Time
1	9:18.01	1	10:09.68	1	11:00.41	1	11:51.13	101	12:41.58										
78	9:18.13 *1	101	10:10.62	101	11:00.93	89	11:51.19 *1	1	12:42.12										
0	9:18.23	31	10:10.86	31	11:01.11	101	11:51.25	31	12:42.16										
101	9:18.86	41	10:13.03	135	11:03.18 *1	31	11:51.52	41	12:46.12										
31	9:18.95	2	10:15.29	41	11:03.85	41	11:54.66	89	12:46.82 *1										
41	9:20.20	9	10:16.12	9	11:07.15	135	11:57.50 *1	43	12:49.29										
2	9:24.05	43	10:17.48	43	11:07.95	9	11:57.94	9	12:49.37										
9	9:24.24	32	10:20.12 *1	2	11:08.53	43	11:58.29	2	12:49.92										
32	9:24.35 *1	10	10:24.23 *1	32	11:15.84 *1	2	11:59.18	135	12:53.24 *1										
43	9:26.52	44	10:27.31	44	11:18.85	44	12:10.73	44	13:02.35										
10	9:27.41 *1	92	10:29.97	10	11:20.14 *1	32	12:11.81 *1	92	13:06.49										
44	9:35.45	67	10:32.23	92	11:22.21	92	12:13.72	32	13:07.59 *1										
92	9:37.82	72	10:32.90	67	11:24.11	10	12:15.83 *1	67	13:09.14										
67	9:39.69	20	10:33.93	72	11:24.89	67	12:16.33	20	13:10.48										
72	9:40.14	46	10:43.23	20	11:26.29	72	12:17.93	72	13:11.08										
20	9:42.02	52	10:43.61	46	11:36.25	20	12:17.98	10	13:11.29 *1										
46	9:50.14	36	10:44.04	52	11:36.37	46	12:29.46	46	13:23.11										
52	9:50.32	89	10:57.45	36	11:37.01	52	12:29.56	52	13:23.73										
36	9:50.81					36	12:29.68	36	13:23.87										
89	10:02.91																		
135	10:08.03																		



British Superkart Championships



Mallory Park - Sunday 6th September 2009

Formula 125 Open & Formula 125 ICC

Timed Qualifying

Pl	No	Cl	Name	Kart/Engine	Laps	Time on Lap	Behind	MPH
1	4	12P	Louise COLIN	Anderson/Pavesi	13	52.98	6	93.09
2	0	12P	Lee MORGAN	Raider/SGM	8	53.50	8	92.19
3	84	12P	Danny BUTLER	F1/TM	7	53.68	5	91.88
4	101	12P	Danny EDWARDS(GP)	F1/TM	5	53.69	4	91.86
5	5	12P	Ben WILLSHIRE	Anderson/SGM	8	54.30	5	90.83
6	46	12C	Catherine FOSTER	Energy/Pavesi	9	56.39	7	87.46
7	55	12C	Bruce CRAWLEY	Energy/TM	7	56.66	6	87.05
8	57	12C	Kevin GRAY	Energy/TM	6	57.79	4	85.34
9	14	12P	Gary JAMES	F1/Pavesi	11	57.90	5	85.18
10	2	12P	James IRVINE	F1/Pavesi	8	59.46	8	82.95
11	25	12P	Noel LINDSAY	F1/Pavesi	1	1:21.89	1	28.91
12	15	12P	Lee SMITH	Raider/Pavesi	2	1:35.98	1	43.00

Not-Seen

81	12P	Mick NEWMAN	F1/Pavesi
97	12C	Dave DURANCE	Intrepid/Pavesi

No 2 - Lap times before 5 mins disallowed due to missing weight check.

Start Time : 11:46

06 Sep 09 12:05

Clerk of Course :	Time Issued :	Chief Timekeeper : Terry Stevens
-------------------	---------------	----------------------------------

THESE RESULTS REMAIN PROVISIONAL FOR A MINIMUM OF 30 MINUTES FROM THE TIME OF ISSUE AND UNTIL ALL JUDICIAL AND TECHNICAL MATTERS HAVE BEEN SETTLED.

Results produced on HS Sports Timing and Results Systems by MSA Timekeepers


Formula 125 Open & Formula 125 ICC

LAP TIMES - Timed Qualifying

0	Lee MORGAN										
	Lap	1	2	3	4	5	6	7	8	9	10
	1	1:32.71	55.37	54.08	54.00	53.94	53.65	53.62	53.50		
2	James IRVINE										
	Lap	1	2	3	4	5	6	7	8	9	10
	1	1:51.48	5:41.45	1:06.20	1:04.13	1:02.99	1:02.07	1:03.45	59.46		
4	Louise COLIN										
	Lap	1	2	3	4	5	6	7	8	9	10
	1	1:16.41	53.77	54.04	53.34	53.37	52.98	53.50	53.54	54.07	54.04
	11	54.08	54.30	54.42							
5	Ben WILLSHIRE										
	Lap	1	2	3	4	5	6	7	8	9	10
	1	1:21.10	54.90	54.83	54.46	54.30	54.50	54.39	54.57		
14	Gary JAMES										
	Lap	1	2	3	4	5	6	7	8	9	10
	1	1:29.58	1:01.98	58.14	58.02	57.90	58.05	58.71	58.20	58.33	58.07
	11	58.66									
15	Lee SMITH										
	Lap	1	2	3	4	5	6	7	8	9	10
	1	1:35.98	2:00.07								
25	Noel LINDSAY										
	Lap	1	2	3	4	5	6	7	8	9	10
	1	1:21.89									
46	Catherine FOSTER										
	Lap	1	2	3	4	5	6	7	8	9	10
	1	1:19.37	56.94	56.63	57.22	57.33	56.85	56.39	56.58	2:29.51	
55	Bruce CRAWLEY										
	Lap	1	2	3	4	5	6	7	8	9	10
	1	3:59.01	58.77	57.82	57.63	57.85	56.66	1:03.72			
57	Kevin GRAY										
	Lap	1	2	3	4	5	6	7	8	9	10
	1	1:38.72	8:12.79	58.49	57.79	58.03	58.54				
84	Danny BUTLER										
	Lap	1	2	3	4	5	6	7	8	9	10
	1	1:34.83	56.97	53.74	53.82	53.68	53.70	53.90			
101	Danny EDWARDS(GP)										
	Lap	1	2	3	4	5	6	7	8	9	10
	1	1:18.94	54.45	53.96	53.69	54.14					

Formula 125 Open & Formula 125 ICC

Race 3

ROW 6	25 01:21.890 Noel LINDSAY	15 01:35.980 Lee SMITH
ROW 5	14 00:57.900 Gary JAMES	2 00:59.460 James IRVINE
ROW 4	55 00:56.660 Bruce CRAWLEY	57 00:57.790 Kevin GRAY
ROW 3	5 00:54.300 Ben WILLSHIRE	46 00:56.390 Catherine FOSTER
ROW 2	84 00:53.680 Danny BUTLER	101 00:53.690 Danny EDWARDS(GP)
ROW 1	4 00:52.980 Louise COLIN	0 00:53.500 Lee MORGAN
POLE		
		



British Superkart Championships



Mallory Park - Sunday 6th September 2009

Formula 125 Open & Formula 125 ICC

Provisional Results Race 3

PI	No	CI	Name	Kart/Engine	Laps	Time	Behind	MPH	Best Lap on	MPH
1	101	12P	Danny EDWARDS(GP)	F1/TM	15	13:34.68		90.81	53.41	2 92.34
2	4	12P	Louise COLIN	Anderson/Pavesi	15	13:43.50	8.82	89.84	53.39	2 92.38
3	5	12P	Ben WILLSHIRE	Anderson/SGM	15	13:46.32	11.64	89.53	54.23	2 90.95
4	81	12P	Mick NEWMAN	F1/Pavesi	15	14:16.75	42.07	86.35	56.05	3 87.99
5	55	12C	Bruce CRAWLEY	Energy/TM	15	14:17.11	42.43	86.31	56.12	7 87.88
6	57	12C	Kevin GRAY	Energy/TM	15	14:28.70	54.02	85.16	56.98	6 86.56
7	46	12C	Catherine FOSTER	Energy/Pavesi	15	14:29.15	54.47	85.12	56.59	13 87.15
8	15	12P	Lee SMITH	Raider/Pavesi	13	13:50.28	2 Laps	77.22	55.59	11 88.72
<u>Not-Classified</u>										
	84	12P	Danny BUTLER	F1/TM	11	10:01.88	DNF	90.14	53.38	2 92.39
	0	12P	Lee MORGAN	Raider/SGM	10	9:04.27	DNF	90.62	53.55	4 92.10
	25	12P	Noel LINDSAY	F1/Pavesi	0		Starter	0.00		
<u>Non-Starters</u>										
	14	12P	Gary JAMES	F1/Pavesi						
	2	12P	James IRVINE	F1/Pavesi						
	97	12C	Dave DURANCE	Intrepid/Pavesi						
<u>Fastest Lap</u>										
	84	12P	Danny BUTLER	F1/TM					53.38	2 92.39
	55	12C	Bruce CRAWLEY	Energy/TM					56.12	7 87.88

Start Time : 14:23

06 Sep 09 14:38

Clerk of Course :	Time Issued :	Chief Timekeeper : Terry Stevens
-------------------	---------------	----------------------------------

THESE RESULTS REMAIN PROVISIONAL FOR A MINIMUM OF 30 MINUTES FROM THE TIME OF ISSUE AND UNTIL ALL JUDICIAL AND TECHNICAL MATTERS HAVE BEEN SETTLED.

Results produced on HS Sports Timing and Results Systems by MSA Timekeepers

Lap Chart

Formula 125 Open & Formula 125 ICC - Race 3

Lap 1		Lap 2		Lap 3		Lap 4		Lap 5		Lap 6		Lap 7		Lap 8		Lap 9		Lap 10	
No	Time	No	Time	No	Time	No	Time	No	Time	No	Time	No	Time	No	Time	No	Time	No	Time
4	57.29	4	1:50.68	4	2:44.36	101	3:38.41	101	4:32.02	101	5:25.45	101	6:19.01	101	7:12.52	101	8:06.36	101	9:00.37
0	57.74	101	1:51.16	101	2:44.58	0	3:39.11	0	4:32.79	0	5:26.68	0	6:21.51	15	7:13.16 *2	15	8:08.94 *2	84	9:04.19
101	57.75	0	1:51.77	0	2:45.56	84	3:39.49	84	4:33.09	84	5:26.78	84	6:21.52	84	7:15.80	84	8:09.75	0	9:04.27
84	59.07	84	1:52.45	84	2:45.88	5	3:42.58	5	4:37.96	5	5:32.86	5	6:27.49	0	7:15.92	0	8:09.91	15	9:05.31 *2
5	59.26	5	1:53.49	5	2:47.94	4	3:45.35	4	4:40.19	4	5:34.12	4	6:27.68	5	7:22.00	4	8:16.40	4	9:10.74
55	1:00.57	55	1:57.34	55	2:54.29	55	3:52.53	55	4:49.73	81	5:46.17	81	6:42.79	4	7:22.12	5	8:16.97	5	9:11.59
57	1:00.88	57	1:59.93	81	2:57.22	81	3:53.57	81	4:49.97	55	5:46.80	55	6:42.92	55	7:39.31	81	8:35.84	81	9:32.06
15	1:01.84	81	2:01.17	57	2:57.59	57	3:54.70	57	4:51.82	57	5:48.80	57	6:45.84	81	7:39.48	55	8:35.91	55	9:32.32
81	1:02.17	46	2:09.24	46	3:06.18	46	4:03.62	46	5:00.78	46	5:57.74	46	6:54.40	57	7:43.09	57	8:40.77	57	9:38.59
46	1:10.89			15	3:26.98 *1	15	4:24.05 *1	15	5:19.98 *1	15	6:17.25 *1			46	7:51.16	46	8:47.85	46	9:44.84

Lap Chart

Formula 125 Open & Formula 125 ICC - Race 3

Lap 11		Lap 12		Lap 13		Lap 14		Lap 15		Lap 16		Lap 17		Lap 18		Lap 19		Lap 20	
No	Time	No	Time	No	Time	No	Time	No	Time	No	Time	No	Time	No	Time	No	Time	No	Time
101	9:54.37	101	10:49.03	101	11:44.02	101	12:38.76	101	13:34.68										
15	10:01.53 *2	15	10:57.63 *2	15	11:53.22 *2	4	12:48.97	4	13:43.50										
84	10:01.88	4	11:00.08	4	11:54.60	5	12:50.79	5	13:46.32										
4	10:05.31	5	11:01.21	5	11:55.86	15	12:52.07 *2	15	13:50.28 *2										
5	10:06.43	55	11:26.28	81	12:23.11	81	13:19.28	81	14:16.75										
55	10:28.66	81	11:26.45	55	12:24.15	55	13:20.61	55	14:17.11										
81	10:28.93	57	11:34.72	57	12:32.85	57	13:30.85	57	14:28.70										
57	10:36.55	46	11:39.05	46	12:35.64	46	13:32.52	46	14:29.15										
46	10:41.89																		

Formula 125 Open & Formula 125 ICC

Race 6

ROW 8

--

--

ROW 7

2 James IRVINE

97 Dave DURANCE

ROW 6

25 Noel LINDSAY

14 Gary JAMES

ROW 5

84 Danny BUTLER

0 Lee MORGAN

ROW 4

46 Catherine FOSTER

15 Lee SMITH

ROW 3

55 Bruce CRAWLEY

57 Kevin GRAY

ROW 2

5 Ben WILLSHIRE


81 Mick NEWMAN

ROW 1

101 Danny EDWARDS(GP)

4 Louise COLIN

POLE





British Superkart Championships



Mallory Park - Sunday 6th September 2009

Formula 125 Open & Formula 125 ICC

Provisional Results Race 6

PI	No	CI	Name	Kart/Engine	Laps	Time	Behind	MPH	Best Lap on	MPH
1	101	12P	Danny EDWARDS(GP)	F1/TM	15	13:49.61		89.17	53.86	11 91.57
2	2	12P	James IRVINE	F1/Pavesi	15	13:50.48	0.87	89.08	53.46	4 92.26
3	5	12P	Ben WILLSHIRE	Anderson/SGM	15	13:50.96	1.35	89.03	54.45	4 90.58
4	4	12P	Louise COLIN	Anderson/Pavesi	15	14:11.06	21.45	86.93	55.33	3 89.14
5	46	12C	Catherine FOSTER	Energy/Pavesi	15	14:14.05	24.44	86.62	55.61	4 88.69
6	55	12C	Bruce CRAWLEY	Energy/TM	15	14:14.94	25.33	86.53	55.78	4 88.42
7	57	12C	Kevin GRAY	Energy/TM	15	14:15.03	25.42	86.52	56.26	6 87.66

Not-Classified

81	12P	Mick NEWMAN	F1/Pavesi	13	12:21.29	DNF	86.49	55.74	2 88.48
0	12P	Lee MORGAN	Raider/SGM	9	8:12.96	DNF	90.04	53.46	6 92.26
84	12P	Danny BUTLER	F1/TM	2	1:53.78	DNF	86.69	54.04	2 91.27
15	12P	Lee SMITH	Raider/Pavesi	1	1:02.95	DNF	78.35	1:01.26	1 80.51
25	12P	Noel LINDSAY	F1/Pavesi	1	1:03.80	DNF	77.30	1:01.88	1 79.70

Non-Starters

14	12P	Gary JAMES	F1/Pavesi							
97	12C	Dave DURANCE	Intrepid/Pavesi							

Fastest Lap

2	12P	James IRVINE	F1/Pavesi					53.46	4 92.26
0	12P	Lee MORGAN	Raider/SGM					53.46	6 92.26
46	12C	Catherine FOSTER	Energy/Pavesi					55.61	4 88.69

Start Time : 15:51

06 Sep 09 16:06

Clerk of Course :		Time Issued :		Chief Timekeeper : Terry Stevens
-------------------	--	---------------	--	----------------------------------

THESE RESULTS REMAIN PROVISIONAL FOR A MINIMUM OF 30 MINUTES FROM THE TIME OF ISSUE AND UNTIL ALL JUDICIAL AND TECHNICAL MATTERS HAVE BEEN SETTLED.

Results produced on HS Sports Timing and Results Systems by MSA Timekeepers

Lap Chart

Formula 125 Open & Formula 125 ICC - Race 6

Lap 1		Lap 2		Lap 3		Lap 4		Lap 5		Lap 6		Lap 7		Lap 8		Lap 9		Lap 10	
No	Time	No	Time	No	Time	No	Time	No	Time	No	Time	No	Time	No	Time	No	Time	No	Time
101	59.22	101	1:53.35	101	2:48.12	101	3:42.26	101	4:36.71	101	5:31.26	101	6:25.43	0	7:19.11	0	8:12.96	5	9:15.49
84	59.74	84	1:53.78	5	2:50.32	0	3:43.92	0	4:38.31	0	5:31.77	0	6:25.49	101	7:20.05	5	8:20.49	101	9:17.35
5	59.85	5	1:55.19	0	2:50.38	5	3:44.77	2	4:39.00	5	5:35.01	5	6:29.76	5	7:24.86	101	8:21.12	2	9:18.98
0	59.96	0	1:55.32	2	2:51.47	2	3:44.93	5	4:40.19	2	5:41.30	2	6:35.74	2	7:30.12	2	8:24.68	4	9:25.91
57	1:01.12	2	1:57.36	81	2:54.07	81	3:50.19	4	4:46.24	4	5:42.20	4	6:37.68	4	7:33.59	4	8:29.68	46	9:31.22
81	1:02.15	81	1:57.89	57	2:54.54	4	3:50.62	81	4:46.87	81	5:43.37	81	6:39.42	81	7:36.87	46	8:34.13	81	9:31.35
55	1:02.83	57	1:58.14	4	2:54.65	46	3:50.80	46	4:47.09	46	5:43.54	46	6:39.53	46	7:37.06	55	8:34.30	55	9:31.55
2	1:02.90	46	1:58.92	46	2:55.19	55	3:51.05	55	4:47.17	55	5:44.31	55	6:41.03	55	7:37.37	81	8:34.46	57	9:31.67
46	1:02.90	55	1:58.96	55	2:55.27	57	3:51.82	57	4:48.09	57	5:44.35	57	6:41.10	57	7:37.45	57	8:34.56		
15	1:02.95	4	1:59.32																
4	1:03.72																		
25	1:03.80																		

Lap Chart

Formula 125 Open & Formula 125 ICC - Race 6

Lap 11		Lap 12		Lap 13		Lap 14		Lap 15		Lap 16		Lap 17		Lap 18		Lap 19		Lap 20	
No	Time	No	Time	No	Time	No	Time	No	Time	No	Time	No	Time	No	Time	No	Time	No	Time
5	10:10.08	101	11:05.10	101	12:00.35	5	12:55.47	101	13:49.61										
101	10:11.21	5	11:05.24	5	12:00.64	101	12:55.52	2	13:50.48										
2	10:13.12	2	11:07.22	2	12:01.24	2	12:55.71	5	13:50.96										
4	10:22.68	4	11:20.35	4	12:17.82	4	13:15.09	4	14:11.06										
46	10:28.08	81	11:24.71	81	12:21.29	46	13:17.49	46	14:14.05										
81	10:28.23	55	11:25.13	57	12:21.48	55	13:18.49	55	14:14.94										
55	10:28.27	57	11:25.17	46	12:21.51	57	13:18.59	57	14:15.03										
57	10:28.37	46	11:25.27	55	12:21.72														