

VINTAGE SPORTS CAR CLUB

OULTON PARK

9th JUNE 2007

RESULTS BY



HS Sports Ltd
Unit 5, Radnor Park Industrial Estate
Congleton, Cheshire CW12 4XN
Tel. +44 (0)1260 275708
Fax +44 (0)1260 278352
www.hssports.co.uk



The Vintage Sports-Car Club

THE BROOKLANDS AND GODDARD TROPHIES RACE

RESULT - RACE 1

PI	No	CI	Name	Car	Laps	Time	Behind	MPH	Best Lap on	MPH Handicap
1	125		Paul MULLINS	ERA R7B	6	13:08.96		73.70	2:08.42	2 75.46
2	195		Tony SEBER	Wolseley Hornet Special	6	13:26.32	17.36	72.11	2:11.15	2 73.89
3	9		Tye POUNTNEY	Riley Special Sports	6	13:46.80	37.84	70.33	2:15.96	5 71.28
4	3		Mark PIERCY	MG R Type	6	13:47.87	38.91	70.24	2:16.33	2 71.09 9.89 *
5	188		Joseph SINGER	Bentley 3/8 2 STR Spl	6	13:56.19	47.23	69.54	2:17.32	2 70.57 12.27
6	16		Pete CANDY	Riley Falcon Spl The Rat	6	14:16.07	1:07.11	67.92	2:21.00	6 68.73 10.07
7	46		Roger SWEET	Franziss Special	6	14:20.71	1:11.75	67.56	2:20.83	5 68.81 15.73
8	193		Clive MORLEY	Bentley 3/4.5	6	14:23.07	1:14.11	67.37	2:21.65	2 68.42 13.17
9	118		Christopher WILLIAMS	Napier Bentley	6	14:23.18	1:14.22	67.36	2:20.78	3 68.84 18.50
10	136		Mike PRESTON	Bugatti 35B	6	14:52.45	1:43.49	65.15	2:24.37	2 67.13 26.23
11	8		Andrew HADFIELD	Wolseley Hornet	6	15:17.13	2:08.17	63.40	2:27.23	6 65.82 33.75
12	124		Mark BUTTERWORTH	Lagonda V12	6	15:19.90	2:10.94	63.21	2:29.46	5 64.84 23.14
13	189		Peter FLETCHER-JONES	Lagonda Rapier	5	13:09.76	1 Lap	61.36	2:32.35	2 63.61 28.01
14	28		Robin EVERALL	Alvis 12/70 Special Sports	5	13:12.48	1 Lap	61.14	2:35.38	5 62.37 15.58
15	27		Toby HEELIS	Delage D6-75 TT Replica	5	13:13.51	1 Lap	61.07	2:34.34	2 62.79 21.81
16	138		Edward MULLINS	MG K Special	5	13:38.77	1 Lap	59.18	2:33.38	4 63.18 51.87
17	45		Mark BRETT	Ballamy-Ford (LMB) V8 Sp	5	13:49.38	1 Lap	58.42	2:41.16	4 60.13 23.58
Not-Classified										
	14		Robert BEEBEE	Frazer Nash TT Rep	2	5:01.00	DNF	64.39	2:25.41	2 66.65
	11		Justin MAEERS	GN Parker	1	3:05.50	DNF	52.24		0 0.00
	21		Tim BROWN	Riley Sprite	0		Starter			
	232		Ian LANDY	White Riley	0		Starter			

Fastest Lap

125 Paul MULLINS ERA R7B 2:08.42 2 75.46

Start Time : 13:21

Oulton Park

09 Jun 07 13:38

Clerk of Course:

Time Issued:

Chief Timekeeper:

THESE RESULTS REMAIN PROVISIONAL FOR A MINIMUM OF 30 MINUTES FROM THE TIME OF ISSUE

HS Sports Timing and Results Systems - Results and Lap Times at www.hssports.co.uk

RACE GRID

THE BROOKLANDS AND GODDARD TROPHIES RACE

RACE 1

ROW 12		8 Andrew HADFIELD	
ROW 11	45 02:41.650 Mark BRETT		189 02:43.490 Peter FLETCHER-JONES
ROW 10		28 02:36.230 Robin EVERALL	27 02:37.600 Toby HEELIS
ROW 9	124 02:29.560 Mark BUTTERWORTH		138 02:32.970 Edward MULLINS
ROW 8		136 02:27.830 Mike PRESTON	11 02:29.480 Justin MAEERS
ROW 7	14 02:25.250 Robert BEEBEE		118 02:26.940 Christopher WILLIAMS
ROW 6		46 02:24.540 Roger SWEET	21 02:25.010 Tim BROWN
ROW 5	12 02:23.560 Duncan PITTAWAY		16 02:24.360 Pete CANDY
ROW 4		188 02:19.050 Joseph SINGER	193 02:19.880 Clive MORLEY
ROW 3	232 02:17.860 Ian LANDY		9 02:19.030 Tye POUNTNEY
ROW 2		4 02:15.840 Anne TEMPLETON	3 02:16.710 Mark PIERCY
ROW 1	125 02:08.280 Paul MULLINS		195 02:14.850 Tony SEBER

POLE

THE BROOKLANDS AND GODDARD TROPHIES RACE

LAP TIMES - RACE 1

3	Mark PIERCY										
	Lap	1	2	3	4	5	6	7	8	9	10
	1	2:22.16	2:16.33	2:18.31	2:17.20	2:16.84	2:17.03				
8	Andrew HADFIELD										
	Lap	1	2	3	4	5	6	7	8	9	10
	1	2:48.80	2:29.10	2:30.42	2:31.68	2:29.90	2:27.23				
9	Tye POUNTNEY										
	Lap	1	2	3	4	5	6	7	8	9	10
	1	2:23.32	2:17.41	2:16.81	2:16.83	2:15.96	2:16.47				
11	Justin MAEERS										
	Lap	1	2	3	4	5	6	7	8	9	10
	1	3:05.50									
14	Robert BEEBEE										
	Lap	1	2	3	4	5	6	7	8	9	10
	1	2:35.59	2:25.41								
16	Pete CANDY										
	Lap	1	2	3	4	5	6	7	8	9	10
	1	2:29.38	2:21.21	2:21.27	2:21.28	2:21.93	2:21.00				
27	Toby HEELIS										
	Lap	1	2	3	4	5	6	7	8	9	10
	1	2:52.25	2:34.34	2:35.48	2:35.38	2:36.06					
28	Robin EVERALL										
	Lap	1	2	3	4	5	6	7	8	9	10
	1	2:49.06	2:36.05	2:35.70	2:36.29	2:35.38					
45	Mark BRETT										
	Lap	1	2	3	4	5	6	7	8	9	10
	1	2:51.67	2:43.12	2:42.84	2:41.16	2:50.59					
46	Roger SWEET										
	Lap	1	2	3	4	5	6	7	8	9	10
	1	2:31.00	2:23.91	2:22.86	2:21.27	2:20.83	2:20.84				
118	Christopher WILLIAMS										
	Lap	1	2	3	4	5	6	7	8	9	10
	1	2:35.19	2:22.75	2:20.78	2:21.34	2:21.81	2:21.31				
124	Mark BUTTERWORTH										
	Lap	1	2	3	4	5	6	7	8	9	10
	1	2:45.73	2:30.47	2:32.19	2:31.74	2:29.46	2:30.31				
125	Paul MULLINS										
	Lap	1	2	3	4	5	6	7	8	9	10
	1	2:13.95	2:08.42	2:10.04	2:10.18	2:11.24	2:15.13				

136 Mike PRESTON

Lap	1	2	3	4	5	6	7	8	9	10
1	2:39.04	2:24.37	2:24.57	2:26.45	2:28.80	2:29.22				

138 Edward MULLINS

Lap	1	2	3	4	5	6	7	8	9	10
1	3:20.04	2:35.21	2:35.53	2:33.38	2:34.61					

188 Joseph SINGER

Lap	1	2	3	4	5	6	7	8	9	10
1	2:23.97	2:17.32	2:18.65	2:17.95	2:18.92	2:19.38				

189 Peter FLETCHER-JONES

Lap	1	2	3	4	5	6	7	8	9	10
1	2:45.50	2:32.35	2:34.56	2:38.98	2:38.37					

193 Clive MORLEY

Lap	1	2	3	4	5	6	7	8	9	10
1	2:30.29	2:21.65	2:22.65	2:22.23	2:23.05	2:23.20				

195 Tony SEBER

Lap	1	2	3	4	5	6	7	8	9	10
1	2:18.09	2:11.15	2:13.05	2:11.77	2:12.50	2:19.76				

Lap Chart

THE BROOKLANDS AND GODDARD TROPHIES RACE - RACE 1

Lap 1		Lap 2		Lap 3		Lap 4		Lap 5		Lap 6		Lap 7		Lap 8		Lap 9		Lap 10	
No	Time	No	Time	No	Time	No	Time	No	Time	No	Time	No	Time	No	Time	No	Time	No	Time
125	2:13.95	125	4:22.37	125	6:32.41	125	8:42.59	125	10:53.83	125	13:08.96								
195	2:18.09	195	4:29.24	195	6:42.29	195	8:54.06	45	10:58.79 *1	189	13:09.76 *1								
3	2:22.16	3	4:38.49	3	6:56.80	3	9:14.00	138	11:04.16 *1	28	13:12.48 *1								
9	2:23.32	9	4:40.73	9	6:57.54	9	9:14.37	195	11:06.56	27	13:13.51 *1								
188	2:23.97	188	4:41.29	188	6:59.94	188	9:17.89	9	11:30.33	195	13:26.32								
16	2:29.38	16	4:50.59	16	7:11.86	16	9:33.14	3	11:30.84	138	13:38.77 *1								
193	2:30.29	193	4:51.94	193	7:14.59	193	9:36.82	188	11:36.81	9	13:46.80								
46	2:31.00	46	4:54.91	46	7:17.77	46	9:39.04	16	11:55.07	3	13:47.87								
118	2:35.19	118	4:57.94	118	7:18.72	118	9:40.06	193	11:59.87	45	13:49.38 *1								
14	2:35.59	14	5:01.00	136	7:27.98	136	9:54.43	46	11:59.87	188	13:56.19								
136	2:39.04	136	5:03.41	8	7:48.32	8	10:20.00	118	12:01.87	16	14:16.07								
189	2:45.50	124	5:16.20	124	7:48.39	124	10:20.13	136	12:23.23	46	14:20.71								
124	2:45.73	189	5:17.85	189	7:52.41	189	10:31.39	124	12:49.59	193	14:23.07								
8	2:48.80	8	5:17.90	28	8:00.81	28	10:37.10	8	12:49.90	118	14:23.18								
28	2:49.06	28	5:25.11	27	8:02.07	27	10:37.45			136	14:52.45								
45	2:51.67	27	5:26.59	45	8:17.63					8	15:17.13								
27	2:52.25	45	5:34.79	138	8:30.78					124	15:19.90								
11	3:05.50	138	5:55.25																
138	3:20.04																		



The Vintage Sports-Car Club

PRE-WAR HANDICAP RACE

RESULT - RACE 2

PI	No	CI	Name	Car	Laps	Time	Behind	MPH	Best Lap on	MPH
1	60		John DUGGLEBY	Riley Special	5	14:10.19		59.81	2:36.89	5 61.77
2	44		Nicholas HINE	Lagonda LG45	5	14:14.25	4.06	64.67	2:32.70	2 63.47
3	70		Timothy DUTTON	Ford A	5	14:34.02	23.83	55.44	2:54.30	4 55.60
4	64		Robert TOWELL	Morgan Aero	5	14:34.03	23.84	57.07	2:46.23	5 58.30
5	87		Peter COBB	Frazer Nash Super Sports	5	14:38.53	28.34	68.13	2:18.41	3 70.02
6	69		Mike HOLT	Brasier Voiture de Course	5	14:41.34	31.15	55.61	2:53.62	2 55.82
7	178		Steve WHITE	Riley 12/4 Special	5	14:41.40	31.21	56.25	2:48.40	3 57.55
8	67		Leonard LORD	Riley Falcon	5	14:46.07	35.88	55.31	2:53.36	2 55.90
9	65		Noel RUNNELS-MOSS	Vauxhall 30-98 Velox	5	14:53.32	43.13	55.80	2:49.20	3 57.28
10	66		Cyril HANCOCK	Fiat New Balilla	5	14:54.36	44.17	55.42	2:51.35	3 56.56
11	61		Norman PEMBERTON	Talbot 95/105 Sports Spl	5	14:56.11	45.92	56.60	2:46.81	3 58.10
12	49		Jeffrey EDWARDS	Alvis Sports Special	5	14:56.35	46.16	58.29	2:43.73	4 59.19
13	234		Rodney SEBER	MG PA	5	14:56.65	46.46	60.07	2:41.16	4 60.13
14	59		Jamie QUARTERMAINE	Vauxhall Quartermaine Sp	5	14:58.78	48.59	56.42	2:46.46	3 58.22
15	41		Nick HAYWARD-COOK	Austin 7 Monoposto	5	15:00.09	49.90	59.09	2:39.43	3 60.79
16	79		BRIGHTMAN / WARDLE	Riley Special	5	15:01.19	51.00	53.77	2:48.57	5 57.49
17	52		Peter PLANT	Wolseley Hornet Special	5	15:03.71	53.52	56.76	2:44.77	4 58.82
18	55		Chris GUEST	Bentley 4.5 Le Mans	5	15:06.90	56.71	56.55	2:46.67	3 58.15
19	85		Trevor SWETE	Invicta S Type	5	15:16.08	1:05.89	57.96	2:40.86	4 60.25
20	90		Peter FLOOD	MG PB "Cream Cracker"	5	15:16.95	1:06.76	52.84	2:52.06	4 56.32
21	43		Nicholas POWELL	Austin 7 Special	5	15:17.30	1:07.11	57.87	2:38.42	3 61.17
22	29		David ASPLIN	Austin 7 Ulster Rep	5	15:47.50	1:37.31	57.51	2:50.60	2 56.81
23	68		Michael NEW	Riley 9 Special	5	15:53.17	1:42.98	51.38	3:07.50	5 51.69
24	81		Duncan ARTHURS	Bentley 3 Litre Speed Mod	5	15:54.10	1:43.91	50.79	3:10.02	4 51.00
25	42		John SKEAVINGTON	Austin Ulster Replica	5	15:55.24	1:45.05	55.36	2:50.34	5 56.89
26	92		Tristan LAST	M.G N Type	5	15:57.39	1:47.20	56.85	2:48.69	5 57.45

Not-Classified

71	Tim FLETCHER	Alvis SD 12/50 Beetle Bac	4	11:09.68	DNF	51.49	3:09.93	3 51.03
56	Julian BROWNRIDGE	Wolseley Hornet Special 2	4	11:51.93	DNF	58.56	2:44.58	3 58.88
40	Leslie MURRAY	Bugatti T35B	3	10:25.71	DNF	53.28	2:45.73	2 58.48
38	Andrew KELLOCK	Riley Special	2	6:43.63	DNF	61.80	2:40.75	2 60.29

Fastest Lap

87	Peter COBB	Frazer Nash Super Spo					2:18.41	3 70.02
----	------------	-----------------------	--	--	--	--	---------	---------

CARS 41, 42, 43 & 85 - TIME INCLUDES A 25 SECOND JUMP START PENALTY

Start Time : 13:54

Oulton Park

09 Jun 07 14:17

Clerk of Course:

Time Issued:

Chief Timekeeper:

THESE RESULTS REMAIN PROVISIONAL FOR A MINIMUM OF 30 MINUTES FROM THE TIME OF ISSUE

HS Sports Timing and Results Systems - Results and Lap Times at www.hssports.co.uk

PRE-WAR HANDICAP RACE

LAP TIMES - RACE 2

29	David ASPLIN										
	Lap	1	2	3	4	5	6	7	8	9	10
	1	4:17.33	2:50.60	2:53.65	2:52.90	2:53.02					
38	Andrew KELLOCK										
	Lap	1	2	3	4	5	6	7	8	9	10
	1	4:02.88	2:40.75								
40	Leslie MURRAY										
	Lap	1	2	3	4	5	6	7	8	9	10
	1	3:54.11	2:45.73	3:45.87							
41	Nick HAYWARD-COOK										
	Lap	1	2	3	4	5	6	7	8	9	10
	1	3:51.97	2:41.45	2:39.43	2:42.73	2:39.51					
42	John SKEAVINGTON										
	Lap	1	2	3	4	5	6	7	8	9	10
	1	4:02.39	2:51.58	2:54.11	2:51.82	2:50.34					
43	Nicholas POWELL										
	Lap	1	2	3	4	5	6	7	8	9	10
	1	3:51.66	2:42.50	2:38.42	2:49.28	2:50.44					
44	Nicholas HINE										
	Lap	1	2	3	4	5	6	7	8	9	10
	1	4:00.26	2:32.70	2:32.71	2:33.06	2:35.52					
49	Jeffrey EDWARDS										
	Lap	1	2	3	4	5	6	7	8	9	10
	1	3:51.30	2:47.13	2:46.56	2:43.73	2:47.63					
52	Peter PLANT										
	Lap	1	2	3	4	5	6	7	8	9	10
	1	3:42.39	2:51.04	2:59.43	2:44.77	2:46.08					
55	Chris GUEST										
	Lap	1	2	3	4	5	6	7	8	9	10
	1	3:38.03	2:47.53	2:46.67	2:46.67	3:08.00					
56	Julian BROWNRIDGE										
	Lap	1	2	3	4	5	6	7	8	9	10
	1	3:36.03	2:45.08	2:44.58	2:46.24						
59	Jamie QUARTERMAINE										
	Lap	1	2	3	4	5	6	7	8	9	10
	1	3:29.36	2:50.21	2:46.46	2:52.60	3:00.15					
60	John DUGGLEBY										
	Lap	1	2	3	4	5	6	7	8	9	10
	1	3:19.94	2:50.70	2:44.87	2:37.79	2:36.89					

61	Norman PEMBERTON										
	Lap	1	2	3	4	5	6	7	8	9	10
	1	3:28.33	2:49.13	2:46.81	2:53.64	2:58.20					
64	Robert TOWELL										
	Lap	1	2	3	4	5	6	7	8	9	10
	1	3:12.87	2:55.70	2:46.32	2:52.91	2:46.23					
65	Noel RUNNELS-MOSS										
	Lap	1	2	3	4	5	6	7	8	9	10
	1	3:17.33	2:57.32	2:49.20	2:53.08	2:56.39					
66	Cyril HANCOCK										
	Lap	1	2	3	4	5	6	7	8	9	10
	1	3:11.83	2:58.78	2:51.35	2:55.32	2:57.08					
67	Leonard LORD										
	Lap	1	2	3	4	5	6	7	8	9	10
	1	3:03.15	2:53.36	2:55.84	2:57.58	2:56.14					
68	Michael NEW										
	Lap	1	2	3	4	5	6	7	8	9	10
	1	3:16.61	3:07.67	3:09.91	3:11.48	3:07.50					
69	Mike HOLT										
	Lap	1	2	3	4	5	6	7	8	9	10
	1	3:02.91	2:53.62	2:55.03	2:55.71	2:54.07					
70	Timothy DUTTON										
	Lap	1	2	3	4	5	6	7	8	9	10
	1	2:53.15	2:56.26	2:55.45	2:54.30	2:54.86					
71	Tim FLETCHER										
	Lap	1	2	3	4	5	6	7	8	9	10
	1		4:46.52	3:13.23	3:09.93						
79	BRIGHTMAN / WARDLE										
	Lap	1	2	3	4	5	6	7	8	9	10
	1	3:41.66	2:49.72	2:51.58	2:49.66	2:48.57					
81	Duncan ARTHURS										
	Lap	1	2	3	4	5	6	7	8	9	10
	1	3:10.03	3:11.53	3:11.44	3:10.02	3:11.08					
85	Trevor SWETE										
	Lap	1	2	3	4	5	6	7	8	9	10
	1	3:52.17	2:43.49	2:43.37	2:40.86	2:51.19					
87	Peter COBB										
	Lap	1	2	3	4	5	6	7	8	9	10
	1	2:19.35	2:18.41	2:22.90	2:22.84	2:29.70					
90	Peter FLOOD										
	Lap	1	2	3	4	5	6	7	8	9	10
	1	3:45.64	2:52.84	2:52.69	2:52.06	2:53.72					

92	Tristan LAST										
	Lap	1	2	3	4	5	6	7	8	9	10
	1	4:33.30	2:53.52	2:52.57	2:49.31	2:48.69					

178	Steve WHITE										
	Lap	1	2	3	4	5	6	7	8	9	10
	1	3:11.38	2:54.75	2:48.40	2:53.28	2:53.59					

234	Rodney SEBER										
	Lap	1	2	3	4	5	6	7	8	9	10
	1	4:06.42	2:41.78	2:43.12	2:41.16	2:44.17					

Lap Chart

PRE-WAR HANDICAP RACE - RACE 2

Lap 1		Lap 2		Lap 3		Lap 4		Lap 5		Lap 6		Lap 7		Lap 8		Lap 9		Lap 10			
No	Time	No	Time	No	Time	No	Time	No	Time	No	Time	No	Time	No	Time	No	Time	No	Time		
70	2:53.15	71	4:46.52	71	7:59.75	71	11:09.68	60	14:10.19												
69	3:02.91	87	5:04.68 *1	70	8:44.86	60	11:33.30	44	14:14.25												
67	3:03.15	70	5:49.41	69	8:51.56	44	11:38.73	70	14:34.02												
81	3:10.03	67	5:56.51	67	8:52.35	70	11:39.16	64	14:34.03												
178	3:11.38	69	5:56.53	178	8:54.53	69	11:47.27	87	14:38.53												
66	3:11.83	178	6:06.13	64	8:54.89	64	11:47.80	69	14:41.34												
64	3:12.87	64	6:08.57	60	8:55.51	178	11:47.81	178	14:41.40												
68	3:16.61	66	6:10.61	66	9:01.96	67	11:49.93	67	14:46.07												
65	3:17.33	60	6:10.64	65	9:03.85	56	11:51.93	65	14:53.32												
60	3:19.94	65	6:14.65	61	9:04.27	41	11:55.58	66	14:54.36												
61	3:28.33	61	6:17.46	44	9:05.67	65	11:56.93	61	14:56.11												
59	3:29.36	59	6:19.57	56	9:05.69	66	11:57.28	49	14:56.35												
56	3:36.03	56	6:21.11	59	9:06.03	61	11:57.91	234	14:56.65												
55	3:38.03	81	6:21.56	55	9:12.23	59	11:58.63	59	14:58.78												
79	3:41.66	68	6:24.28	43	9:12.58	55	11:58.90	41	15:00.09												
52	3:42.39	55	6:25.56	41	9:12.85	85	11:59.89	79	15:01.19												
90	3:45.64	79	6:31.38	85	9:19.03	43	12:01.86	52	15:03.71												
49	3:51.30	44	6:32.96	79	9:22.96	49	12:08.72	55	15:06.90												
43	3:51.66	41	6:33.42	49	9:24.99	87	12:08.83	85	15:16.08												
41	3:51.97	52	6:33.43	90	9:31.17	234	12:12.48	90	15:16.95												
85	3:52.17	43	6:34.16	234	9:31.32	79	12:12.62	43	15:17.30												
40	3:54.11	85	6:35.66	52	9:32.86	52	12:17.63	29	15:47.50												
44	4:00.26	49	6:38.43	81	9:33.00	90	12:23.23	68	15:53.17												
42	4:02.39	90	6:38.48	68	9:34.19	42	12:39.90	81	15:54.10												
38	4:02.88	40	6:39.84	87	9:45.99	81	12:43.02	42	15:55.24												
234	4:06.42	38	6:43.63	42	9:48.08	68	12:45.67	92	15:57.39												
29	4:17.33	234	6:48.20	29	10:01.58	29	12:54.48														
92	4:33.30	42	6:53.97	92	10:19.39	92	13:08.70														
		29	7:07.93	40	10:25.71																
		87	7:23.09																		
		92	7:26.82																		



The Vintage Sports-Car Club

THE HAWTHORN SPANISH AND MEMORIAL TROPHIES RACE

RESULT - RACE 3

PI	No	CI	Name	Car	Laps	Time	Behind	MPH	Best Lap on	MPH Handicap
1	120	m	Stuart HARPER	Kurtis liny-Roadster	10	20:55.06		77.22	2:02.92	3 78.84
2	133	s	Duncan RICKETTS	ERA R4D	10	20:59.72	4.66	76.93	2:03.64	7 78.38
3	134	m	Hubert FABRI	Aston Martin DBR 4/4	10	21:28.71	33.65	75.20	2:06.93	8 76.35
4	110	m	David WENMAN	Maserati 250F	10	21:30.13	35.07	75.12	2:06.07	7 76.87 29.43
5	129	s	John URE	ERA AJM 1	10	21:30.50	35.44	75.10	2:07.22	9 76.18 18.30 *
6	115	m	Patrick WALKER	Cooper Bristol	10	21:41.39	46.33	74.47	2:07.94	6 75.75 21.99
7	108	m	Antony WOOD	Cooper Bristol F2	10	21:48.23	53.17	74.08	2:06.76	8 76.45 40.63
8	140	m	Adrian VAN DER KROFT	HWM F2/GP	10	21:55.50	1:00.44	73.67	2:08.93	10 75.17 26.20
9	112	m	Harvey SYKES	Cooper T43	10	21:55.72	1:00.66	73.66	2:08.56	5 75.38 30.12
10	125	s	Paul MULLINS	ERA R7B	10	21:59.70	1:04.64	73.43	2:08.10	4 75.65 38.70
11	201	m	Graham BURROWS	Cooper Bristol Mk2	10	22:21.32	1:26.26	72.25	2:11.54	4 73.67 25.92
12	73	s	Paul JAYE	ALTA 2 Litre	10	22:36.77	1:41.71	71.43	2:12.96	9 72.89 27.17
13	126	m	Scotty TAYLOR	Cooper T45	10	22:44.71	1:49.65	71.01	2:13.80	8 72.43 26.71
14	19	s	Geraint LEWIS	Frazer Nash Sng Seat GP	9	21:39.46	1 Lap	67.12	2:21.83	6 68.33 22.99
15	137	m	David CLEWLEY	Cooper ALTA Special	9	21:45.77	1 Lap	66.80	2:22.82	8 67.86 20.39
16	130	m	Peter MANN	Cooper Bristol T24	7	21:11.10	3 Laps	53.37	2:26.05	5 66.36 248.75

Not-Classified

1	s	Robert COBDEN	Riley Falcon Special	6	13:03.85	DNF	74.18	2:07.98	6	75.72
128	s	Stephen DAVIE	Riley Dobbs S/S	2	5:12.05	DNF	62.11	2:42.12	2	59.78

Fastest Lap

120	m	Stuart HARPER	Kurtis liny-Roadster					2:02.92	3	78.84
133	s	Duncan RICKETTS	ERA R4D					2:03.64	7	78.38

Start Time : 14:23

Oulton Park

09 Jun 07 14:52

Clerk of Course:

Time Issued:


Chief Timekeeper:

THESE RESULTS REMAIN PROVISIONAL FOR A MINIMUM OF 30 MINUTES FROM THE TIME OF ISSUE

HS Sports Timing and Results Systems - Results and Lap Times at www.hssports.co.uk




RACE GRID



THE HAWTHORN SPANISH AND MEMORIAL TROPHIES RACE

RACE 3

ROW 10	128 03:05.390 Stephen DAVIE	
ROW 9	137 02:28.210 David CLEWLEY	130 02:30.060 Peter MANN
ROW 8	73 02:18.080 Paul JAYE	19 02:25.460 Geraint LEWIS
ROW 7	126 02:15.440 Scotty TAYLOR	232 02:17.860 Ian LANDY
ROW 6	201 02:11.060 Graham BURROWS	140 02:12.120 Adrian VAN DER KROFT
ROW 5	134 02:08.920 Hubert FABRI	115 02:09.360 Patrick WALKER
ROW 4	125 02:08.280 Paul MULLINS	110 02:08.670 David WENMAN
ROW 3	108 02:07.800 Antony WOOD	1 02:07.980 Robert COBDEN
ROW 2	120 02:06.420 Stuart HARPER	129 02:07.030 John URE
ROW 1	112 02:05.390 Harvey SYKES	133 02:05.470 Duncan RICKETTS
POLE		
		

THE HAWTHORN SPANISH AND MEMORIAL TROPHIES RACE

LAP TIMES - RACE 3

1	Robert COBDEN										
	Lap	1	2	3	4	5	6	7	8	9	10
	1	2:16.75	2:08.82	2:10.77	2:09.70	2:09.83	2:07.98				
19	Geraint LEWIS										
	Lap	1	2	3	4	5	6	7	8	9	10
	1	2:35.82	2:25.69	2:22.81	2:22.91	2:22.74	2:21.83	2:22.84	2:22.03	2:22.79	
73	Paul JAYE										
	Lap	1	2	3	4	5	6	7	8	9	10
	1	2:26.68	2:14.42	2:16.36	2:14.25	2:14.22	2:14.52	2:15.13	2:13.91	2:12.96	2:14.32
108	Antony WOOD										
	Lap	1	2	3	4	5	6	7	8	9	10
	1	2:21.20	2:09.60	2:09.59	2:07.60	2:08.90	2:08.73	2:13.10	2:06.76	2:07.63	2:15.12
110	David WENMAN										
	Lap	1	2	3	4	5	6	7	8	9	10
	1	2:17.24	2:09.61	2:08.38	2:09.16	2:07.67	2:09.71	2:06.07	2:06.75	2:06.70	2:08.84
112	Harvey SYKES										
	Lap	1	2	3	4	5	6	7	8	9	10
	1	2:23.04	2:10.08	2:10.08	2:08.59	2:10.96	2:08.56	2:10.95	2:09.16	2:12.08	2:12.23
115	Patrick WALKER										
	Lap	1	2	3	4	5	6	7	8	9	10
	1	2:19.49	2:10.19	2:09.07	2:08.86	2:08.90	2:07.94	2:09.00	2:09.10	2:09.78	2:09.06
120	Stuart HARPER										
	Lap	1	2	3	4	5	6	7	8	9	10
	1	2:16.86	2:03.92	2:02.92	2:05.92	2:03.46	2:03.95	2:05.18	2:04.42	2:03.40	2:05.03
125	Paul MULLINS										
	Lap	1	2	3	4	5	6	7	8	9	10
	1	2:17.12	2:09.56	2:08.17	2:08.10	2:08.78	2:09.92	2:11.90	2:11.50	2:21.18	2:13.47
126	Scotty TAYLOR										
	Lap	1	2	3	4	5	6	7	8	9	10
	1	2:29.33	2:14.35	2:14.62	2:14.39	2:13.87	2:14.49	2:15.37	2:13.80	2:14.79	2:19.70
128	Stephen DAVIE										
	Lap	1	2	3	4	5	6	7	8	9	10
	1	2:29.93	2:42.12								
129	John URE										
	Lap	1	2	3	4	5	6	7	8	9	10
	1	2:15.20	2:08.63	2:07.30	2:09.14	2:08.56	2:08.46	2:08.50	2:07.94	2:07.22	2:09.55
130	Peter MANN										
	Lap	1	2	3	4	5	6	7	8	9	10
	1	3:10.26	5:38.82	2:29.85	2:28.29	2:26.05	2:26.37	2:31.46			

133 Duncan RICKETTS

Lap	1	2	3	4	5	6	7	8	9	10
1	2:11.49	2:07.45	2:04.46	2:06.39	2:06.03	2:04.57	2:03.64	2:05.14	2:04.64	2:05.91

134 Hubert FABRI

Lap	1	2	3	4	5	6	7	8	9	10
1	2:18.19	2:09.87	2:08.58	2:08.60	2:07.38	2:07.32	2:07.23	2:06.93	2:07.13	2:07.48

137 David CLEWLEY

Lap	1	2	3	4	5	6	7	8	9	10
1	2:37.19	2:25.04	2:23.97	2:23.15	2:23.27	2:23.36	2:24.12	2:22.82	2:22.85	

140 Adrian VAN DER KROFT

Lap	1	2	3	4	5	6	7	8	9	10
1	2:22.33	2:12.22	2:10.62	2:10.68	2:10.56	2:10.00	2:10.14	2:09.23	2:10.79	2:08.93

201 Graham BURROWS

Lap	1	2	3	4	5	6	7	8	9	10
1	2:23.98	2:12.20	2:12.78	2:11.54	2:12.51	2:11.90	2:15.32	2:14.93	2:13.44	2:12.72

Lap Chart

THE HAWTHORN SPANISH AND MEMORIAL TROPHIES RACE - RACE 3

Lap 1		Lap 2		Lap 3		Lap 4		Lap 5		Lap 6		Lap 7		Lap 8		Lap 9		Lap 10	
No	Time	No	Time	No	Time	No	Time	No	Time	No	Time	No	Time	No	Time	No	Time	No	Time
133	2:11.49	133	4:18.94	133	6:23.40	120	8:29.62	120	10:33.08	120	12:37.03	120	14:42.21	120	16:46.63	120	18:50.03	120	20:55.06
129	2:15.20	120	4:20.78	120	6:23.70	133	8:29.79	133	10:35.82	133	12:40.39	133	14:44.03	133	16:49.17	133	18:53.81	133	20:59.72
1	2:16.75	129	4:23.83	129	6:31.13	129	8:40.27	129	10:48.83	129	12:57.29	129	15:05.79	19	16:54.64 *1	19	19:16.67 *1	130	21:11.10 *3
120	2:16.86	1	4:25.57	125	6:34.85	125	8:42.95	125	10:51.73	134	12:59.94	134	15:07.17	137	17:00.10 *1	129	19:20.95	134	21:28.71
125	2:17.12	125	4:26.68	110	6:35.23	110	8:44.39	110	10:52.06	125	13:01.65	110	15:07.84	129	17:13.73	134	19:21.23	110	21:30.13
110	2:17.24	110	4:26.85	1	6:36.34	134	8:45.24	134	10:52.62	110	13:01.77	115	15:13.45	134	17:14.10	110	19:21.29	129	21:30.50
134	2:18.19	134	4:28.06	134	6:36.64	1	8:46.04	1	10:55.87	1	13:03.85	125	15:13.55	110	17:14.59	137	19:22.92 *1	19	21:39.46 *1
115	2:19.49	115	4:29.68	115	6:38.75	115	8:47.61	115	10:56.51	115	13:04.45	108	15:18.72	115	17:22.55	115	19:32.33	115	21:41.39
108	2:21.20	108	4:30.80	108	6:40.39	108	8:47.99	108	10:56.89	108	13:05.62	112	15:22.25	125	17:25.05	108	19:33.11	137	21:45.77 *1
140	2:22.33	112	4:33.12	112	6:43.19	130	8:49.08 *2	112	11:02.74	112	13:11.30	140	15:26.55	108	17:25.48	112	19:43.49	108	21:48.23
112	2:23.04	140	4:34.55	140	6:45.17	112	8:51.78	140	11:06.41	140	13:16.41	201	15:40.23	112	17:31.41	125	19:46.23	140	21:55.50
201	2:23.98	201	4:36.18	201	6:48.96	140	8:55.85	201	11:13.01	201	13:24.91	73	15:55.58	140	17:35.78	140	19:46.57	112	21:55.72
73	2:26.68	73	4:41.10	73	6:57.46	201	9:00.50	130	11:18.93 *2	73	13:40.45	126	15:56.42	201	17:55.16	201	20:08.60	125	21:59.70
126	2:29.33	126	4:43.68	126	6:58.30	73	9:11.71	73	11:25.93	126	13:41.05	130	16:13.27 *2	73	18:09.49	73	20:22.45	201	22:21.32
128	2:29.93	19	5:01.51	19	7:24.32	126	9:12.69	126	11:26.56	130	13:47.22 *2	126	18:10.22	126	20:25.01	126	20:25.01	73	22:36.77
19	2:35.82	137	5:02.23	137	7:26.20	19	9:47.23	19	12:09.97	19	14:31.80	130	18:39.64 *2	130	18:39.64 *2	130	18:39.64 *2	126	22:44.71
137	2:37.19	128	5:12.05			137	9:49.35	137	12:12.62	137	14:35.98								
130	3:10.26																		



The Vintage Sports-Car Club

BILL PHILLIPS TROPHY RACE

RESULT - RACE 4

PI	No	CI	Name	Car	Laps	Time	Behind	MPH	Best Lap on	MPH
1	77		BRONSON / CANNELL	Riley Blue Streak	18	43:33.02		66.76	2:18.91	11 69.77
2	7		MAHANY / BAXTER	HRG Le Mans Special	17	42:42.03	1 Lap	64.30	2:24.19	12 67.21
3	25		David PRYKE	Riley 12/4 TT Sprite Rep	17	43:28.14	1 Lap	63.17	2:27.23	8 65.82
4	98		WATERSON / LEIGH	Lagonda Rapier	17	43:58.20	1 Lap	62.45	2:23.88	14 67.36
5	80		REDMOND / GOODE	SS 100	17	44:05.89	1 Lap	62.27	2:29.78	15 64.70
6	23		FENICHEL / FRANKEL	MG K Special	16	43:00.21	2 Laps	60.10	2:31.89	4 63.80
7	82		BLAKENEY-EDWARDS / WATERFIELD	Frazer Nash Super Sports	16	44:12.22	2 Laps	58.46	2:39.45	8 60.78
8	91		GIBSON / CARR	Singer B37 Sports	16	44:18.82	2 Laps	58.32	2:32.42	4 63.58
9	85		Trevor SWETE	Invicta S Type	15	42:40.12	3 Laps	56.78	2:38.62	2 61.10
10	94		ORMOND-SMITH / ORMOND- SMITH	Bentley VDP Le Mans	15	43:29.59	3 Laps	55.71	2:37.18	2 61.66
11	55		GUEST / STRICKLAND	Bentley 4.5 Le Mans	15	43:39.93	3 Laps	55.49	2:46.46	11 58.22
12	83		JOHNSON / JOHNSON	Frazer Nash Colmore 2Str	15	44:02.28	3 Laps	55.02	2:46.74	7 58.12
13	75		ARTHURS / BROWN	Invicta Sports Tourer	15	44:44.23	3 Laps	54.16	2:53.00	4 56.02
14	96		SINGER / SINGER	MG Midget	13	42:11.69	5 Laps	49.76	3:02.62	13 53.07
Not-Classified										
	92		LAST / LAST	MG N Type	14	42:05.13	DNF	53.73	2:38.07	3 61.31
	86		BIRLEY / BIRNAGE	Austin 7 Ulster	11	36:06.63	DNF	49.20	2:53.28	3 55.93
	90		FLOOD / FRANKEL	MG PB Cream Cracker	5	14:41.23	DNF	54.99	2:50.49	2 56.84
	35		Martin OVERINGTON	Bentley Blower 4 1/2	5	15:14.42	DNF	52.99	2:55.74	3 55.15
	79		BRIGHTMAN / WARDLE	Riley Special	3	8:45.14	DNF	55.36	2:49.99	3 57.01
	187		Jonathan COBB	Frazer Nash Super Sports	2	4:44.64	DNF	68.09	2:19.97	2 69.24
Fastest Lap										
	77		BRONSON / CANNELL	Riley Blue Streak					2:18.91	11 69.77

Start Time : 15:00

Oulton Park

09 Jun 07 15:55

Clerk of Course:

Time Issued:

Chief Timekeeper:

THESE RESULTS REMAIN PROVISIONAL FOR A MINIMUM OF 30 MINUTES FROM THE TIME OF ISSUE

HS Sports Timing and Results Systems - Results and Lap Times at www.hssports.co.uk

RACE GRID

BILL PHILLIPS TROPHY RACE

RACE 4

ROW 10

96 SINGER / SINGER

75 ARTHURS / BROWN

ROW 9

35 Martin OVERINGTON

86 BIRLEY / BIRNAGE

ROW 8

55 GUEST / STRICKLAND

90 FLOOD / FRANKEL

ROW 7

79 BRIGHTMAN / WARDLE

83 JOHNSON / JOHNSON

ROW 6

82 BLAKENEY-EDWARDS

85 Trevor SWETE

ROW 5

92 LAST / LAST

94 ORMOND-SMITH / ORM

ROW 4

23 FENICHEL / FRANKEL

91 GIBSON / CARR

ROW 3

25 David PRYKE

80 REDMOND / GOODE

ROW 2

7 MAHANY / BAXTER

98 WATERSON / LEIGH

ROW 1

187 Jonathan COBB

77 BRONSON / CANNELL

POLE

BILL PHILLIPS TROPHY RACE

LAP TIMES - RACE 4

7	MAHANY / BAXTER									
Lap	1	2	3	4	5	6	7	8	9	10
1	2:45.41	2:32.53	2:27.96	2:28.75	2:29.34	2:28.17	2:30.42	2:27.28	2:36.67	2:53.56
11	2:25.45	2:24.19	2:28.53	2:24.99	2:26.50	2:26.65	2:25.63			
23	FENICHEL / FRANKEL									
Lap	1	2	3	4	5	6	7	8	9	10
1	2:44.70	2:37.74	2:37.18	2:31.89	2:34.73	2:33.93	2:33.68	2:34.02	2:35.12	2:37.02
11	2:38.15	2:41.39	3:35.07	2:44.03	2:41.95	2:39.61				
25	David PRYKE									
Lap	1	2	3	4	5	6	7	8	9	10
1		2:31.14	2:32.34	2:31.29	2:29.91	2:28.33	2:29.83	2:27.23	2:28.93	2:35.52
11	3:05.68	2:31.86	2:30.59	2:31.72	2:31.32	2:31.00	2:32.06			
35	Martin OVERINGTON									
Lap	1	2	3	4	5	6	7	8	9	10
1	3:13.23	2:57.87	2:55.74	2:56.29	3:11.29					
55	GUEST / STRICKLAND									
Lap	1	2	3	4	5	6	7	8	9	10
1	3:04.14	2:53.22	2:49.02	2:49.09	2:47.95	2:47.10	2:54.94	2:51.15	2:51.13	3:52.49
11	2:46.46	2:48.48	2:47.23	2:48.68	2:48.85					
75	ARTHURS / BROWN									
Lap	1	2	3	4	5	6	7	8	9	10
1	3:12.81	2:57.50	2:54.14	2:53.00	2:54.37	2:53.00	2:53.60	2:55.51	3:01.34	3:28.52
11	2:54.53	2:58.83	2:56.80	2:56.90	2:53.38					
77	BRONSON / CANNELL									
Lap	1	2	3	4	5	6	7	8	9	10
1		2:22.74	2:23.47	2:25.67	2:24.07	2:27.13	2:25.18	2:26.96	2:32.85	2:49.35
11	2:18.91	2:20.56	2:20.63	2:19.02	2:20.80	2:23.35	2:19.33	2:20.38		
79	BRIGHTMAN / WARDLE									
Lap	1	2	3	4	5	6	7	8	9	10
1	2:59.75	2:55.40	2:49.99							
80	REDMOND / GOODE									
Lap	1	2	3	4	5	6	7	8	9	10
1	2:42.87	2:33.56	2:33.50	2:34.00	2:33.76	2:32.44	2:42.55	3:10.57	2:32.77	2:31.97
11	2:31.34	2:30.77	2:30.53	2:31.13	2:29.78	2:33.46	2:30.89			
82	BLAKENEY-EDWARDS / WATER									
Lap	1	2	3	4	5	6	7	8	9	10
1	2:52.58	2:41.26	2:41.61	2:45.21	2:42.75	2:41.43	2:39.76	2:39.45	2:45.74	3:11.49
11	2:46.85	2:46.36	2:45.99	2:42.60	2:45.65	2:43.49				
83	JOHNSON / JOHNSON									
Lap	1	2	3	4	5	6	7	8	9	10

1	3:01.19	2:51.92	2:50.83	2:47.28	2:48.50	2:50.37	2:46.74	2:48.38	2:53.83	3:32.25
11	2:55.44	2:56.17	2:56.86	3:00.30	3:02.22					

85 Trevor SWETE

Lap	1	2	3	4	5	6	7	8	9	10
1	2:51.75	2:38.62	2:39.15	2:39.53	2:39.69	2:39.43	2:40.73	2:39.63	2:45.88	5:00.72
11	2:40.77	2:39.88	2:43.77	2:39.99	2:40.58					

86 BIRLEY / BIRNAGE

Lap	1	2	3	4	5	6	7	8	9	10
1	3:06.19	2:53.29	2:53.28	2:56.27	3:05.41	3:52.42	3:14.54	3:15.10	3:25.99	4:04.18
11	3:19.96									

90 FLOOD / FRANKEL

Lap	1	2	3	4	5	6	7	8	9	10
1	3:02.59	2:50.49	2:50.89	2:50.85	3:06.41					

91 GIBSON / CARR

Lap	1	2	3	4	5	6	7	8	9	10
1	2:46.88	2:35.89	2:37.63	2:32.42	2:34.03	2:34.47	2:33.83	2:33.75	2:34.45	2:41.29
11	3:47.82	3:10.54	2:51.51	2:47.86	2:48.46	2:47.99				

92 LAST / LAST

Lap	1	2	3	4	5	6	7	8	9	10
1	2:50.89	2:39.06	2:38.07	2:55.14	2:59.07	2:43.61	2:56.39	3:04.92	3:47.58	2:49.15
11	2:46.99	2:52.45	3:57.58	3:04.23						

94 ORMOND-SMITH / ORMOND-SMI

Lap	1	2	3	4	5	6	7	8	9	10
1	2:44.43	2:37.18	2:38.68	2:40.35	2:44.17	2:42.60	2:42.40	2:42.50	2:40.76	2:59.36
11	4:06.89	3:02.74	3:01.79	3:04.57	3:01.17					

96 SINGER / SINGER

Lap	1	2	3	4	5	6	7	8	9	10
1	3:32.20	3:21.67	3:17.94	3:16.10	3:13.40	3:10.63	3:08.85	3:15.91	3:36.04	3:04.68
11	3:07.86	3:03.79	3:02.62							

98 WATERSON / LEIGH

Lap	1	2	3	4	5	6	7	8	9	10
1		2:35.70	2:35.98	2:33.95	2:33.53	2:31.56	2:32.75	2:41.04	3:54.20	2:26.48
11	2:24.75	2:24.45	2:25.30	2:23.88	2:24.40	2:27.02	2:23.90			

187 Jonathan COBB

Lap	1	2	3	4	5	6	7	8	9	10
1		2:19.97								

Lap Chart

BILL PHILLIPS TROPHY RACE - RACE 4

Lap 1		Lap 2		Lap 3		Lap 4		Lap 5		Lap 6		Lap 7		Lap 8		Lap 9		Lap 10	
No	Time	No	Time	No	Time	No	Time	No	Time	No	Time	No	Time	No	Time	No	Time	No	Time
80	2:42.87	187	4:44.64	77	7:18.83	77	9:44.50	77	12:08.57	77	14:35.70	77	17:00.88	77	19:27.84	77	22:00.69	77	24:50.04
94	2:44.43	77	4:55.36	25	7:42.87	96	10:11.81 *1	7	12:43.99	90	14:41.23 *1	83	17:10.09 *1	92	19:42.23 *1	86	22:01.40 *2	25	25:13.91
23	2:44.70	25	5:10.53	7	7:45.90	25	10:14.16	25	12:44.07	75	14:51.82 *1	55	17:10.52 *1	96	19:51.94 *2	25	22:38.39	86	25:16.50 *2
7	2:45.41	98	5:15.01	80	7:49.93	7	10:14.65	80	12:57.69	86	14:54.44 *1	25	17:42.23	83	19:56.83 *1	83	22:45.21 *1	83	25:39.04 *1
91	2:46.88	80	5:16.43	98	7:50.99	80	10:23.93	98	12:58.47	7	15:12.16	7	17:42.58	55	20:05.46 *1	7	22:46.53	7	25:40.09
92	2:50.89	7	5:17.94	23	7:59.62	98	10:24.94	23	13:06.24	25	15:12.40	75	17:44.82 *1	25	20:09.46	92	22:47.15 *1	55	25:47.74 *1
85	2:51.75	94	5:21.61	94	8:00.29	23	10:31.51	91	13:06.85	35	15:14.42 *1	98	18:02.78	7	20:09.86	55	22:56.61 *1	23	26:00.01
82	2:52.58	23	5:22.44	91	8:00.40	91	10:32.82	94	13:24.81	98	15:30.03	80	18:12.68	75	20:38.42 *1	96	23:00.79 *2	91	26:04.64
79	2:59.75	91	5:22.77	92	8:08.02	94	10:40.64	96	13:27.91 *1	80	15:30.13	23	18:13.85	98	20:43.82	23	23:22.99	96	26:16.70 *2
83	3:01.19	92	5:29.95	85	8:09.52	85	10:49.05	85	13:28.74	23	15:40.17	91	18:15.15	23	20:47.87	91	23:23.35	80	26:27.99
90	3:02.59	85	5:30.37	82	8:15.45	82	11:00.66	82	13:43.41	91	15:41.32	86	18:46.86 *1	91	20:48.90	75	23:33.93 *1	92	26:34.73 *1
55	3:04.14	82	5:33.84	83	8:43.94	92	11:03.16	92	14:02.23	94	16:07.41	85	18:48.90	80	21:23.25	80	23:56.02	75	26:35.27 *1
86	3:06.19	90	5:53.08	90	8:43.97	83	11:31.22	83	14:19.72	85	16:08.17	94	18:49.81	85	21:28.53	94	24:13.07	98	27:04.50
75	3:12.81	83	5:53.11	79	8:45.14	90	11:34.82	55	14:23.42	82	16:24.84	82	19:04.60	94	21:32.31	85	24:14.41		
35	3:13.23	79	5:55.15	55	8:46.38	55	11:35.47			96	16:41.31 *1			82	21:44.05	82	24:29.79		
96	3:32.20	55	5:57.36	86	8:52.76	86	11:49.03			92	16:45.84					98	24:38.02		
		86	5:59.48	75	9:04.45	75	11:57.45												
		75	6:10.31	35	9:06.84	35	12:03.13												
		35	6:11.10																
		96	6:53.87																

Lap Chart

BILL PHILLIPS TROPHY RACE - RACE 4

Lap 11		Lap 12		Lap 13		Lap 14		Lap 15		Lap 16		Lap 17		Lap 18		Lap 19		Lap 20	
No	Time	No	Time	No	Time	No	Time	No	Time	No	Time	No	Time	No	Time	No	Time	No	Time
77	27:08.95	77	29:29.51	77	31:50.14	77	34:09.16	77	36:29.96	77	38:53.31	77	41:12.64	77	43:33.02				
94	27:12.43 *1	55	29:40.23 *2	98	31:53.70 *1	98	34:19.00 *1	80	36:31.76 *1	75	38:53.95 *3	82	41:28.73 *2	55	43:39.93 *3				
82	27:41.28 *1	91	29:52.46 *1	85	31:55.90 *2	94	34:22.06 *2	98	36:42.88 *1	92	39:00.90 *3	91	41:30.83 *2	98	43:58.20 *1				
7	28:05.54	96	29:52.74 *3	83	32:06.73 *2	85	34:35.78 *2	85	37:19.55 *2	80	39:01.54 *1	98	41:34.30 *1	83	44:02.28 *3				
25	28:19.59	75	30:03.79 *2	92	32:10.87 *2	23	34:54.62 *1	94	37:23.85 *2	98	39:07.28 *1	80	41:35.00 *1	80	44:05.89 *1				
23	28:38.16	82	30:28.13 *1	55	32:26.69 *2	83	35:02.90 *2	23	37:38.65 *1	96	39:09.07 *4	75	41:50.85 *3	82	44:12.22 *2				
86	28:42.49 *2	7	30:29.73	86	32:46.67 *3	92	35:03.32 *2	7	37:49.75	85	39:59.54 *2	92	42:05.13 *3	91	44:18.82 *2				
80	28:59.33	25	30:51.45	96	32:57.42 *3	55	35:15.17 *2	83	37:59.76 *2	7	40:16.40	96	42:11.69 *4	75	44:44.23 *3				
83	29:11.29 *1	94	31:19.32 *1	7	32:58.26	7	35:23.25	55	38:02.40 *2	23	40:20.60 *1	85	42:40.12 *2						
85	29:15.13 *1	23	31:19.55	75	32:58.32 *2	25	35:53.76	25	38:25.08	94	40:28.42 *2	7	42:42.03						
92	29:23.88 *1	80	31:30.10	91	33:03.00 *1	91	35:54.51 *1	91	38:42.37 *1	55	40:51.08 *2	23	43:00.21 *1						
98	29:29.25			82	33:14.49 *1	75	35:57.15 *2	82	38:43.08 *1	25	40:56.08	25	43:28.14						
				25	33:22.04	82	36:00.48 *1			83	41:00.06 *2	94	43:29.59 *2						
				80	34:00.63	96	36:05.28 *3												
						86	36:06.63 *3												



The Vintage Sports-Car Club

HGPCA PRE 1966 RACE

RESULT - RACE 5

PI	No	Cl	Name	Car	Laps	Time	Behind	MPH	Best Lap on	MPH
1	9	12	Nigel BANCROFT	Cooper T51	12	23:52.48		81.18	1:55.26	2 84.08
2	6	12	Rod JOLLEY	Cooper T45/51	12	23:53.55	1.07	81.12	1:56.07	12 83.49
3	33	11	Robs LAMPLOUGH	Lotus 33	12	25:02.66	1:10.18	77.39	2:00.09	3 80.70
4	45	9	Chris BULLIMORE	Cooper T45	12	25:10.76	1:18.28	76.98	2:03.48	12 78.48
5	24	11	Dieter STREVE-MULHENS	Lotus 24	12	25:43.32	1:50.84	75.35	2:04.46	10 77.87
6	47	9	Brian JOLLIFFE	Cooper T45	12	25:43.69	1:51.21	75.34	2:04.64	10 77.75
7	93	12	Rudolf ERNST	Lotus 18	12	25:51.95	1:59.47	74.93	2:04.32	11 77.95
8	57	9	Harvey SYKES	Cooper T43	11	23:52.59	1 Lap	74.41	2:06.96	6 76.33
9	54	9	Mike HAYWOOD	Cooper T45	11	24:24.41	1 Lap	72.80	2:10.93	10 74.02
10	58	9	Scotty TAYLOR	Cooper T45	11	24:51.82	1 Lap	71.46	2:12.72	2 73.02
11	43	9	Geoff WILLIAMS	Cooper T43	10	24:36.29	2 Laps	65.65	2:23.48	10 67.54
12	14	9	Ian HORNER	Cooper T41	9	25:58.40	3 Laps	55.97	2:48.99	9 57.35

Not-Classified

26	11	Andrew WAREING	BRM P261	10	22:55.81	DNF	70.44	2:07.16	4 76.21
17	12	Alan MINSHAW	Brabham BT4	4	7:52.25	DNF	82.09	1:55.77	3 83.71
7	10	John ELLIOTT	Lotus 18	4	9:02.00	DNF	71.52	2:10.80	2 74.09
18	12	Christopher MANN	Lotus 18	2	4:26.02	DNF	72.86	2:11.26	2 73.83

Fastest Lap

33	11	Robs LAMPLOUGH	Lotus 33					2:00.09	3 80.70
9	12	Nigel BANCROFT	Cooper T51					1:55.26	2 84.08
45	9	Chris BULLIMORE	Cooper T45					2:03.48	12 78.48

Start Time : 16:06

Oulton Park

09 Jun 07 16:33

Clerk of Course:

Time Issued:

Chief Timekeeper:

THESE RESULTS REMAIN PROVISIONAL FOR A MINIMUM OF 30 MINUTES FROM THE TIME OF ISSUE


HS Sports Timing and Results Systems - Results and Lap Times at www.hssports.co.uk

RACE GRID

HGPCA PRE 1966 RACE

RACE 5

ROW 8	7 02:44.400 John ELLIOTT	14 02:48.990 Ian HORNER
ROW 7	58 02:11.920 Scotty TAYLOR	43 02:26.890 Geoff WILLIAMS
ROW 6	47 02:10.420 Brian JOLLIFFE	54 02:10.640 Mike HAYWOOD
ROW 5	93 02:07.720 Rudolf ERNST	18 02:09.410 Christopher MANN
ROW 4	24 02:06.040 Dieter STREVE-MULHEN	26 02:06.240 Andrew WAREING
ROW 3	45 02:03.540 Chris BULLIMORE	57 02:05.680 Harvey SYKES
ROW 2	6 01:59.890 Rod JOLLEY	33 02:01.820 Robs LAMPLOUGH
ROW 1	9 01:55.060 Nigel BANCROFT	17 01:59.500 Alan MINSHAW
POLE		



HGPCA PRE 1966 RACE

LAP TIMES - RACE 5

6	Rod JOLLEY										
Lap	1	2	3	4	5	6	7	8	9	10	
1	2:05.38	1:57.62	1:58.30	1:58.93	1:59.04	1:58.18	1:57.52	1:58.00	2:05.53	1:56.64	
11	2:02.34	1:56.07									
7	John ELLIOTT										
Lap	1	2	3	4	5	6	7	8	9	10	
1	2:22.92	2:10.80	2:15.24	2:13.04							
9	Nigel BANCROFT										
Lap	1	2	3	4	5	6	7	8	9	10	
1	2:01.95	1:55.26	1:55.26	1:57.34	2:02.93	2:01.49	1:59.75	1:58.87	1:59.77	1:59.34	
11	2:00.73	1:59.79									
14	Ian HORNER										
Lap	1	2	3	4	5	6	7	8	9	10	
1	2:56.33	2:49.00	2:53.91	2:56.63	2:52.62	2:55.35	2:54.28	2:51.29	2:48.99		
17	Alan MINSHAW										
Lap	1	2	3	4	5	6	7	8	9	10	
1	2:03.11	1:56.65	1:55.77	1:56.72							
18	Christopher MANN										
Lap	1	2	3	4	5	6	7	8	9	10	
1	2:14.76	2:11.26									
24	Dieter STREVE-MULHENS										
Lap	1	2	3	4	5	6	7	8	9	10	
1	2:17.92	2:09.62	2:10.17	2:11.44	2:09.20	2:06.84	2:06.72	2:08.84	2:06.58	2:04.46	
11	2:05.21	2:06.32									
26	Andrew WAREING										
Lap	1	2	3	4	5	6	7	8	9	10	
1	2:17.17	2:09.90	2:10.27	2:07.16	2:07.64	2:08.18	2:08.68	2:11.58	2:17.00	3:18.23	
33	Robb LAMPLOUGH										
Lap	1	2	3	4	5	6	7	8	9	10	
1	2:07.56	2:00.12	2:00.09	2:00.29	2:06.16	2:08.50	2:06.89	2:08.61	2:07.39	2:06.39	
11	2:05.89	2:04.77									
43	Geoff WILLIAMS										
Lap	1	2	3	4	5	6	7	8	9	10	
1	2:35.08	2:27.30	2:27.08	2:29.89	2:30.36	2:26.18	2:25.13	2:25.92	2:25.87	2:23.48	
45	Chris BULLIMORE										
Lap	1	2	3	4	5	6	7	8	9	10	
1	2:10.58	2:03.74	2:03.91	2:05.82	2:05.77	2:10.80	2:05.24	2:06.70	2:05.72	2:04.94	
11	2:04.06	2:03.48									
47	Brian JOLLIFFE										
Lap	1	2	3	4	5	6	7	8	9	10	

1	2:21.12	2:10.38	2:09.51	2:08.42	2:11.36	2:06.77	2:07.53	2:06.13	2:07.58	2:04.64
11	2:04.87	2:05.38								

54 Mike HAYWOOD

Lap	1	2	3	4	5	6	7	8	9	10
1	2:21.45	2:11.21	2:13.12	2:11.86	2:14.13	2:12.54	2:13.80	2:11.52	2:12.91	2:10.93
11	2:10.94									

57 Harvey SYKES

Lap	1	2	3	4	5	6	7	8	9	10
1	2:20.50	2:07.99	2:10.29	2:09.62	2:11.76	2:06.96	2:07.69	2:08.32	2:09.64	2:08.79
11	2:11.03									

58 Scotty TAYLOR

Lap	1	2	3	4	5	6	7	8	9	10
1	2:22.63	2:12.72	2:14.95	2:18.91	2:17.58	2:14.76	2:13.97	2:15.33	2:13.75	2:13.91
11	2:13.31									

93 Rudolf ERNST

Lap	1	2	3	4	5	6	7	8	9	10
1	2:24.61	2:09.25	2:09.83	2:11.72	2:11.62	2:08.25	2:07.89	2:06.98	2:07.61	2:04.71
11	2:04.32	2:05.16								

Lap Chart

HGPCA PRE 1966 RACE - RACE 5

Lap 1		Lap 2		Lap 3		Lap 4		Lap 5		Lap 6		Lap 7		Lap 8		Lap 9		Lap 10	
No	Time	No	Time	No	Time	No	Time	No	Time	No	Time	No	Time	No	Time	No	Time	No	Time
9	2:01.95	9	3:57.21	9	5:52.47	9	7:49.81	9	9:52.74	9	11:54.23	9	13:53.98	9	15:52.85	9	17:52.62	9	19:51.96
17	2:03.11	17	3:59.76	17	5:55.53	17	7:52.25	6	9:59.27	6	11:57.45	6	13:54.97	6	15:52.97	6	17:58.50	6	19:55.14
6	2:05.38	6	4:03.00	6	6:01.30	6	8:00.23	43	9:59.35 *1	33	12:22.72	14	14:28.49 *2	58	15:55.52 *1	58	18:10.85 *1	54	20:02.54 *1
33	2:07.56	33	4:07.68	33	6:07.77	33	8:08.06	33	10:14.22	43	12:29.71 *1	33	14:29.61	33	16:38.22	33	18:45.61	14	20:18.12 *3
45	2:10.58	45	4:14.32	45	6:18.23	45	8:24.05	45	10:29.82	45	12:40.62	45	14:45.86	45	16:52.56	45	18:58.28	58	20:24.60 *1
18	2:14.76	18	4:26.02	26	6:37.34	14	8:39.24 *1	26	10:52.14	26	13:00.32	43	14:55.89 *1	26	17:20.58	24	19:27.33	33	20:52.00
26	2:17.17	26	4:27.07	24	6:37.71	26	8:44.50	24	10:58.35	24	13:05.19	26	15:09.00	24	17:20.75	47	19:28.80	45	21:03.22
24	2:17.92	24	4:27.54	57	6:38.78	57	8:48.40	57	11:00.16	57	13:07.12	24	15:11.91	43	17:21.02 *1	57	19:32.77	24	21:31.79
57	2:20.50	57	4:28.49	47	6:41.01	24	8:49.15	47	11:00.79	47	13:07.56	57	15:14.81	47	17:21.22	26	19:37.58	47	21:33.44
47	2:21.12	47	4:31.50	93	6:43.69	47	8:49.43	93	11:07.03	93	13:15.28	47	15:15.09	57	17:23.13	93	19:37.76	57	21:41.56
54	2:21.45	54	4:32.66	54	6:45.78	93	8:55.41	54	11:11.77	54	13:24.31	93	15:23.17	14	17:23.84 *2	43	19:46.94 *1	93	21:42.47
58	2:22.63	7	4:33.72	7	6:48.96	54	8:57.64	58	11:26.79	58	13:41.55	54	15:38.11	93	17:30.15				
7	2:22.92	93	4:33.86	58	6:50.30	7	9:02.00	14	11:35.87 *1					54	17:49.63				
93	2:24.61	58	4:35.35	43	7:29.46	58	9:09.21												
43	2:35.08	43	5:02.38																
14	2:56.33	14	5:45.33																

Lap Chart

HGPCA PRE 1966 RACE - RACE 5

Lap 11		Lap 12		Lap 13		Lap 14		Lap 15		Lap 16		Lap 17		Lap 18		Lap 19		Lap 20	
No	Time	No	Time	No	Time	No	Time	No	Time	No	Time	No	Time	No	Time	No	Time	No	Time
9	21:52.69	9	23:52.48																
6	21:57.48	57	23:52.59 *1																
43	22:12.81 *2	6	23:53.55																
54	22:13.47 *1	54	24:24.41 *1																
58	22:38.51 *1	43	24:36.29 *2																
26	22:55.81 *1	58	24:51.82 *1																
33	22:57.89	33	25:02.66																
45	23:07.28	45	25:10.76																
14	23:09.41 *3	24	25:43.32																
24	23:37.00	47	25:43.69																
47	23:38.31	93	25:51.95																
93	23:46.79	14	25:58.40 *3																



The Vintage Sports-Car Club

PRE WAR SCRATCH RACE

RESULT - RACE 6

PI	No	CI	Name	Car	Laps	Time	Behind	MPH	Best Lap on	MPH Handicap
1	1	c	Robert COBDEN	Riley Falcon Special	5	11:24.92		70.75	2:15.03	4 71.77
2	3	b	Mark PIERCY	MG R Type	5	11:50.72	25.80	68.18	2:20.80	2 68.83
3	46	e	Roger SWEET	Franziss Special	5	11:52.15	27.23	68.04	2:20.04	5 69.20
4	6	c	Gary CAROLINE	Morgan Super Aero	5	12:00.60	35.68	67.24	2:21.85	4 68.32 11.35
5	11	e	Justin MAEERS	GN Parker	5	12:15.45	50.53	65.89	2:24.24	2 67.19 14.25
6	26	e	Brian MAILE	Alvis Speed 25 Sports	5	12:41.69	1:16.77	63.62	2:30.03	2 64.60 11.54
7	91	c	Wayne GIBSON	Singer B37 Sports	5	12:58.67	1:33.75	62.23	2:33.05	2 63.32 13.42
8	10	d	Grant CRAWLEY	Wolseley Hornet Special	5	13:00.41	1:35.49	62.09	2:33.28	3 63.23 14.01
9	48	b	Geoff TOMS	FIAT 508S	5	13:02.34	1:37.42	61.94	2:33.95	2 62.95 12.59
10	41	a	Nick HAYWARD-COOK	Austin 7 Monoposto	5	13:20.46	1:55.54	60.54	2:34.49	5 62.73 28.01
11	45	e	Mark BRETT	Ballamy-Ford (LMB) V8 Sp	5	13:24.22	1:59.30	60.25	2:39.09	4 60.92 8.77 *
12	85	e	Trevor SWETE	Invicta S Type	5	13:24.63	1:59.71	60.22	2:37.62	4 61.48 16.53
13	43	a	Nicholas POWELL	Austin 7 Special	5	13:25.32	2:00.40	60.17	2:35.47	4 62.33 27.97
14	50	c	Paul WESTON	Frazer Nash TT Replica	5	13:39.50	2:14.58	59.13	2:39.68	2 60.69 21.10
15	60	c	John DUGGLEBY	Riley Special	5	13:40.11	2:15.19	59.08	2:36.37	5 61.98 38.26
16	34	c	John SEBER	MG PA	4	11:32.88	1 Lap	55.95	2:50.06	2 56.99 12.64
17	62	d	Roger BUXTON	Alfa Romeo 6C 1750ZAgat	4	11:38.56	1 Lap	55.49	2:48.83	4 57.40 23.24
18	65	e	Noel RUNNELS-MOSS	Vauxhall 30-98 Velox	4	11:41.06	1 Lap	55.29	2:51.06	3 56.65 16.82
19	42	b	John SKEAVINGTON	Austin Ulster Replica	4	11:41.40	1 Lap	55.27	2:50.60	4 56.81 19.00

Not-Classified

132	a	Gregan THRUSTON	Austin 7 Spl	2	5:32.17	DNF	58.35	2:39.85	2 60.63
19	c	Geraint LEWIS	Frazer Nash Sng Seat GP	1	3:40.78	DNF	43.90		0 0.00

Fastest Lap

41	a	Nick HAYWARD-COOK	Austin 7 Monoposto					2:34.49	5 62.73
3	b	Mark PIERCY	MG R Type					2:20.80	2 68.83
1	c	Robert COBDEN	Riley Falcon Special					2:15.03	4 71.77
10	d	Grant CRAWLEY	Wolseley Hornet Speci					2:33.28	3 63.23
46	e	Roger SWEET	Franziss Special					2:20.04	5 69.20

Start Time : 16:46

Oulton Park

09 Jun 07 17:03

Clerk of Course:

Time Issued:

Chief Timekeeper:

THESE RESULTS REMAIN PROVISIONAL FOR A MINIMUM OF 30 MINUTES FROM THE TIME OF ISSUE

HS Sports Timing and Results Systems - Results and Lap Times at www.hssports.co.uk

RACE GRID

PRE WAR SCRATCH RACE

RACE 6

ROW 16

ROW 15

43 Nicholas POWELL

ROW 14

71 03:15.170
Tim FLETCHER

22 03:24.730
Richard BRIGHTMAN

ROW 13

65 02:58.220
Noel RUNNELS-MOSS

42 02:58.910
John SKEAVINGTON

ROW 12

34 02:50.030
John SEBER

60 02:54.110
John DUGGLEBY

ROW 11

62 02:45.250
Roger BUXTON

10 02:49.130
Grant CRAWLEY

ROW 10

82 02:41.730
Simon BLAKENEY-EDW

85 02:42.310
Trevor SWETE

ROW 9

38 02:40.120
Andrew KELLOCK

45 02:41.650
Mark BRETT

ROW 8

41 02:39.220
Nick HAYWARD-COOK

50 02:39.930
Paul WESTON

ROW 7

91 02:35.030
Wayne GIBSON

132 02:39.200
Gregan THRUSTON

ROW 6

26 02:30.690
Brian MAILE

48 02:32.400
Geoff TOMS

ROW 5

11 02:29.480
Justin MAEERS

80 02:30.360
Martin REDMOND

ROW 4

6 02:27.470
Gary CAROLINE

89 02:28.890
David FLETCHER-JONES

ROW 3

46 02:24.540
Roger SWEET

19 02:25.460
Geraint LEWIS

ROW 2

3 02:16.710
Mark PIERCY

12 02:23.560
Duncan PITTAWAY

ROW 1

1 02:07.980
Robert COBDEN

4 02:15.840
Anne TEMPLETON

POLE

PRE WAR SCRATCH RACE

LAP TIMES - RACE 6

1	Robert COBDEN										
Lap	1	2	3	4	5	6	7	8	9	10	
1	2:22.95	2:15.66	2:15.76	2:15.03	2:15.52						
3	Mark PIERCY										
Lap	1	2	3	4	5	6	7	8	9	10	
1	2:25.66	2:20.80	2:21.96	2:20.82	2:21.48						
6	Gary CAROLINE										
Lap	1	2	3	4	5	6	7	8	9	10	
1	2:29.59	2:22.77	2:22.53	2:21.85	2:23.86						
10	Grant CRAWLEY										
Lap	1	2	3	4	5	6	7	8	9	10	
1	2:44.55	2:33.46	2:33.28	2:34.69	2:34.43						
11	Justin MAEERS										
Lap	1	2	3	4	5	6	7	8	9	10	
1	2:32.72	2:24.24	2:24.84	2:26.44	2:27.21						
19	Geraint LEWIS										
Lap	1	2	3	4	5	6	7	8	9	10	
1	3:40.78										
26	Brian MAILE										
Lap	1	2	3	4	5	6	7	8	9	10	
1	2:36.33	2:30.03	2:32.26	2:31.91	2:31.16						
34	John SEBER										
Lap	1	2	3	4	5	6	7	8	9	10	
1	2:58.95	2:50.06	2:51.52	2:52.35							
41	Nick HAYWARD-COOK										
Lap	1	2	3	4	5	6	7	8	9	10	
1	2:54.09	2:39.20	2:36.48	2:36.20	2:34.49						
42	John SKEAVINGTON										
Lap	1	2	3	4	5	6	7	8	9	10	
1	3:06.05	2:53.85	2:50.90	2:50.60							
43	Nicholas POWELL										
Lap	1	2	3	4	5	6	7	8	9	10	
1	2:54.54	2:39.65	2:37.01	2:35.47	2:38.65						
45	Mark BRETT										
Lap	1	2	3	4	5	6	7	8	9	10	
1	2:46.39	2:39.51	2:39.55	2:39.09	2:39.68						
46	Roger SWEET										
Lap	1	2	3	4	5	6	7	8	9	10	
1	2:28.21	2:22.72	2:20.99	2:20.19	2:20.04						

48	Geoff TOMS									
Lap	1	2	3	4	5	6	7	8	9	10
1	2:42.26	2:33.95	2:34.17	2:36.29	2:35.67					
50	Paul WESTON									
Lap	1	2	3	4	5	6	7	8	9	10
1	2:53.42	2:39.68	2:44.59	2:41.51	2:40.30					
60	John DUGGLEBY									
Lap	1	2	3	4	5	6	7	8	9	10
1	2:59.13	2:45.05	2:41.78	2:37.78	2:36.37					
62	Roger BUXTON									
Lap	1	2	3	4	5	6	7	8	9	10
1	3:08.06	2:51.18	2:50.49	2:48.83						
65	Noel RUNNELS-MOSS									
Lap	1	2	3	4	5	6	7	8	9	10
1	3:05.36	2:53.29	2:51.06	2:51.35						
85	Trevor SWETE									
Lap	1	2	3	4	5	6	7	8	9	10
1	2:51.18	2:38.26	2:38.31	2:37.62	2:39.26					
91	Wayne GIBSON									
Lap	1	2	3	4	5	6	7	8	9	10
1	2:41.59	2:33.05	2:34.62	2:35.17	2:34.24					
132	Gregan THRUSTON									
Lap	1	2	3	4	5	6	7	8	9	10
1	2:52.32	2:39.85								

Lap Chart

PRE WAR SCRATCH RACE - RACE 6

Lap 1		Lap 2		Lap 3		Lap 4		Lap 5		Lap 6		Lap 7		Lap 8		Lap 9		Lap 10	
No	Time	No	Time	No	Time	No	Time	No	Time	No	Time	No	Time	No	Time	No	Time	No	Time
1	2:22.95	1	4:38.61	1	6:54.37	1	9:09.40	1	11:24.92										
3	2:25.66	3	4:46.46	3	7:08.42	3	9:29.24	34	11:32.88 *1										
46	2:28.21	46	4:50.93	46	7:11.92	46	9:32.11	62	11:38.56 *1										
6	2:29.59	6	4:52.36	6	7:14.89	6	9:36.74	65	11:41.06 *1										
11	2:32.72	11	4:56.96	11	7:21.80	11	9:48.24	42	11:41.40 *1										
26	2:36.33	26	5:06.36	26	7:38.62	26	10:10.53	3	11:50.72										
91	2:41.59	91	5:14.64	91	7:49.26	91	10:24.43	46	11:52.15										
48	2:42.26	48	5:16.21	48	7:50.38	10	10:25.98	6	12:00.60										
10	2:44.55	10	5:18.01	10	7:51.29	48	10:26.67	11	12:15.45										
45	2:46.39	45	5:25.90	45	8:05.45	45	10:44.54	26	12:41.69										
85	2:51.18	85	5:29.44	85	8:07.75	85	10:45.37	91	12:58.67										
132	2:52.32	132	5:32.17	41	8:09.77	41	10:45.97	10	13:00.41										
50	2:53.42	50	5:33.10	43	8:11.20	43	10:46.67	48	13:02.34										
41	2:54.09	41	5:33.29	50	8:17.69	50	10:59.20	41	13:20.46										
43	2:54.54	43	5:34.19	60	8:25.96	60	11:03.74	45	13:24.22										
34	2:58.95	60	5:44.18	34	8:40.53			85	13:24.63										
60	2:59.13	34	5:49.01	65	8:49.71			43	13:25.32										
65	3:05.36	65	5:58.65	62	8:49.73			50	13:39.50										
42	3:06.05	62	5:59.24	42	8:50.80			60	13:40.11										
62	3:08.06	42	5:59.90																
19	3:40.78																		



The Vintage Sports-Car Club

HAWTHORN INTL FOR 1950's SPORTS RACING CARS

RESULT - RACE 7

Pl	No	Cl	Name	Car	Laps	Time	Behind	MPH	Best Lap on	MPH Handicap
1	113	i	Alan MINSHAW	Maserati TIPO 61	10	20:20.63		79.40	1:59.84	3 80.87
2	102	i	Jamie McINTYRE	Lister Corvette	10	20:32.99	12.36	78.60	1:59.70	4 80.96
3	76	i	Anthony WOOD	Lister Knobbly	10	20:47.11	26.48	77.71	2:02.70	5 78.98
4	104	i	Rupert WOOD	WIDI Sports Racing	10	21:05.58	44.95	76.58	2:03.15	4 78.69 34.08
5	141	r	Adrian VAN DER KROFT	Cooper T 39	10	21:20.35	59.72	75.69	2:06.19	4 76.80 18.45
6	135	i	Hubert FABRI	Aston Martin DB3S	10	22:38.11	2:17.48	71.36	2:12.53	3 73.12 32.81
7	116	r	Kerry HORAN	Kurtis SX500	9	21:40.74	1 Lap	67.05	2:23.01	2 67.77 13.65 *
8	123	i	Mark BUTTERWORTH	Allard K3	9	22:22.43	1 Lap	64.97	2:27.31	4 65.79 16.64
9	103	i	Bruce RICHES	Elva MK 5 Sports	9	22:27.62	1 Lap	64.72	2:23.74	9 67.42 53.96
10	130	r	Peter MANN	Cooper Bristol T24	9	22:43.06	1 Lap	63.99	2:27.24	8 65.82 37.90

Not-Classified

200	i	Julian MAJZUB	Sadler Mk III	3	6:23.08	DNF	75.89	2:01.08	2 80.04
122	r	Alex QUATTLEBAUM	Leco Sports	2	4:49.83	DNF	66.88	2:22.83	2 67.85
119	i	Stephen GIBSON	Lister Jaguar Knobbly	1	2:10.23	DNF	74.42		0 0.00
202	r	Barry CANNELL	Willment Sports Racing	0		Starter			

Fastest Lap

102	i	Jamie McINTYRE	Lister Corvette					1:59.70	4 80.96
141	r	Adrian VAN DER KROFT	Cooper T 39					2:06.19	4 76.80

Start Time : 17:10

Oulton Park

09 Jun 07 17:33

Clerk of Course:

Time Issued:

Chief Timekeeper:

THESE RESULTS REMAIN PROVISIONAL FOR A MINIMUM OF 30 MINUTES FROM THE TIME OF ISSUE

HS Sports Timing and Results Systems - Results and Lap Times at www.hssports.co.uk

RACE GRID

HAWTHORN I'NTL FOR 1950's SPORTS RACING CARS

RACE 7

ROW 8

200 Julian MAJZUB

ROW 7

130 02:30.060
Peter MANN

76 02:51.230
Anthony WOOD

ROW 6

103 02:25.980
Bruce RICHES

123 02:27.550
Mark BUTTERWORTH

ROW 5

122 02:18.000
Alex QUATTLEBAUM

116 02:21.960
Kerry HORAN

ROW 4

99 02:09.060
Ewan McINTYRE

135 02:13.590
Hubert FABRI

ROW 3

202 02:06.880
Barry CANNELL

141 02:08.590
Adrian VAN DER KROFT

ROW 2

102 02:02.700
Jamie McINTYRE

104 02:03.820
Rupert WOOD

ROW 1

113 02:01.240
Alan MINSHAW

119 02:01.700
Stephen GIBSON

POLE

HAWTHORN I'NTL FOR 1950's SPORTS RACING CARS

LAP TIMES - RACE 7

76	Anthony WOOD										
Lap	1	2	3	4	5	6	7	8	9	10	
1	2:14.50	2:03.97	2:03.82	2:03.16	2:02.70	2:03.32	2:04.61	2:03.50	2:04.56	2:02.97	
102	Jamie McINTYRE										
Lap	1	2	3	4	5	6	7	8	9	10	
1	2:10.45	2:00.92	2:00.01	1:59.70	2:01.88	2:01.57	2:03.26	2:04.21	2:04.79	2:06.20	
103	Bruce RICHES										
Lap	1	2	3	4	5	6	7	8	9	10	
1	2:40.92	2:33.15	2:30.39	2:30.92	2:29.19	2:27.50	2:27.76	2:24.05	2:23.74		
104	Rupert WOOD										
Lap	1	2	3	4	5	6	7	8	9	10	
1	2:12.12	2:03.79	2:18.10	2:03.15	2:04.98	2:03.67	2:05.57	2:04.01	2:04.60	2:05.59	
113	Alan MINSHAW										
Lap	1	2	3	4	5	6	7	8	9	10	
1	2:09.76	2:01.03	1:59.84	2:00.26	2:01.23	1:59.91	2:00.73	2:01.38	2:02.53	2:03.96	
116	Kerry HORAN										
Lap	1	2	3	4	5	6	7	8	9	10	
1	2:25.72	2:23.01	2:24.18	2:26.16	2:23.45	2:24.67	2:24.41	2:24.00	2:25.14		
119	Stephen GIBSON										
Lap	1	2	3	4	5	6	7	8	9	10	
1	2:10.23										
122	Alex QUATTLEBAUM										
Lap	1	2	3	4	5	6	7	8	9	10	
1	2:27.00	2:22.83									
123	Mark BUTTERWORTH										
Lap	1	2	3	4	5	6	7	8	9	10	
1	2:36.66	2:28.41	2:27.68	2:27.31	2:30.28	2:27.51	2:27.44	2:29.75	2:27.39		
130	Peter MANN										
Lap	1	2	3	4	5	6	7	8	9	10	
1	2:41.33	2:33.23	2:31.81	2:30.44	2:32.22	2:29.88	2:27.96	2:27.24	2:28.95		
135	Hubert FABRI										
Lap	1	2	3	4	5	6	7	8	9	10	
1	2:26.12	2:16.31	2:12.53	2:13.53	2:13.67	2:13.41	2:13.57	2:14.29	2:15.96	2:18.72	
141	Adrian VAN DER KROFT										
Lap	1	2	3	4	5	6	7	8	9	10	
1	2:14.35	2:08.19	2:07.72	2:06.19	2:07.29	2:07.34	2:06.83	2:06.34	2:06.75	2:09.35	
200	Julian MAJZUB										
Lap	1	2	3	4	5	6	7	8	9	10	
1	2:11.21	2:01.08	2:10.79								

Lap Chart

HAWTHORN INTL FOR 1950'S SPORTS RACING CARS - RACE 7

Lap 1		Lap 2		Lap 3		Lap 4		Lap 5		Lap 6		Lap 7		Lap 8		Lap 9		Lap 10	
No	Time	No	Time	No	Time	No	Time	No	Time	No	Time	No	Time	No	Time	No	Time	No	Time
113	2:09.76	113	4:10.79	113	6:10.63	113	8:10.89	113	10:12.12	113	12:12.03	113	14:12.76	113	16:14.14	113	18:16.67	113	20:20.63
119	2:10.23	102	4:11.37	102	6:11.38	102	8:11.08	102	10:12.96	102	12:14.53	102	14:17.79	102	16:22.00	102	18:26.79	102	20:32.99
102	2:10.45	200	4:12.29	76	6:22.29	76	8:25.45	103	10:15.38 *1	123	12:30.34 *1	116	14:27.19 *1	76	16:39.58	76	18:44.14	76	20:47.11
200	2:11.21	104	4:15.91	200	6:23.08	141	8:36.45	130	10:16.81 *1	76	12:31.47	76	14:36.08	116	16:51.60 *1	104	18:59.99	104	21:05.58
104	2:12.12	76	4:18.47	141	6:30.26	104	8:37.16	76	10:28.15	103	12:44.57 *1	104	14:51.38	104	16:55.39	141	19:11.00	141	21:20.35
141	2:14.35	141	4:22.54	104	6:34.01	135	9:08.49	104	10:42.14	104	12:45.81	123	14:57.85 *1	141	17:04.25	116	19:15.60 *1	116	21:40.74 *1
76	2:14.50	135	4:42.43	135	6:54.96	116	9:39.07	141	10:43.74	130	12:49.03 *1	141	14:57.91	123	17:25.29 *1	123	19:55.04 *1	123	22:22.43 *1
116	2:25.72	116	4:48.73	116	7:12.91	123	10:00.06	135	11:22.16	141	12:51.08	103	15:12.07 *1	103	17:39.83 *1	103	20:03.88 *1	103	22:27.62 *1
135	2:26.12	122	4:49.83	123	7:32.75			116	12:02.52	135	13:35.57	130	15:18.91 *1	130	17:46.87 *1	130	20:14.11 *1	135	22:38.11
122	2:27.00	123	5:05.07	103	7:44.46							135	15:49.14	135	18:03.43	135	20:19.39	130	22:43.06 *1
123	2:36.66	103	5:14.07	130	7:46.37														
103	2:40.92	130	5:14.56																
130	2:41.33																		



The Vintage Sports-Car Club

PRE-WAR HANDICAP RACE

RESULT - RACE 8

PI	No	Cl	Name	Car	Laps	Time	Behind	MPH	Best Lap on	MPH
1	44		Nicholas HINE	Lagonda LG45	5	14:08.42		64.74	2:27.10	2 65.88
2	26		Brian MAILE	Alvis Speed 25 Sports	5	14:08.62	0.20	64.73	2:25.93	5 66.41
3	36		Mike PAINTER	MG PA	5	14:22.04	13.62	62.76	2:29.49	5 64.83
4	25		David PRYKE	Riley 12/4 TT Sprite Rep	5	14:22.06	13.64	64.01	2:25.75	5 66.49
5	16		Pete CANDY	Riley Falcon Spl The Rat	5	14:34.07	25.65	67.29	2:22.04	3 68.23
6	69		Mike HOLT	Brasier Voiture de Course	5	14:44.53	36.11	54.78	2:54.51	5 55.53
7	61		Norman PEMBERTON	Talbot 95/105 Sports Spl	5	14:48.58	40.16	56.11	2:48.24	5 57.60
8	9		Tye POUNTNEY	Riley Special Sports	5	14:50.04	41.62	68.41	2:19.80	4 69.32
9	31		Paul MASON	Alvis Speed 25 Tourer	5	14:51.47	43.05	61.22	2:35.72	2 62.23
10	66		Cyril HANCOCK	Fiat New Balilla	5	14:56.50	48.08	54.66	2:53.98	5 55.70
11	20		Rod KING	Delage Special	5	14:56.90	48.48	61.19	2:33.36	5 63.19
12	91		Wayne GIBSON	Singer B37 Sports	5	14:59.05	50.63	60.64	2:33.73	5 63.04
13	78		Joanne WHITE	Riley 12/4 Special	5	14:59.93	51.51	54.45	2:52.68	5 56.12
14	23		Peter FENICHEL	MG K Special	5	15:20.32	1:11.90	59.43	2:36.54	3 61.91
15	24		Nigel HALL	Lagonda LG45 Sports Tou	5	15:22.41	1:13.99	59.28	2:39.67	5 60.70
16	33		Alan COUPER	Riley 12/4 Special	5	15:31.65	1:23.23	57.57	2:46.32	3 58.27
17	68		Michael NEW	Riley 9 Special	5	15:33.53	1:25.11	51.91	3:02.91	3 52.98
18	81		Duncan ARTHURS	Bentley 3 Litre Speed Mod	5	16:30.05	2:21.63	48.94	3:12.20	2 50.42
19	8		Andrew HADFIELD	Wolseley Hornet	5	16:30.76	2:22.34	63.50	2:29.17	4 64.97
20	85		Trevor SWETE	Invicta S Type	4	14:51.19	1 Lap	59.37	2:37.82	5 61.41
Not-Classified										
	34		John SEBER	MG PA	4	13:25.12	DNF	54.21	2:54.86	2 55.42
	10		Grant CRAWLEY	Wolseley Hornet Special	4	13:36.29	DNF	62.42	2:32.62	3 63.50
	50		Paul WESTON	Frazer Nash TT Replica	3	10:48.09	DNF	49.86	2:44.79	2 58.81
	28		Robin EVERALL	Alvis 12/70 Special Sports	3	9:42.71	DNF	60.23	2:35.58	3 62.29
	195		Tony SEBER	Wolseley Hornet Special	2	8:25.52	DNF	67.53	2:39.59	3 60.73
	67		Leonard LORD	Riley Falcon	1	4:23.22	DNF	36.82		0 0.00
	30		Richard ILIFFE	Riley Kestrel 12/4 Special	1	4:25.96	DNF	58.39		0 0.00

Fastest Lap

9 Tye POUNTNEY Riley Special Sports 2:19.80 4 69.32

Start Time : 17:51

Oulton Park

09 Jun 07 18:12

Clerk of Course:

Time Issued:

Chief Timekeeper:

THESE RESULTS REMAIN PROVISIONAL FOR A MINIMUM OF 30 MINUTES FROM THE TIME OF ISSUE

HS Sports Timing and Results Systems - Results and Lap Times at www.hssports.co.uk

PRE-WAR HANDICAP RACE

LAP TIMES - RACE 8

8	Andrew HADFIELD										
	Lap	1	2	3	4	5	6	7	8	9	10
	1	2:32.21	2:32.81	2:29.17	2:29.29	2:32.23					
9	Tye POUNTNEY										
	Lap	1	2	3	4	5	6	7	8	9	10
	1	2:19.86	2:20.54	2:19.80	2:24.23	2:20.93					
10	Grant CRAWLEY										
	Lap	1	2	3	4	5	6	7	8	9	10
	1	2:32.60	2:32.62	2:34.72	2:35.88						
16	Pete CANDY										
	Lap	1	2	3	4	5	6	7	8	9	10
	1	2:23.20	2:22.04	2:25.41	2:23.15	2:23.05					
20	Rod KING										
	Lap	1	2	3	4	5	6	7	8	9	10
	1	4:32.13	2:37.54	2:37.80	2:36.07	2:33.36					
23	Peter FENICHEL										
	Lap	1	2	3	4	5	6	7	8	9	10
	1	4:31.28	2:53.13	2:36.54	2:42.13	2:37.24					
24	Nigel HALL										
	Lap	1	2	3	4	5	6	7	8	9	10
	1	4:34.94	2:41.56	2:41.23	2:45.01	2:39.67					
25	David PRYKE										
	Lap	1	2	3	4	5	6	7	8	9	10
	1	4:29.96	2:28.13	2:29.18	2:29.04	2:25.75					
26	Brian MAILE										
	Lap	1	2	3	4	5	6	7	8	9	10
	1	4:18.66	2:27.10	2:28.14	2:28.79	2:25.93					
28	Robin EVERALL										
	Lap	1	2	3	4	5	6	7	8	9	10
	1	4:29.75	2:37.38	2:35.58							
30	Richard ILIFFE										
	Lap	1	2	3	4	5	6	7	8	9	10
	1	4:25.96									
31	Paul MASON										
	Lap	1	2	3	4	5	6	7	8	9	10
	1	4:27.11	2:35.72	2:36.28	2:36.28	2:36.08					
33	Alan COUPER										
	Lap	1	2	3	4	5	6	7	8	9	10
	1	4:23.32	2:46.53	2:46.32	2:48.17	2:47.31					

34	John SEBER									
Lap	1	2	3	4	5	6	7	8	9	10
1	4:29.85	2:54.86	3:01.34	2:59.07						
36	Mike PAINTER									
Lap	1	2	3	4	5	6	7	8	9	10
1	4:12.31	2:32.84	2:34.82	2:32.58	2:29.49					
44	Nicholas HINE									
Lap	1	2	3	4	5	6	7	8	9	10
1	4:16.90	2:27.10	2:28.42	2:27.72	2:28.28					
50	Paul WESTON									
Lap	1	2	3	4	5	6	7	8	9	10
1	5:15.51	2:44.79	2:47.79							
61	Norman PEMBERTON									
Lap	1	2	3	4	5	6	7	8	9	10
1	3:23.06	2:51.63	2:53.06	2:52.59	2:48.24					
66	Cyril HANCOCK									
Lap	1	2	3	4	5	6	7	8	9	10
1	3:13.11	2:57.46	2:55.80	2:56.15	2:53.98					
67	Leonard LORD									
Lap	1	2	3	4	5	6	7	8	9	10
1	4:23.22									
68	Michael NEW									
Lap	1	2	3	4	5	6	7	8	9	10
1	3:17.63	3:03.79	3:02.91	3:04.45	3:04.75					
69	Mike HOLT									
Lap	1	2	3	4	5	6	7	8	9	10
1	3:02.14	2:57.32	2:55.27	2:55.29	2:54.51					
78	Joanne WHITE									
Lap	1	2	3	4	5	6	7	8	9	10
1	3:18.09	2:59.20	2:56.42	2:53.54	2:52.68					
81	Duncan ARTHURS									
Lap	1	2	3	4	5	6	7	8	9	10
1	3:28.22	3:12.20	3:14.60	3:15.17	3:19.86					
85	Trevor SWETE									
Lap	1	2	3	4	5	6	7	8	9	10
1	2:45.92	2:43.39	2:38.51	2:37.82						
91	Wayne GIBSON									
Lap	1	2	3	4	5	6	7	8	9	10
1	4:31.18	2:39.98	2:38.72	2:35.44	2:33.73					
195	Tony SEBER									
Lap	1	2	3	4	5	6	7	8	9	10
1	2:12.59	2:39.59								

Lap Chart

PRE-WAR HANDICAP RACE - RACE 8

Lap 1		Lap 2		Lap 3		Lap 4		Lap 5		Lap 6		Lap 7		Lap 8		Lap 9		Lap 10	
No	Time	No	Time	No	Time	No	Time	No	Time	No	Time	No	Time	No	Time	No	Time	No	Time
69	3:02.14	69	5:59.46	69	8:54.73	44	11:40.14	44	14:08.42										
66	3:13.11	66	6:10.57	8	9:00.07 *1	26	11:42.69	26	14:08.62										
68	3:17.63	61	6:14.69	66	9:06.37	69	11:50.02	36	14:22.04										
78	3:18.09	78	6:17.29	61	9:07.75	36	11:52.55	25	14:22.06										
61	3:23.06	68	6:21.42	44	9:12.42	25	11:56.31	16	14:34.07										
81	3:28.22	8	6:27.26 *1	78	9:13.71	61	12:00.34	69	14:44.53										
36	4:12.31	81	6:40.42	26	9:13.90	66	12:02.52	61	14:48.58										
44	4:16.90	44	6:44.00	36	9:19.97	78	12:07.25	9	14:50.04										
26	4:18.66	36	6:45.15	68	9:24.33	16	12:11.02	85	14:51.19 *1										
67	4:23.22	26	6:45.76	25	9:27.27	85	12:13.37 *1	31	14:51.47										
33	4:23.32	85	6:51.47 *1	85	9:34.86 *1	31	12:15.39	66	14:56.50										
30	4:25.96	25	6:58.09	31	9:39.11	20	12:23.54	20	14:56.90										
31	4:27.11	31	7:02.83	28	9:42.71	91	12:25.32	91	14:59.05										
28	4:29.75	28	7:07.13	20	9:47.47	68	12:28.78	78	14:59.93										
34	4:29.85	20	7:09.67	16	9:47.87	9	12:29.11	23	15:20.32										
25	4:29.96	33	7:09.85	91	9:49.88	24	12:42.74	24	15:22.41										
91	4:31.18	91	7:11.16	81	9:55.02	23	12:43.08	33	15:31.65										
23	4:31.28	24	7:16.50	33	9:56.17	33	12:44.34	68	15:33.53										
20	4:32.13	16	7:22.46	24	9:57.73	81	13:10.19	81	16:30.05										
24	4:34.94	23	7:24.41	23	10:00.95	34	13:25.12	8	16:30.76										
16	5:00.42	34	7:24.71	9	10:04.88	10	13:36.29												
50	5:15.51	9	7:45.08	34	10:26.05	8	13:58.53												
9	5:24.54	50	8:00.30	50	10:48.09														
195	5:45.93	195	8:25.52	10	11:00.41														
10	5:53.07	10	8:25.69	8	11:29.24														



The Vintage Sports-Car Club

BOULOGNE TROPHY RACE

RESULT - RACE 9

PI	No	Cl	Name	Car	Laps	Time	Behind	MPH	Best Lap on	MPH
1	199		Julian MAJZUB	Bentley Pacey-Hassan	6	14:07.83		68.58	2:19.32	5 69.56
2	114		Robert CARR	AC/GN Special	6	14:10.50	2.67	68.37	2:19.20	4 69.62
3	6		Gary CAROLINE	Morgan Super Aero	6	14:11.38	3.55	68.30	2:19.20	6 69.62
4	88		Stuart FEARNside	Bentley 3/8 2 Str Spl	6	14:14.67	6.84	68.03	2:18.95	6 69.75
5	131		Richard SCALDWELL	GN/JAP Grand Prix	6	14:26.99	19.16	67.07	2:19.12	4 69.66
6	101		Sue DARBYSHIRE	Morgan Super Aero	6	14:35.37	27.54	66.43	2:23.09	6 67.73
7	11		Justin MAEERS	GN Parker	6	14:36.69	28.86	66.33	2:23.15	2 67.70
8	136		Mike PRESTON	Bugatti 35B	6	14:57.68	49.85	64.77	2:25.98	2 66.39
9	107		Dougal CAWLEY	GN/Ford Special "Piglet"	6	15:01.99	54.16	64.47	2:25.34	2 66.68
10	93		Peter MORLEY	Bentley 3/4.5	6	15:21.16	1:13.33	63.12	2:29.97	2 64.62
11	117		Mark WALKER	GN Thunderbug	6	15:29.80	1:21.97	62.54	2:31.56	2 63.94
12	106		Neil PERKINS	Bugatti T37A	6	15:53.81	1:45.98	60.96	2:34.40	2 62.77
13	64		Robert TOWELL	Morgan Aero	5	14:56.96	1 Lap	54.02	2:57.92	5 54.47
<u>Not-Classified</u>										
	46		Roger SWEET	Franziss Special	3	7:10.99	DNF	67.46	2:20.23	3 69.11
<u>Fastest Lap</u>										
	88		Stuart FEARNside	Bentley 3/8 2 Str Spl					2:18.95	6 69.75

Start Time : 18:14

Oulton Park

09 Jun 07 18:31

Clerk of Course:

Time Issued:

Chief Timekeeper:

THESE RESULTS REMAIN PROVISIONAL FOR A MINIMUM OF 30 MINUTES FROM THE TIME OF ISSUE

HS Sports Timing and Results Systems - Results and Lap Times at www.hssports.co.uk

RACE GRID

BOULOGNE TROPHY RACE

RACE 9

ROW 10

ROW 9

64 02:53.870
Robert TOWELL

ROW 8

106 02:30.400
Neil PERKINS

117 02:32.070
Mark WALKER

ROW 7

11 02:29.480
Justin MAEERS

93 02:30.100
Peter MORLEY

ROW 6

6 02:27.470
Gary CAROLINE

136 02:27.830
Mike PRESTON

ROW 5

46 02:24.540
Roger SWEET

101 02:25.790
Sue DARBYSHIRE

ROW 4

107 02:23.600
Dougal CAWLEY

88 02:23.830
Stuart FEARNSIDE

ROW 3

131 02:18.630
Richard SCALDWELL

12 02:23.560
Duncan PITTAWAY

ROW 2

114 02:17.260
Robert CARR

121 02:17.720
John DENSHAM

ROW 1

187 02:14.950
Jonathan COBB

199 02:16.640
Julian MAJZUB

POLE

BOULOGNE TROPHY RACE

LAP TIMES - RACE 9

6 Gary CAROLINE

Lap	1	2	3	4	5	6	7	8	9	10
1	2:30.92	2:21.29	2:20.23	2:20.05	2:19.69	2:19.20				

11 Justin MAEERS

Lap	1	2	3	4	5	6	7	8	9	10
1	2:34.28	2:23.15	2:23.56	2:25.14	2:26.16	2:24.40				

46 Roger SWEET

Lap	1	2	3	4	5	6	7	8	9	10
1	2:30.38	2:20.38	2:20.23							

64 Robert TOWELL

Lap	1	2	3	4	5	6	7	8	9	10
1	3:00.73	2:58.30	2:59.01	3:01.00	2:57.92					

88 Stuart FEARNSIDE

Lap	1	2	3	4	5	6	7	8	9	10
1	2:33.16	2:21.70	2:20.26	2:20.00	2:20.60	2:18.95				

93 Peter MORLEY

Lap	1	2	3	4	5	6	7	8	9	10
1	2:43.05	2:29.97	2:33.38	2:32.87	2:31.33	2:30.56				

101 Sue DARBYSHIRE

Lap	1	2	3	4	5	6	7	8	9	10
1	2:35.22	2:24.01	2:23.73	2:24.82	2:24.50	2:23.09				

106 Neil PERKINS

Lap	1	2	3	4	5	6	7	8	9	10
1	2:46.47	2:34.40	2:35.92	2:37.52	2:38.51	2:40.99				

107 Dougal CAWLEY

Lap	1	2	3	4	5	6	7	8	9	10
1	2:41.35	2:25.34	2:29.33	2:28.74	2:31.32	2:25.91				

114 Robert CARR

Lap	1	2	3	4	5	6	7	8	9	10
1	2:28.80	2:21.50	2:20.38	2:19.20	2:19.93	2:20.69				

117 Mark WALKER

Lap	1	2	3	4	5	6	7	8	9	10
1	2:40.70	2:31.56	2:34.83	2:32.26	2:32.21	2:38.24				

131 Richard SCALDWELL

Lap	1	2	3	4	5	6	7	8	9	10
1	2:29.06	2:20.26	2:19.90	2:19.12	2:19.81	2:38.84				

136 Mike PRESTON

Lap	1	2	3	4	5	6	7	8	9	10
1	2:38.19	2:25.98	2:27.49	2:30.09	2:27.81	2:28.12				

199 Julian MAJZUB

Lap	1	2	3	4	5	6	7	8	9	10
1	2:28.09	2:20.25	2:19.36	2:19.76	2:19.32	2:21.05				

Lap Chart

BOULOGNE TROPHY RACE - RACE 9

Lap 1		Lap 2		Lap 3		Lap 4		Lap 5		Lap 6		Lap 7		Lap 8		Lap 9		Lap 10	
No	Time	No	Time	No	Time	No	Time	No	Time	No	Time	No	Time	No	Time	No	Time	No	Time
199	2:28.09	199	4:48.34	199	7:07.70	199	9:27.46	199	11:46.78	199	14:07.83								
114	2:28.80	131	4:49.32	131	7:09.22	131	9:28.34	131	11:48.15	114	14:10.50								
131	2:29.06	114	4:50.30	114	7:10.68	114	9:29.88	114	11:49.81	6	14:11.38								
46	2:30.38	46	4:50.76	46	7:10.99	6	9:32.49	6	11:52.18	88	14:14.67								
6	2:30.92	6	4:52.21	6	7:12.44	88	9:35.12	88	11:55.72	131	14:26.99								
88	2:33.16	88	4:54.86	88	7:15.12	11	9:46.13	64	11:59.04 *1	101	14:35.37								
11	2:34.28	11	4:57.43	11	7:20.99	101	9:47.78	101	12:12.28	11	14:36.69								
101	2:35.22	101	4:59.23	101	7:22.96	136	10:01.75	11	12:12.29	64	14:56.96 *1								
136	2:38.19	136	5:04.17	136	7:31.66	107	10:04.76	136	12:29.56	136	14:57.68								
117	2:40.70	107	5:06.69	107	7:36.02	93	10:19.27	107	12:36.08	107	15:01.99								
107	2:41.35	117	5:12.26	93	7:46.40	117	10:19.35	93	12:50.60	93	15:21.16								
93	2:43.05	93	5:13.02	117	7:47.09	106	10:34.31	117	12:51.56	117	15:29.80								
106	2:46.47	106	5:20.87	106	7:56.79			106	13:12.82	106	15:53.81								
64	3:00.73	64	5:59.03	64	8:58.04														



The Vintage Sports-Car Club

PRACTICE

PROVISIONAL RESULT - SESSION 1

PI	No	CI Name	Car	Laps	Time on Lap	Behind	MPH
1	187	Jonathan COBB	Frazer Nash Super Sports	7	2:14.95	5	71.81
2	95	Rodney SEBER	Wolseley Hornet Special	6	2:18.12	2 03.17	70.17
3	7	William MAHANY	HRG Le Mans Model	7	2:20.40	7 05.45	69.03
4	25	David PRYKE	Riley 12/4 TT Sprite Rep	6	2:30.05	5 15.10	64.59
5	80	Martin REDMOND	SS 100	5	2:30.36	3 15.41	64.45
6	44	Nicholas HINE	Lagonda LG45	6	2:31.23	5 16.28	64.08
7	98	John WATERSON	Lagonda Rapier	6	2:32.18	1 17.23	63.68
8	23	Peter FENICHEL	MG K Special	6	2:33.84	3 18.89	63.00
9	91	Wayne GIBSON	Singer B37 Sports	6	2:35.03	4 20.08	62.51
10	41	Nick HAYWARD-COOK	Austin 7 Monoposto	5	2:39.22	2 24.27	60.87
11	38	Andrew KELLOCK	Riley Special	5	2:40.12	2 25.17	60.52
12	94	Nigel ORMOND-SMITH	Bentley 3/4.5 VDP Le Man	5	2:41.55	4 26.60	59.99
13	82	Simon BLAKENEY-EDWARDS	Frazer Nash Super Sports	6	2:41.73	6 26.78	59.92
14	85	Trevor SWETE	Invicta S Type	5	2:42.31	4 27.36	59.71
15	56	Julian BROWNRIDGE	Wolseley Hornet Special	5	2:47.59	5 32.64	57.83
16	83	David JOHNSON	Frazer Nash Colmore 2Str	5	2:48.92	3 33.97	57.37
17	79	Richard BRIGHTMAN	Riley Special	3	2:49.66	3 34.71	57.12
18	34	John SEBER	MG PA	5	2:50.03	5 35.08	57.00
19	52	Peter PLANT	Wolseley Hornet Special	5	2:50.91	3 35.96	56.70
20	59	Jamie QUARTERMAINE	Vauxhall Quartermaine S	5	2:51.62	5 36.67	56.47
21	55	Chris GUEST	Bentley 4.5 Le Mans	4	2:52.02	3 37.07	56.34
22	49	Jeffrey EDWARDS	Alvis Sports Special	3	2:52.83	2 37.88	56.07
23	60	John DUGGLEBY	Riley Special	5	2:54.11	5 39.16	55.66
24	29	David ASPLIN	Austin 7 Ulster Rep	4	2:54.30	2 39.35	55.60
25	35	Martin OVERINGTON	Bentley Blower 4 1/2	5	2:54.36	5 39.41	55.58
26	92	Tristan LAST	M.G N Type	5	2:55.29	2 40.34	55.29
27	40	Leslie MURRAY	Bugatti T35B	3	2:55.35	2 40.40	55.27
28	75	Duncan ARTHURS	Invicta Sports Tourer	5	2:55.68	5 40.73	55.16
29	42	John SKEAVINGTON	Austin Ulster Replica	5	2:58.91	5 43.96	54.17
30	90	Peter FLOOD	MG PB "Cream Cracker"	5	3:04.98	4 50.03	52.39
31	53	Michael CREHAN	Fiat 501s	4	3:17.09	2 01:02.14	49.17
32	181	Alan BROWN	Bentley 3 Litre Speed Mod	4	3:19.00	4 01:04.05	48.70
33	186	David BIRNAGE	Austin 7 Ulster	4	3:20.79	2 01:05.84	48.27
34	96	Rachel SINGER	MG Midget	4	3:24.39	2 01:09.44	47.42
35	47	Peter RELPH	Austin Rep Side Valve Ra	3	3:28.48	1 01:13.53	46.49

Start Time : 09:01

Oulton Park

09 Jun 07 09:26

Clerk of Course:

Time Issued:

Chief Timekeeper:

THESE RESULTS REMAIN PROVISIONAL FOR A MINIMUM OF 30 MINUTES FROM THE TIME OF ISSUE

PRACTICE

LAP TIMES - SESSION 1

7	William MAHANY									
Lap	1	2	3	4	5	6	7	8	9	10
1	2:22.01	2:28.15	2:23.45	2:25.47	2:28.94	2:23.86	2:20.40			
23	Peter FENICHEL									
Lap	1	2	3	4	5	6	7	8	9	10
1	2:38.28	2:40.75	2:33.84	2:34.64	2:41.30	2:42.48				
25	David PRYKE									
Lap	1	2	3	4	5	6	7	8	9	10
1	2:43.03	2:35.45	2:36.44	2:30.11	2:30.05	2:39.40				
29	David ASPLIN									
Lap	1	2	3	4	5	6	7	8	9	10
1	2:56.96	2:54.30	3:06.28	3:18.14						
34	John SEBER									
Lap	1	2	3	4	5	6	7	8	9	10
1	2:57.04	2:53.13	2:51.46	2:55.56	2:50.03					
35	Martin OVERINGTON									
Lap	1	2	3	4	5	6	7	8	9	10
1	3:08.79	2:58.85	2:56.01	2:55.90	2:54.36					
38	Andrew KELLOCK									
Lap	1	2	3	4	5	6	7	8	9	10
1	2:55.78	2:40.12	2:40.20	2:47.26	2:42.71					
40	Leslie MURRAY									
Lap	1	2	3	4	5	6	7	8	9	10
1	3:03.26	2:55.35	3:02.54							
41	Nick HAYWARD-COOK									
Lap	1	2	3	4	5	6	7	8	9	10
1	2:57.65	2:39.22	2:41.20	2:43.53	2:39.50					
42	John SKEAVINGTON									
Lap	1	2	3	4	5	6	7	8	9	10
1	3:04.28	3:01.30	2:59.00	3:09.32	2:58.91					
44	Nicholas HINE									
Lap	1	2	3	4	5	6	7	8	9	10
1	2:39.36	2:33.24	2:35.90	2:34.06	2:31.23	2:41.32				
47	Peter RELPH									
Lap	1	2	3	4	5	6	7	8	9	10
1	3:28.48	4:00.86	4:41.26							
49	Jeffrey EDWARDS									
Lap	1	2	3	4	5	6	7	8	9	10
1	2:59.06	2:52.83	2:55.15							

52	Peter PLANT									
Lap	1	2	3	4	5	6	7	8	9	10
1	2:55.74	2:52.44	2:50.91	2:53.20	2:53.68					
53	Michael CREHAN									
Lap	1	2	3	4	5	6	7	8	9	10
1	3:24.31	3:17.09	3:19.82	5:17.92						
55	Chris GUEST									
Lap	1	2	3	4	5	6	7	8	9	10
1	2:57.27	2:53.42	2:52.02	3:10.48						
56	Julian BROWNRIDGE									
Lap	1	2	3	4	5	6	7	8	9	10
1	2:52.71	2:51.92	2:48.84	2:52.96	2:47.59					
59	Jamie QUARTERMAINE									
Lap	1	2	3	4	5	6	7	8	9	10
1	2:59.57	2:54.13	2:54.02	2:59.23	2:51.62					
60	John DUGGLEBY									
Lap	1	2	3	4	5	6	7	8	9	10
1	2:59.36	2:57.19	2:56.46	2:58.75	2:54.11					
75	Duncan ARTHURS									
Lap	1	2	3	4	5	6	7	8	9	10
1	3:08.23	3:04.51	2:57.53	2:57.02	2:55.68					
79	Richard BRIGHTMAN									
Lap	1	2	3	4	5	6	7	8	9	10
1	3:01.64	2:49.96	2:49.66							
80	Martin REDMOND									
Lap	1	2	3	4	5	6	7	8	9	10
1	2:33.35	2:33.17	2:30.36	2:31.32	2:40.43					
82	Simon BLAKENEY-EDWARDS									
Lap	1	2	3	4	5	6	7	8	9	10
1	2:51.94	2:47.48	2:43.88	2:45.26	2:42.93	2:41.73				
83	David JOHNSON									
Lap	1	2	3	4	5	6	7	8	9	10
1	2:58.48	2:51.50	2:48.92	2:59.56	2:51.63					
85	Trevor SWETE									
Lap	1	2	3	4	5	6	7	8	9	10
1	2:53.38	2:43.18	2:43.86	2:42.31	2:50.45					
90	Peter FLOOD									
Lap	1	2	3	4	5	6	7	8	9	10
1	3:13.54	3:09.79	3:05.46	3:04.98	3:06.57					
91	Wayne GIBSON									
Lap	1	2	3	4	5	6	7	8	9	10
1	2:45.74	2:36.35	2:35.60	2:35.03	2:35.36	2:44.49				

92	Tristan LAST										
	Lap	1	2	3	4	5	6	7	8	9	10
	1	3:07.78	2:55.29	2:56.77	3:03.50	3:07.46					
94	Nigel ORMOND-SMITH										
	Lap	1	2	3	4	5	6	7	8	9	10
	1	2:49.25	2:52.98	2:44.00	2:41.55	2:47.86					
95	Rodney SEBER										
	Lap	1	2	3	4	5	6	7	8	9	10
	1	2:26.83	2:18.12	2:19.28	2:22.88	2:18.74	2:24.88				
96	Rachel SINGER										
	Lap	1	2	3	4	5	6	7	8	9	10
	1	3:37.80	3:24.39	3:30.58	3:27.37						
98	John WATERSON										
	Lap	1	2	3	4	5	6	7	8	9	10
	1	2:32.18	2:42.37	2:34.05	2:39.27	2:32.78	2:44.91				
181	Alan BROWN										
	Lap	1	2	3	4	5	6	7	8	9	10
	1	3:26.22	3:23.18	3:23.55	3:19.00						
186	David BIRNAGE										
	Lap	1	2	3	4	5	6	7	8	9	10
	1	3:25.71	3:20.79	3:26.86	3:25.14						
187	Jonathan COBB										
	Lap	1	2	3	4	5	6	7	8	9	10
	1	2:15.06	2:17.48	2:17.43	2:16.29	2:14.95	2:42.35	2:24.19			



The Vintage Sports-Car Club

PRACTICE

PROVISIONAL RESULT - SESSION 2

PI	No	CI	Name	Car	Laps	Time on Lap	Behind	MPH
1	125		Paul MULLINS	ERA R7B	7	2:08.28	4	75.55
2	199		Julian MAJZUB	Bentley Pacey-Hassan	6	2:16.64	5 08.36	70.93
3	188		Joseph SINGER	Bentley 3/8 2 STR Spl	6	2:19.05	5 10.77	69.70
4	193		Clive MORLEY	Bentley 3/4.5	7	2:19.88	2 11.60	69.28
5	74		James BAXTER	HRG Le Mans Model	6	2:21.63	3 13.35	68.43
6	177		Barry CANNELL	Riley Blue Streak	6	2:22.06	6 13.78	68.22
7	107		Dougal CAWLEY	GN/Ford Special "Piglet"	6	2:23.60	5 15.32	67.49
8	21		Tim BROWN	Riley Sprite	6	2:25.01	4 16.73	66.83
9	118		Christopher WILLIAMS	Napier Bentley	4	2:26.94	3 18.66	65.95
10	6		Gary CAROLINE	Morgan Super Aero	4	2:27.47	3 19.19	65.72
11	136		Mike PRESTON	Bugatti 35B	6	2:27.83	4 19.55	65.56
12	124		Mark BUTTERWORTH	Lagonda V12	6	2:29.56	2 21.28	64.80
13	48		Geoff TOMS	FIAT 508S	6	2:32.40	4 24.12	63.59
14	138		Edward MULLINS	MG K Special	6	2:32.97	6 24.69	63.35
15	36		Mike PAINTER	MG PA	5	2:34.06	5 25.78	62.91
16	31		Paul MASON	Alvis Speed 25 Tourer	6	2:34.06	6 25.78	62.91
17	27		Toby HEELIS	Delage D6-75 TT Replica	6	2:37.60	5 29.32	61.49
18	139		Adrian VAN DER KROFT	Morgan 4/4	6	2:37.98	6 29.70	61.34
19	132		Gregan THRUSTON	Austin 7 Spl	6	2:39.20	6 30.92	60.87
20	50		Paul WESTON	Frazer Nash TT Replica	6	2:39.93	6 31.65	60.60
21	45		Mark BRETT	Ballamy-Ford (LMB) V8 S	5	2:41.65	4 33.37	59.95
22	33		Alan COUPER	Riley 12/4 Special	6	2:42.28	5 34.00	59.72
23	189		Peter FLETCHER-JONES	Lagonda Rapier	4	2:43.49	1 35.21	59.28
24	231		Richard FRANKEL	MG K Special	5	2:44.72	2 36.44	58.83
25	62		Roger BUXTON	Alfa Romeo 6C 1750ZAgat	5	2:45.25	5 36.97	58.65
26	63		Alan BARKER	MG J2/ J4	4	2:59.56	1 51.28	53.97
27	78		Joanne WHITE	Riley 12/4 Special	5	3:02.33	5 54.05	53.15
28	39		Charles MACLEAN	Riley 9	1	3:31.89	1 01:23.61	45.74

Not-Seen

32	Chris RODEN	Riley 12/4 Special
57	James WILMOT-SMITH	Rapier Granville Grenfell
84	Rod STANSFIELD	Lagonda Rapier Special

CAR 199 - PLEASE FIT TRANSPONDER ===== CAR 177 - PLEASE FIT ONLY ONE TRANSPONDER

Start Time : 09:29

Oulton Park

09 Jun 07 09:53

Clerk of Course:	Time Issued:	Chief Timekeeper:
------------------	--------------	-------------------

THESE RESULTS REMAIN PROVISIONAL FOR A MINIMUM OF 30 MINUTES FROM THE TIME OF ISSUE

PRACTICE

LAP TIMES - SESSION 2

6	Gary CAROLINE										
	Lap	1	2	3	4	5	6	7	8	9	10
	1	2:28.43	2:29.34	2:27.47	2:40.00						
21	Tim BROWN										
	Lap	1	2	3	4	5	6	7	8	9	10
	1	2:39.66	2:29.01	2:39.08	2:25.01	2:25.98	2:26.33				
27	Toby HEELIS										
	Lap	1	2	3	4	5	6	7	8	9	10
	1	2:46.51	2:38.24	2:39.37	2:38.70	2:37.60	2:38.17				
31	Paul MASON										
	Lap	1	2	3	4	5	6	7	8	9	10
	1	2:43.36	2:36.29	2:37.34	2:36.67	2:37.84	2:34.06				
33	Alan COUPER										
	Lap	1	2	3	4	5	6	7	8	9	10
	1	2:46.84	2:42.84	2:46.79	2:43.72	2:42.28	2:42.80				
36	Mike PAINTER										
	Lap	1	2	3	4	5	6	7	8	9	10
	1	2:42.42	2:39.53	2:39.37	2:41.08	2:34.06					
39	Charles MACLEAN										
	Lap	1	2	3	4	5	6	7	8	9	10
	1	3:31.89									
45	Mark BRETT										
	Lap	1	2	3	4	5	6	7	8	9	10
	1	2:56.66	2:47.78	2:49.14	2:41.65	2:50.07					
48	Geoff TOMS										
	Lap	1	2	3	4	5	6	7	8	9	10
	1	2:40.80	2:37.11	2:33.13	2:32.40	2:36.37	2:40.39				
50	Paul WESTON										
	Lap	1	2	3	4	5	6	7	8	9	10
	1	2:57.09	2:42.81	2:42.18	2:41.81	2:42.18	2:39.93				
62	Roger BUXTON										
	Lap	1	2	3	4	5	6	7	8	9	10
	1	2:59.95	2:46.61	2:46.23	2:46.61	2:45.25					
63	Alan BARKER										
	Lap	1	2	3	4	5	6	7	8	9	10
	1	2:59.56	3:10.38	3:14.65	6:34.32						
74	James BAXTER										
	Lap	1	2	3	4	5	6	7	8	9	10
	1	2:32.83	2:33.37	2:21.63	2:22.30	2:22.59	2:22.18				

78	Joanne WHITE									
Lap	1	2	3	4	5	6	7	8	9	10
1	3:07.01	3:04.13	3:02.79	3:02.98	3:02.33					
107	Dougal CAWLEY									
Lap	1	2	3	4	5	6	7	8	9	10
1	2:28.25	2:27.13	2:28.91	2:26.90	2:23.60	2:37.56				
118	Christopher WILLIAMS									
Lap	1	2	3	4	5	6	7	8	9	10
1	2:32.70	2:33.13	2:26.94	2:38.51						
124	Mark BUTTERWORTH									
Lap	1	2	3	4	5	6	7	8	9	10
1	2:35.08	2:29.56	2:33.73	2:31.76	2:33.91	2:36.01				
125	Paul MULLINS									
Lap	1	2	3	4	5	6	7	8	9	10
1	2:22.32	2:11.79	2:09.12	2:08.28	2:10.99	2:08.48	2:10.61			
132	Gregan THRUSTON									
Lap	1	2	3	4	5	6	7	8	9	10
1	2:53.52	2:41.85	2:44.06	2:46.23	2:40.03	2:39.20				
136	Mike PRESTON									
Lap	1	2	3	4	5	6	7	8	9	10
1	2:31.93	2:32.01	2:29.51	2:27.83	2:29.10	2:28.84				
138	Edward MULLINS									
Lap	1	2	3	4	5	6	7	8	9	10
1	2:41.76	2:46.18	2:36.87	2:35.51	2:36.81	2:32.97				
139	Adrian VAN DER KROFT									
Lap	1	2	3	4	5	6	7	8	9	10
1	2:41.26	2:39.59	2:39.44	2:39.06	2:38.23	2:37.98				
177	Barry CANNELL									
Lap	1	2	3	4	5	6	7	8	9	10
1	2:33.36	2:31.00	2:25.19	2:24.02	2:25.41	2:22.06				
188	Joseph SINGER									
Lap	1	2	3	4	5	6	7	8	9	10
1	2:26.61	2:19.72	2:20.94	2:23.22	2:19.05	2:22.21				
189	Peter FLETCHER-JONES									
Lap	1	2	3	4	5	6	7	8	9	10
1	2:43.49	2:44.80	2:43.98	2:50.59						
193	Clive MORLEY									
Lap	1	2	3	4	5	6	7	8	9	10
1	2:22.22	2:19.88	2:21.39	2:21.47	2:20.67	2:21.59	2:23.89			
199	Julian MAJZUB									
Lap	1	2	3	4	5	6	7	8	9	10
1	2:22.66	2:19.60	2:17.93	2:16.66	2:16.64	2:44.96				

231 Richard FRANKEL

Lap	1	2	3	4	5	6	7	8	9	10
1	2:50.21	2:44.72	2:46.77	2:48.40	2:45.35					



The Vintage Sports-Car Club

PRACTICE

PROVISIONAL RESULT - SESSION 3

PI	No	CI	Name	Car	Laps	Time on Lap	Behind	MPH	
1	195		Tony SEBER	Wolseley Hornet Special	6	2:14.85	3	71.87	
2	9		Tye POUNTNEY	Riley Special Sports	6	2:19.03	6	04.18	69.71
3	87		Peter COBB	Frazer Nash Super Sports	6	2:22.36	2	07.51	68.08
4	198		Piers LEIGH	Lagonda Rapier	6	2:23.85	4	09.00	67.37
5	16		Pete CANDY	Riley Falcon Spl The Rat	6	2:24.36	3	09.51	67.13
6	14		Robert BEEBEE	Frazer Nash TT Rep	6	2:25.25	5	10.40	66.72
7	19		Geraint LEWIS	Frazer Nash Sng Seat GP	5	2:25.46	4	10.61	66.62
8	26		Brian MAILE	Alvis Speed 25 Sports	6	2:30.69	5	15.84	64.31
9	30		Richard ILIFFE	Riley Kestrel 12/4 Special	6	2:36.16	6	21.31	62.06
10	28		Robin EVERALL	Alvis 12/70 Special Sport	6	2:36.23	4	21.38	62.03
11	20		Rod KING	Delage Special	6	2:37.43	4	22.58	61.56
12	180		Graham GOODE	SS 100	6	2:37.46	4	22.61	61.55
13	192		Richard LAST	M.G N Type	6	2:39.30	5	24.45	60.84
14	182		Jo WATERFIELD	Frazer Nash Super Sports	5	2:43.64	3	28.79	59.22
15	191		Gillian CARR	Singer B37 Sports	5	2:47.99	3	33.14	57.69
16	61		Norman PEMBERTON	Talbot 95/105 Sports Spl	5	2:48.63	4	33.78	57.47
17	10		Grant CRAWLEY	Wolseley Hornet Special	1	2:49.13	1	34.28	57.30
18	24		Nigel HALL	Lagonda LG45 Sports To	5	2:49.48	3	34.63	57.18
19	178		Steve WHITE	Riley 12/4 Special	3	2:51.29	3	36.44	56.58
20	190		Richard FRANKEL	MG PB "Cream Cracker"	5	2:51.60	3	36.75	56.48
21	64		Robert TOWELL	Morgan Aero	4	2:53.87	3	39.02	55.74
22	67		Leonard LORD	Riley Falcon	5	2:53.89	3	39.04	55.73
23	69		Mike HOLT	Brasier Voiture de Course	3	2:54.01	3	39.16	55.69
24	66		Cyril HANCOCK	Fiat New Balilla	5	2:54.69	5	39.84	55.48
25	86		Hugh BIRLEY	Austin 7 Ulster	5	2:54.82	3	39.97	55.44
26	183		Dennis JOHNSON	Frazer Nash Colmore 2Str	5	2:55.30	3	40.45	55.28
27	196		Adam SINGER	MG Midget	5	2:55.57	4	40.72	55.20
28	194		Sarah ORMOND-SMITH	Bentley 3/4.5 VDP Le Man	5	2:56.07	4	41.22	55.04
29	70		Timothy DUTTON	Ford A	5	2:56.22	1	41.37	54.99
30	65		Noel RUNNELS-MOSS	Vauxhall 30-98 Velox	5	2:58.22	3	43.37	54.38
31	175		Alan BROWN	Invicta Sports Tourer	5	3:01.61	5	46.76	53.36
32	81		Duncan ARTHURS	Bentley 3 Litre Speed Mo	5	3:02.54	5	47.69	53.09
33	68		Michael NEW	Riley 9 Special	5	3:08.24	3	53.39	51.48

Start Time : 09:58

Oulton Park

09 Jun 07 10:20

Clerk of Course:	Time Issued:	Chief Timekeeper:
------------------	--------------	-------------------

THESE RESULTS REMAIN PROVISIONAL FOR A MINIMUM OF 30 MINUTES FROM THE TIME OF ISSUE

PRACTICE

LAP TIMES - SESSION 3

9	Tye POUNTNEY										
	Lap	1	2	3	4	5	6	7	8	9	10
	1	2:19.06	2:20.02	2:44.19	2:34.18	2:35.57	2:19.03				
10	Grant CRAWLEY										
	Lap	1	2	3	4	5	6	7	8	9	10
	1	2:49.13									
14	Robert BEEBEE										
	Lap	1	2	3	4	5	6	7	8	9	10
	1	2:36.67	2:27.04	2:25.92	2:27.23	2:25.25	2:29.23				
16	Pete CANDY										
	Lap	1	2	3	4	5	6	7	8	9	10
	1	2:40.97	2:26.70	2:24.36	2:26.30	2:24.43	2:25.50				
19	Geraint LEWIS										
	Lap	1	2	3	4	5	6	7	8	9	10
	1	2:33.44	2:38.08	2:28.12	2:25.46	2:39.79					
20	Rod KING										
	Lap	1	2	3	4	5	6	7	8	9	10
	1	2:54.03	2:40.79	2:38.47	2:37.43	2:39.65	2:55.98				
24	Nigel HALL										
	Lap	1	2	3	4	5	6	7	8	9	10
	1	2:55.00	2:57.40	2:49.48	2:50.35	2:58.32					
26	Brian MAILE										
	Lap	1	2	3	4	5	6	7	8	9	10
	1	2:37.00	2:34.92	2:33.87	2:35.65	2:30.69	2:32.58				
28	Robin EVERALL										
	Lap	1	2	3	4	5	6	7	8	9	10
	1	2:54.17	2:40.96	2:37.45	2:36.23	2:38.99	2:36.45				
30	Richard ILIFFE										
	Lap	1	2	3	4	5	6	7	8	9	10
	1	2:40.77	2:41.30	2:37.97	2:38.02	2:39.89	2:36.16				
61	Norman PEMBERTON										
	Lap	1	2	3	4	5	6	7	8	9	10
	1	3:04.06	2:53.45	2:50.24	2:48.63	2:51.48					
64	Robert TOWELL										
	Lap	1	2	3	4	5	6	7	8	9	10
	1	2:56.63	2:54.98	2:53.87	3:17.87						
65	Noel RUNNELS-MOSS										
	Lap	1	2	3	4	5	6	7	8	9	10
	1	3:00.35	3:00.32	2:58.22	3:00.22	3:00.38					

66	Cyril HANCOCK									
Lap	1	2	3	4	5	6	7	8	9	10
1	3:01.74	2:55.57	2:55.73	2:59.72	2:54.69					
67	Leonard LORD									
Lap	1	2	3	4	5	6	7	8	9	10
1	3:00.15	2:59.01	2:53.89	2:59.74	2:54.23					
68	Michael NEW									
Lap	1	2	3	4	5	6	7	8	9	10
1	3:12.69	3:09.83	3:08.24	3:10.75	3:09.81					
69	Mike HOLT									
Lap	1	2	3	4	5	6	7	8	9	10
1	3:03.96	2:58.39	2:54.01							
70	Timothy DUTTON									
Lap	1	2	3	4	5	6	7	8	9	10
1	2:56.22	2:57.37	2:59.54	2:57.34	2:57.19					
81	Duncan ARTHURS									
Lap	1	2	3	4	5	6	7	8	9	10
1	3:15.50	3:06.82	3:02.59	3:06.96	3:02.54					
86	Hugh BIRLEY									
Lap	1	2	3	4	5	6	7	8	9	10
1	2:59.84	2:55.88	2:54.82	3:00.35	2:57.14					
87	Peter COBB									
Lap	1	2	3	4	5	6	7	8	9	10
1	2:22.84	2:22.36	2:35.74	2:24.36	2:31.81	2:43.43				
175	Alan BROWN									
Lap	1	2	3	4	5	6	7	8	9	10
1	3:05.47	3:08.55	3:03.92	3:12.37	3:01.61					
178	Steve WHITE									
Lap	1	2	3	4	5	6	7	8	9	10
1	2:57.74	2:56.34	2:51.29							
180	Graham GOODE									
Lap	1	2	3	4	5	6	7	8	9	10
1	2:46.39	2:40.99	2:39.44	2:37.46	2:38.91	2:38.88				
182	Jo WATERFIELD									
Lap	1	2	3	4	5	6	7	8	9	10
1	2:47.35	2:43.80	2:43.64	2:43.81	3:39.51					
183	Dennis JOHNSON									
Lap	1	2	3	4	5	6	7	8	9	10
1	2:56.64	2:56.83	2:55.30	3:06.61	3:03.94					
190	Richard FRANKEL									
Lap	1	2	3	4	5	6	7	8	9	10
1	3:18.63	2:57.07	2:51.60	2:53.66	2:55.71					

191	Gillian CARR									
Lap	1	2	3	4	5	6	7	8	9	10
1	2:55.52	2:54.05	2:47.99	2:52.72	2:52.97					
192	Richard LAST									
Lap	1	2	3	4	5	6	7	8	9	10
1	2:46.09	2:45.44	2:40.91	2:41.10	2:39.30	2:46.55				
194	Sarah ORMOND-SMITH									
Lap	1	2	3	4	5	6	7	8	9	10
1	3:03.22	3:00.87	2:57.98	2:56.07	3:00.10					
195	Tony SEBER									
Lap	1	2	3	4	5	6	7	8	9	10
1	2:21.34	2:21.18	2:14.85	2:20.95	2:16.91	2:16.95				
196	Adam SINGER									
Lap	1	2	3	4	5	6	7	8	9	10
1	3:07.13	2:59.25	3:00.55	2:55.57	2:59.36					
198	Piers LEIGH									
Lap	1	2	3	4	5	6	7	8	9	10
1	2:24.36	2:23.88	2:29.28	2:23.85	2:25.95	2:29.59				



The Vintage Sports-Car Club

PRACTICE

PROVISIONAL RESULT - SESSION 4

PI	No	CI Name	Car	Laps	Time on Lap	Behind	MPH
1	112	Harvey SYKES	Cooper T43	7	2:05.39	6	77.29
2	133	Duncan RICKETTS	ERA R4D	7	2:05.47	6 00.08	77.24
3	120	Stuart HARPER	Kurtis liny-Roadster	7	2:06.42	7 01.03	76.66
4	129	John URE	ERA AJM 1	8	2:07.03	7 01.64	76.29
5	108	Antony WOOD	Cooper Bristol F2	7	2:07.80	7 02.41	75.83
6	1	Robert COBDEN	Riley Falcon Special	6	2:07.98	5 02.59	75.72
7	110	David WENMAN	Maserati 250F	8	2:08.67	5 03.28	75.32
8	134	Hubert FABRI	Aston Martin DBR 4/4	6	2:08.92	4 03.53	75.17
9	115	Patrick WALKER	Cooper Bristol	7	2:09.36	4 03.97	74.92
10	201	Graham BURROWS	Cooper Bristol Mk2	7	2:11.06	7 05.67	73.94
11	140	Adrian VAN DER KROFT	HWM F2/GP	7	2:12.12	4 06.73	73.35
12	126	Scotty TAYLOR	Cooper T45	6	2:15.44	5 10.05	71.55
13	232	Ian LANDY	White Riley	7	2:17.86	7 12.47	70.30
14	73	Paul JAYE	ALTA 2 Litre	2	2:18.08	2 12.69	70.19
15	137	David CLEWLEY	Cooper ALTA Special	6	2:28.21	4 22.82	65.39
16	130	Peter MANN	Cooper Bristol T24	6	2:30.06	5 24.67	64.58
17	128	Stephen DAVIE	Riley Dobbs S/S	2	3:05.39	1 01:00.00	52.27
18	71	Tim FLETCHER	Alvis SD 12/50 Beetle Bac	4	3:15.17	2 01:09.78	49.66

Not-Seen

105	Max FRASER	Cooper Bristol S/S
18	David ROBINSON	Riley 12/4 Special

CAR 134 - PLEASE FIT TRANSPONDER

Start Time : 10:27

Oulton Park

09 Jun 07 10:51

Clerk of Course:	Time Issued:	Chief Timekeeper:
------------------	--------------	-------------------

THESE RESULTS REMAIN PROVISIONAL FOR A MINIMUM OF 30 MINUTES FROM THE TIME OF ISSUE

PRACTICE

LAP TIMES - SESSION 4

1	Robert COBDEN										
	Lap	1	2	3	4	5	6	7	8	9	10
	1	2:13.29	2:21.49	2:09.81	2:09.98	2:07.98	2:34.61				
71	Tim FLETCHER										
	Lap	1	2	3	4	5	6	7	8	9	10
	1	3:19.54	3:15.17	3:15.57	3:33.47						
73	Paul JAYE										
	Lap	1	2	3	4	5	6	7	8	9	10
	1	2:27.67	2:18.08								
108	Antony WOOD										
	Lap	1	2	3	4	5	6	7	8	9	10
	1	2:17.95	2:15.64	2:12.85	2:11.22	2:09.83	2:10.02	2:07.80			
110	David WENMAN										
	Lap	1	2	3	4	5	6	7	8	9	10
	1	2:18.53	2:13.14	2:10.62	2:10.91	2:08.67	2:11.21	2:13.59	2:17.57		
112	Harvey SYKES										
	Lap	1	2	3	4	5	6	7	8	9	10
	1	2:10.03	2:08.59	2:07.26	2:10.03	2:05.83	2:05.39	2:15.20			
115	Patrick WALKER										
	Lap	1	2	3	4	5	6	7	8	9	10
	1	2:13.46	2:11.01	2:11.68	2:09.36	2:09.76	2:10.97	2:09.67			
120	Stuart HARPER										
	Lap	1	2	3	4	5	6	7	8	9	10
	1	2:09.10	2:09.49	2:13.01	2:08.31	2:08.40	2:08.95	2:06.42			
126	Scotty TAYLOR										
	Lap	1	2	3	4	5	6	7	8	9	10
	1	2:21.99	2:23.02	2:20.39	2:18.66	2:15.44	2:47.21				
128	Stephen DAVIE										
	Lap	1	2	3	4	5	6	7	8	9	10
	1	3:05.39	3:29.63								
129	John URE										
	Lap	1	2	3	4	5	6	7	8	9	10
	1	2:12.45	2:48.72	2:10.00	2:08.87	2:07.89	2:07.97	2:07.03	2:08.03		
130	Peter MANN										
	Lap	1	2	3	4	5	6	7	8	9	10
	1	2:38.92	2:35.00	2:33.00	2:32.28	2:30.06	2:30.55				
133	Duncan RICKETTS										
	Lap	1	2	3	4	5	6	7	8	9	10
	1	2:14.45	2:11.35	2:08.05	2:06.04	2:05.88	2:05.47	2:33.97			

134 Hubert FABRI

Lap	1	2	3	4	5	6	7	8	9	10
1	2:11.92	2:10.67	2:10.42	2:08.92	2:13.10	2:11.01				

137 David CLEWLEY

Lap	1	2	3	4	5	6	7	8	9	10
1	2:38.98	2:44.71	3:31.05	2:28.21	2:28.79	2:28.49				

140 Adrian VAN DER KROFT

Lap	1	2	3	4	5	6	7	8	9	10
1	2:15.64	2:14.28	2:12.75	2:12.12	2:13.07	2:15.07	2:13.12			

201 Graham BURROWS

Lap	1	2	3	4	5	6	7	8	9	10
1	2:14.22	2:14.08	2:12.35	2:12.18	2:11.94	2:11.52	2:11.06			

232 Ian LANDY

Lap	1	2	3	4	5	6	7	8	9	10
1	2:25.16	2:27.03	2:23.39	2:18.93	2:21.35	2:21.03	2:17.86			



The Vintage Sports-Car Club

PRACTICE

PROVISIONAL RESULT - SESSION 5

PI	No	CI Name	Car	Laps	Time on Lap	Behind	MPH
1	4	Anne TEMPLETON	MG KN Special S/S	7	2:15.84	3	71.34
2	3	Mark PIERCY	MG R Type	7	2:16.71	6 00.87	70.89
3	114	Robert CARR	AC/GN Special	6	2:17.26	3 01.42	70.60
4	121	John DENSHAM	Lea-Francis/Hotchiss Spe	3	2:17.72	3 01.88	70.37
5	131	Richard SCALDWELL	GN/JAP Grand Prix	6	2:18.63	6 02.79	69.91
6	77	Julian BRONSON	Riley Blue Streak	6	2:18.71	5 02.87	69.87
7	12	Duncan PITTAWAY	GN Vitesse	5	2:23.56	3 07.72	67.51
8	88	Stuart FEARNside	Bentley 3/8 2 Str Spl	6	2:23.83	5 07.99	67.38
9	46	Roger SWEET	Franziss Special	4	2:24.54	2 08.70	67.05
10	101	Sue DARBYSHIRE	Morgan Super Aero	4	2:25.79	3 09.95	66.47
11	89	David FLETCHER-JONES	Lagonda Rapier	5	2:28.89	2 13.05	65.09
12	11	Justin MAEERS	GN Parker	4	2:29.48	2 13.64	64.83
13	93	Peter MORLEY	Bentley 3/4.5	3	2:30.10	1 14.26	64.56
14	106	Neil PERKINS	Bugatti T37A	5	2:30.40	4 14.56	64.44
15	117	Mark WALKER	GN Thunderbug	5	2:32.07	1 16.23	63.73
16	234	Rodney SEBER	MG PA	6	2:38.35	5 22.51	61.20
17	43	Nicholas POWELL	Austin 7 Special	6	2:42.09	2 26.25	59.79
18	179	Robert WARDALE	Riley Special	5	2:44.24	5 28.40	59.01
19	155	Philip STRICKLAND	Bentley 4.5 Le Mans	5	2:51.26	2 35.42	56.59
20	22	Richard BRIGHTMAN	Riley NINE 12/4 Special	1	3:24.73	1 01:08.89	47.34
Not-Seen							
	39	Charles MACLEAN	Riley 9				
	5	Tom WALKER	GN Special				

Start Time : 10:51

Oulton Park

09 Jun 07 11:12

Clerk of Course:	Time Issued:	Chief Timekeeper:
------------------	--------------	-------------------

THESE RESULTS REMAIN PROVISIONAL FOR A MINIMUM OF 30 MINUTES FROM THE TIME OF ISSUE

PRACTICE

LAP TIMES - SESSION 5

3	Mark PIERCY										
	Lap	1	2	3	4	5	6	7	8	9	10
	1	2:24.43	2:18.83	2:17.25	2:23.20	2:18.83	2:16.71	3:03.05			
4	Anne TEMPLETON										
	Lap	1	2	3	4	5	6	7	8	9	10
	1	2:24.19	2:20.24	2:15.84	2:18.02	2:18.08	2:23.03	2:40.70			
11	Justin MAEERS										
	Lap	1	2	3	4	5	6	7	8	9	10
	1	2:29.67	2:29.48	2:32.19	2:37.43						
12	Duncan PITTAWAY										
	Lap	1	2	3	4	5	6	7	8	9	10
	1	2:27.21	2:24.64	2:23.56	2:24.33	2:34.96					
22	Richard BRIGHTMAN										
	Lap	1	2	3	4	5	6	7	8	9	10
	1	3:24.73									
43	Nicholas POWELL										
	Lap	1	2	3	4	5	6	7	8	9	10
	1	2:44.16	2:42.09	2:49.36	2:48.10	2:44.34	2:48.21				
46	Roger SWEET										
	Lap	1	2	3	4	5	6	7	8	9	10
	1	2:26.47	2:24.54	2:26.26	2:40.14						
77	Julian BRONSON										
	Lap	1	2	3	4	5	6	7	8	9	10
	1	2:22.37	2:18.74	2:21.54	2:18.98	2:18.71	2:29.35				
88	Stuart FEARNSIDE										
	Lap	1	2	3	4	5	6	7	8	9	10
	1	2:31.49	2:24.32	2:25.91	2:24.94	2:23.83	2:24.29				
89	David FLETCHER-JONES										
	Lap	1	2	3	4	5	6	7	8	9	10
	1	2:32.41	2:28.89	2:28.94	2:30.62	2:40.09					
93	Peter MORLEY										
	Lap	1	2	3	4	5	6	7	8	9	10
	1	2:30.10	2:34.60	2:45.13							
101	Sue DARBYSHIRE										
	Lap	1	2	3	4	5	6	7	8	9	10
	1	2:28.14	2:27.95	2:25.79	2:33.11						
106	Neil PERKINS										
	Lap	1	2	3	4	5	6	7	8	9	10
	1	2:41.18	2:31.37	2:31.54	2:30.40	2:41.30					

114	Robert CARR									
Lap	1	2	3	4	5	6	7	8	9	10
1	2:19.25	2:18.82	2:17.26	2:19.32	2:20.56	2:17.58				
117	Mark WALKER									
Lap	1	2	3	4	5	6	7	8	9	10
1	2:32.07	2:35.15	2:33.91	2:32.81	2:55.76					
121	John DENSHAM									
Lap	1	2	3	4	5	6	7	8	9	10
1	2:17.99	2:18.13	2:17.72							
131	Richard SCALDWELL									
Lap	1	2	3	4	5	6	7	8	9	10
1	2:23.75	2:21.65	2:18.85	2:21.31	2:18.78	2:18.63				
155	Philip STRICKLAND									
Lap	1	2	3	4	5	6	7	8	9	10
1	2:56.96	2:51.26	2:53.48	2:51.84	2:52.50					
179	Robert WARDALE									
Lap	1	2	3	4	5	6	7	8	9	10
1	2:53.16	2:50.59	2:49.20	2:48.18	2:44.24					
234	Rodney SEBER									
Lap	1	2	3	4	5	6	7	8	9	10
1	2:47.54	2:47.21	2:40.68	2:40.78	2:38.35	2:38.64				



The Vintage Sports-Car Club

PRACTICE

PROVISIONAL RESULT - SESSION 6

PI	No	CI Name	Car	Laps	Time on Lap	Behind	MPH
1	113	Alan MINSHAW	Maserati TIPO 61	6	2:01.24	5	79.93
2	119	Stephen GIBSON	Lister Jaguar Knobbly	8	2:01.70	5 00.46	79.63
3	102	Jamie McINTYRE	Lister Corvette	8	2:02.70	8 01.46	78.98
4	104	Rupert WOOD	WIDI Sports Racing	8	2:03.82	8 02.58	78.27
5	202	Barry CANNELL	Willment Sports Racing	6	2:06.88	2 05.64	76.38
6	141	Adrian VAN DER KROFT	Cooper T 39	7	2:08.59	5 07.35	75.37
7	99	Ewan McINTYRE	Rejo MK4	2	2:09.06	2 07.82	75.09
8	135	Hubert FABRI	Aston Martin DB3S	7	2:13.59	6 12.35	72.54
9	122	Alex QUATTLEBAUM	Leco Sports	7	2:18.00	7 16.76	70.23
10	116	Kerry HORAN	Kurtis SX500	7	2:21.96	5 20.72	68.27
11	103	Bruce RICHES	Elva MK 5 Sports	6	2:25.98	6 24.74	66.39
12	123	Mark BUTTERWORTH	Allard K3	6	2:27.55	6 26.31	65.68
13	76	Anthony WOOD	Lister Knobbly	2	2:51.23	2 49.99	56.60

Not-Seen

109	Tony BAILEY	Osca MT4
127	Michael HAIG	RGS MGA Special
200	Julian MAJZUB	Sadler Mk III
72	Hugo SHIPLEY	Lotus MK V1

Start Time : 11:18

Oulton Park

09 Jun 07 11:40

Clerk of Course:

Time Issued:

Chief Timekeeper:

THESE RESULTS REMAIN PROVISIONAL FOR A MINIMUM OF 30 MINUTES FROM THE TIME OF ISSUE

PRACTICE

LAP TIMES - SESSION 6

76	Anthony WOOD										
Lap	1	2	3	4	5	6	7	8	9	10	
1	4:04.61	2:51.23									
99	Ewan McINTYRE										
Lap	1	2	3	4	5	6	7	8	9	10	
1	2:13.18	2:09.06									
102	Jamie McINTYRE										
Lap	1	2	3	4	5	6	7	8	9	10	
1	2:09.47	2:05.98	2:02.96	2:03.68	2:04.83	2:03.78	2:04.59	2:02.70			
103	Bruce RICHES										
Lap	1	2	3	4	5	6	7	8	9	10	
1	2:39.87	2:35.14	2:32.59	2:30.12	2:27.88	2:25.98					
104	Rupert WOOD										
Lap	1	2	3	4	5	6	7	8	9	10	
1	2:09.23	2:05.05	2:14.88	2:05.41	2:05.16	2:19.45	2:07.09	2:03.82			
113	Alan MINSHAW										
Lap	1	2	3	4	5	6	7	8	9	10	
1	2:03.95	2:02.61	2:02.35	2:07.46	2:01.24	2:14.77					
116	Kerry HORAN										
Lap	1	2	3	4	5	6	7	8	9	10	
1	2:37.73	2:26.74	2:25.00	2:23.26	2:21.96	2:24.28	2:34.71				
119	Stephen GIBSON										
Lap	1	2	3	4	5	6	7	8	9	10	
1	2:04.67	2:03.82	2:04.37	2:06.54	2:01.70	2:01.99	3:00.88	2:02.53			
122	Alex QUATTLEBAUM										
Lap	1	2	3	4	5	6	7	8	9	10	
1	2:37.53	2:25.96	2:25.01	2:23.31	2:21.86	2:18.48	2:18.00				
123	Mark BUTTERWORTH										
Lap	1	2	3	4	5	6	7	8	9	10	
1	2:34.76	2:30.92	2:30.08	2:31.32	2:28.84	2:27.55					
135	Hubert FABRI										
Lap	1	2	3	4	5	6	7	8	9	10	
1	2:21.28	2:16.34	2:15.33	2:14.29	2:14.13	2:13.59	2:15.62				
141	Adrian VAN DER KROFT										
Lap	1	2	3	4	5	6	7	8	9	10	
1	2:12.58	2:09.61	2:10.48	2:08.91	2:08.59	2:08.65	2:09.10				
202	Barry CANNELL										
Lap	1	2	3	4	5	6	7	8	9	10	
1	2:10.99	2:06.88	2:08.97	2:07.93	2:09.61	2:22.92					