



**THE
VINTAGE SPORTS
CAR CLUB**

SILVERSTONE

22nd/23rd APRIL 2017

RESULTS BY



**HS Sports Ltd
Kinetic House, Varey Road
Congleton, Cheshire CW12 1UW
Tel. +44 (0)1260 275708
Fax +44 (0)1260 295625
www.hssports.co.uk**



The Vintage Sports-Car Club

VSCC CARS

PROVISIONAL RESULT - PRACTICE SESSION 1

PI	No	CI Name	Car	Laps	Time on Lap	Behind	MPH
1	48	Graham ADELMAN	Maserati 250 F	7	1:17.10	4	76.53
2	222	Christian PEDERSEN	Austin 7 Special	11	1:18.70	10	74.97
3	72	Dougal CAWLEY	GN/Ford Piglet	7	1:19.30	4	74.41
4	18	Ruediger FRIEDRICHS	Alvis Firefly	11	1:19.68	11	74.05
5	80	Andrew MITCHELL	HRG 1 1/2 Litre	11	1:20.51	3	73.29
6	121	Mark GILLIES	Aston Martin Speed Model	11	1:21.05	7	72.80
7	123	Harry PAINTER	MG PA	10	1:22.79	8	71.27
8	617	Andrew HALL	Frazer Nash Super Sports	10	1:22.91	10	71.17
9	199	Clive MORLEY	Bentley 3/4 1/2 Litre	6	1:23.41	5	70.74
10	5	Richard PILKINGTON	Talbot T26 SS	8	1:23.41	5	70.74
11	9	Richard HUDSON	Bentley 3/4 1/2 Litre	10	1:23.92	10	70.31
12	120	Ross KEELING	Delahaye 135MS	10	1:24.14	6	70.13
13	142	Paul BAKER	Frazer Nash Sports	10	1:24.36	10	69.94
14	136	Marcus BLACK	Talbot Lago T23	10	1:24.70	5	69.66
15	135	Jeffrey EDWARDS	Alvis Sports Special	7	1:25.11	4	69.33
16	111	John GUYATT	Talbot Lago T150C	10	1:25.31	10	69.16
17	31	Tim KNELLER	Riley TT Sprite	2	1:25.46	2	69.04
18	13	Tom WATERFIELD	GN Special	6	1:25.77	3	68.79
19	134	Richard ILIFFE	Riley Elf	10	1:26.14	5	68.50
20	128	James WHITMORE	Riley 12/4 Special	10	1:27.34	6	67.56
21	21	Mark BRETT	Ballamy-Ford (LMB) V8 Sp	2	1:28.50	2	66.67
22	143	Alexander HEWITSON	Riley 12/4 Special	9	1:28.90	9	66.37
23	40	Richard REAY-SMITH	Lagonda LG 45	7	1:29.24	7	66.12
24	149	Anthony FENWICK-WILSON	Railton LS Tourer	9	1:29.46	8	65.96
25	132	Trevor SWETE	Invicta S Type	9	1:29.72	9	65.76
26	43	Hamish MONRO	Frazer Nash Super Sports	5	1:32.35	1	63.89
27	42	Douglas MONRO	Frazer Nash Super Sports	2	1:32.67	2	63.67
28	168	Stephen RIDDINGTON	Riley 12/4 Special	9	1:33.97	4	62.79
29	161	Steve ALLEN	Bentley 4 1/4 Litre Spl	9	1:34.46	7	62.46
30	51	David DANIELS	Riley Grebe Replica	2	1:36.61	2	61.07
31	81	Roger TUSHINGHAM	MG N Type Special	6	1:37.26	2	60.67
32	165	David SAXL	Riley 12/4 Special	9	1:37.64	7	60.43
33	174	Nicholas MORLEY	Lagonda LG45 Open 2 Se	9	1:38.35	4	59.99
34	182	Brian ARCULUS	Alvis 12/70 Special	9	1:38.48	6	59.91
35	176	Robert BARBET	Riley Sports	8	1:40.08	7	58.96
36	181	Ian FYFE	Alvis 12/70 Special	8	1:42.28	8	57.69
37	185	Philip PARKINSON	Austin AD Tourer	8	1:44.90	8	56.25

Not-Seen

105	Durward LAWSON	Riley Special
90	David WYLIE	Frazer Nash Super Sports

Car 132 - PLEASE INCREASE SIZE OF BACKGROUND, CAR 40 - PLEASE FIT WORKING TRANSPONDER

Start Time : 09:00

Silverstone

22 Apr 17 09:21

Clerk of Course:

Time Issued:

Chief Timekeeper:

THESE RESULTS ARE PROVISIONAL UNTIL THE CONCLUSION OF ANY JUDICIAL AND TECHNICAL MATTERS

Timing by HS Sports Ltd - Results and Lap Times at www.theresultslive.co.uk/vintage-sports-car-club



The Vintage Sports-Car Club

HGPCA CARS

PROVISIONAL RESULT - PRACTICE SESSION 2

PI	No	CI	Name	Car	Laps	Time on Lap	Behind	MPH
1	24		Chris MIDDLEHURST	Loyus 18 907	11	1:02.39	2	94.57
2	22		Peter HORSMAN	Lotus 18/21 P1	15	1:02.65	9 00.26	94.18
3	79		Andrew HIBBERD	Lotus 18 915	16	1:04.06	10 01.67	92.11
4	18		Sam WILSON	Lotus 18 372	4	1:04.08	1 01.69	92.08
5	25		Andy MIDDLEHURST	Lotus 25 R4	14	1:04.27	4 01.88	91.81
6	3		Barry CANNELL	Brabham BT11A	18	1:04.59	16 02.20	91.35
7	66		Sid HOOLE	Cooper T66 F1	17	1:05.54	10 03.15	90.03
8	50		Wulf GOETZE	Cooper T53	18	1:06.35	3 03.96	88.93
9	37		Eddy PERK	Heron F1	18	1:06.48	11 04.09	88.75
10	71		Alan BAILLIE	Cooper T71/73	16	1:06.69	11 04.30	88.48
11	20		Marshall BAILEY	JBW F1	18	1:06.74	18 04.35	88.41
12	46		Guillermo FIERRO	Maserati 250F 2523	13	1:06.93	11 04.54	88.16
13	136		Andy WILLIS		7	1:07.35	5 04.96	87.61
14	32		Bernardo HARTOGS	Lotus 18/21 916	16	1:08.10	12 05.71	86.64
15	23		Nick TAYLOR	Lotus 18 914	15	1:08.11	12 05.72	86.63
16	21		Alex MORTON	Lotus 21 939/952	17	1:08.69	5 06.30	85.90
17	36		Tony BEST	Lotus 21 934	17	1:09.56	17 07.17	84.82
18	128		Geoffrey UNDERWOOD	Cooper T56	17	1:09.57	10 07.18	84.81
19	8		Tony DITHERIDGE	Cooper T45	15	1:09.69	4 07.30	84.67
20	48		Graham ADELMAN	Maserati 250F 2522/23/26	14	1:09.76	13 07.37	84.58
21	5		Erik STAES	Lotus 18.21 P2	17	1:09.83	15 07.44	84.50
22	14		Harindra DE SILVA	Lotus 24 946	15	1:09.85	6 07.46	84.47
23	34		John BUSSEY	Cooper T43	17	1:10.83	17 08.44	83.30
24	51		Ted WILLIAMS	Cooper T43/45	17	1:10.96	5 08.57	83.15
25	15		David WENMAN	Cooper Bristol Mk1 3/52	13	1:11.93	10 09.54	82.03
26	45		Paul GRANT	Cooper Bristol Mk2 3/52	16	1:12.91	13 10.52	80.93
27	41		Brian MAILE	Cooper T41	14	1:16.85	13 14.46	76.78

Not-Seen

11	Jon FAIRLEY	Brabham BT11/19
12	Rudi FRIEDRICHS	Cooper T53
35	Wolfgang FREIDRICHS	Aston Martin DBR4/1
7	Paul GRIFFIN	Cooper T51
9	Chris HELLIWELL	Cooper T75

Cars 14, 18 & 24 - PLEASE FIT WORKING TRANSPONDERS

Start Time : 09:21

Silverstone

22 Apr 17 10:01

Clerk of Course:

Time Issued:

Chief Timekeeper:

THESE RESULTS ARE PROVISIONAL UNTIL THE CONCLUSION OF ANY JUDICIAL AND TECHNICAL MATTERS

Timing by HS Sports Ltd - Results and Lap Times at www.theresultslive.co.uk/vintage-sports-car-club



The Vintage Sports-Car Club

VSCC CARS

PROVISIONAL RESULT - PRACTICE SESSION 3

PI	No	CI	Name	Car	Laps	Time on Lap	Behind	MPH
1	126		Andy BUSH	Riley TT Sprite Replica	10	1:22.86	8	71.21
2	116		Philip CHAMPION	Frazer Nash Super Sports	10	1:24.43	10	69.89
3	62		Simon BLAKENEY-EDWARDS	Frazer Nash Super Sports	10	1:24.56	9	69.78
4	114		Robert BEEBEE	Frazer Nash TT Rep	3	1:25.86	1	68.72
5	101		Richard BRADLEY	Aston Martin Ulster	9	1:26.55	8	68.17
6	196		Alastair PUGH	Frazer Nash/BMW 328	9	1:27.02	8	67.81
7	14		Jo BLAKENEY-EDWARDS	Frazer Nash Super Sports	5	1:27.39	5	67.52
8	129		Jonathan SHARP	Riley 12/4 TT Sprite	3	1:27.69	3	67.29
9	82		Ian STANDING	Riley Brooklands	10	1:27.90	3	67.13
10	43		Hamish MONRO	Frazer Nash Super Sports	6	1:28.25	2	66.86
11	130		Ralf EMMERLING	Riley Brooklands	9	1:29.50	7	65.93
12	139		Simon EDWARDS	Morgan AERO SuperSport	9	1:29.72	8	65.76
13	150		John BRIGGS	Aston Martin Ulster	9	1:31.00	4	64.84
14	102		David OZANNE	Aston Martin Speed Ulster	9	1:31.15	3	64.73
15	27		Chloe MASON	Aston Martin Ulster LM18	9	1:32.30	7	63.93
16	137		Nicolas ROSSI	Alfa Romeo 6C 1750 GS	7	1:33.07	3	63.40
17	125		John POLSON	Talbot AV 105	9	1:33.13	4	63.36
18	124		Freddie SMITH	Delahaye 135S	9	1:34.56	6	62.40
19	147		John EVERETT	Austin 7 Ulster Sport	9	1:34.64	5	62.35
20	184		Simon JACKSON	MG PB	9	1:34.64	8	62.35
21	83		David LAMB	Riley Brooklands	9	1:34.85	9	62.21
22	160		Roger BUXTON	Alfa Romeo 6C 1750 Zagat	9	1:35.07	9	62.06
23	156		Duncan POTTER	MG Monthery Midget	9	1:35.11	5	62.04
24	146		Andrew BAKER	Riley Brooklands	9	1:35.21	7	61.97
25	188		Geoffrey DELANEY	Lea-Francis Hyper	8	1:36.12	7	61.39
26	180		Fred BOOTHBY	MG J2	5	1:36.31	3	61.26
27	232		Chris CADMAN	MG Monthery Midget	9	1:37.51	7	60.51
28	77		Keith PIPER	Aston Martin International	8	1:37.60	5	60.45
29	144		John REEVE	Riley Brooklands	8	1:37.75	4	60.36
30	41		Adam GENTILLI	Frazer Nash TT Replica	5	1:37.79	5	60.34
31	177		Cyril HANCOCK	Fiat New Balilla	8	1:38.55	7	59.87
32	166		Norman PEMBERTON	Talbot 95/105	8	1:39.11	7	59.53
33	155		Chris GUEST	Bentley 4.5 Le Mans	9	1:40.75	4	58.56
34	183		Georgina BRADFIELD	Invicta S Type	8	1:40.86	8	58.50
35	175		Tim WADSWORTH	Lagonda 2 Ltr L/C Tourer	8	1:41.56	7	58.10
36	138		Alex PILKINGTON	Alfa Romeo 6C 1750	5	1:42.45	3	57.59
37	23		Edward HARVEY	Riley The Densham Imp	5	1:48.98	1	54.14

Not-Seen

235 Chris BALL Invicta S Type

Car 124 - PLEASE PROVIDE WHITE NUMBER BACKGROUND, Car 14 - FIT REGULATION NUMBERS

Start Time : 09:45

Silverstone

22 Apr 17 10:07

Clerk of Course:

Time Issued:

Chief Timekeeper:

THESE RESULTS ARE PROVISIONAL UNTIL THE CONCLUSION OF ANY JUDICIAL AND TECHNICAL MATTERS

Timing by HS Sports Ltd - Results and Lap Times at www.theresultslive.co.uk/vintage-sports-car-club



The Vintage Sports-Car Club

VSCC CARS

PROVISIONAL RESULT - PRACTICE SESSION 4

PI	No	CI	Name	Car	Laps	Time on Lap	Behind	MPH
1	34		Julian MAJZUB	Bugatti Type 35B	12	1:13.00	8	80.83
2	61		Patrick BLAKENEY-EDWARDS	Frazer Nash Super Sports	11	1:14.80	5 01.80	78.88
3	11		Justin MAEERS	GN Parker	11	1:14.86	6 01.86	78.82
4	71		Charles GILLET	Frazer Nash Super Sports	8	1:15.98	7 02.98	77.66
5	67		Tony LEES	AC/GN Cognac	6	1:17.43	4 04.43	76.20
6	115		Ewen GETLEY	Bentley 3/4 1/2 Litre	9	1:18.37	3 05.37	75.29
7	76		Chris HUDSON	Bugatti T35B	8	1:20.93	7 07.93	72.91
8	79		Bo WILLIAMS	Bugatti T35B	6	1:22.94	3 09.94	71.14
9	99		James MORLEY	Bentley 3/4 1/2 Litre	10	1:23.07	3 10.07	71.03
10	153		Oliver LLEWELLYN	Bentley 4.5	10	1:23.52	9 10.52	70.65
11	197		James RICKETTS	Riley 9 Monoposto	4	1:24.91	3 11.91	69.49
12	26		Steven SMITH	Hotchkiss AM80	10	1:25.30	10 12.30	69.17
13	140		Graham PADDICK	McDowell Ford Track Rac	7	1:28.51	2 15.51	66.66
14	198		Rodney SEBER	MG PB	9	1:29.65	7 16.65	65.82
15	164		Philip STRICKLAND	Bentley 4.5 Le Mans VDP	9	1:32.11	4 19.11	64.06
16	171		Guy NORTHAM	Bentley 4 1/2 Litre	9	1:37.44	8 24.44	60.55
17	152		Vivian BUSH	Bentley 3 Litre	9	1:39.77	7 26.77	59.14
18	169		William MEDCALF	Bentley 3 Litre	7	1:41.15	6 28.15	58.33
19	131		Gillian CARR	Vauxhall A/D Type	7	1:49.27	4 36.27	54.00
20	118		David LEWIS	Alvis Silver Eagle	1	2:02.75	1 49.75	48.07

Car 131 - FIT WORKING TRANSPONDER, Car 11 - REATTACH SIDE NUMBER, Car 171 - IMPROVE NUMBERS

Start Time : 10:06

Silverstone

22 Apr 17 10:24

Clerk of Course:

Time Issued:

Chief Timekeeper:

THESE RESULTS ARE PROVISIONAL UNTIL THE CONCLUSION OF ANY JUDICIAL AND TECHNICAL MATTERS

Timing by HS Sports Ltd - Results and Lap Times at www.theresultslive.co.uk/vintage-sports-car-club



The Vintage Sports-Car Club

FISCAR

PROVISIONAL RESULT - PRACTICE SESSION 5

PI	No	CI Name	Car	Laps	Time on Lap	Behind	MPH
1	236	Guillermo FIERRO ELETA	Maserati 300S	10	1:09.97	8	84.33
2	100	Christopher KEEN	Kurtis 500 S	15	1:10.61	14	83.56
3	28	James COTTINGHAM	Ferrari 500 TRC	6	1:11.22	5	82.85
4	209	Steven BROOKS	Aston Martin DB3S	16	1:11.75	15	82.24
5	58	Martin HUNT	HWM	13	1:12.78	9	81.07
6	207	Richard WOOLMER	Austin Healey 100M	17	1:13.15	12	80.66
7	298	Nick MATTHEWS	Austin Healey 100/4	17	1:13.62	5	80.15
8	20	Jonathan ABECASSIS	Austin Healey 100/4	16	1:13.91	14	79.83
9	203	John URE	Frazer Nash Le Mans Repl	7	1:14.71	5	78.98
10	208	Paul MORTIMER	Austin Healey 100M	16	1:14.96	5	78.71
11	401	Jason HARRIS	Austin Healey 100	16	1:15.20	8	78.46
12	85	Stephen BOND	Lister Flat Iron	9	1:15.64	5	78.01
13	106	Austin KINSELLA	Austin Healey	16	1:15.73	12	77.91
14	24	Jim CAMPBELL	Austin Healey 100/4	16	1:15.76	15	77.88
15	291	James BILDERBECK	Turner Climax	16	1:15.94	11	77.70
16	215	Mark HOBLE	Turner Mk 1	16	1:16.16	9	77.47
17	54	Martyn CORFIELD	Frazer Nash Le Mans Rep	12	1:16.28	11	77.35
18	217	Mike FREEMAN	Lotus Elite	7	1:16.37	4	77.26
19	211	David COTTINGHAM	AC Ace Bristol	15	1:16.40	12	77.23
20	227	Gideon HUDSON	Talbot AW 75	14	1:16.84	13	76.79
21	214	Tim PEARCE	A.C. Ace Bristol	16	1:17.03	15	76.60
22	204	David GRAUS	Frazer Nash Targa Florio	14	1:17.05	7	76.58
23	17	Alex QUATTLEBAUM	Leco Sports	16	1:17.28	5	76.35
24	75	Peter CAMPBELL	Wingfield Bristol Special	9	1:17.45	4	76.18
25	154	Paul ZILLER	Triumph TR2	10	1:17.56	9	76.08
26	212	Brian ARCULUS	Alfa Romeo Giulietta SVZ	15	1:18.52	14	75.15
27	216	John WATERSON	Lotus Elite 32	15	1:19.70	11	74.03
28	210	Mark MORGAN	AC Ace Bristol	12	1:20.18	7	73.59
29	219	Barry DYE	Lotus Elite	15	1:20.53	13	73.27
30	202	Nigel BATCHELOR	Cooper MG Sports	14	1:22.42	12	71.59
31	206	Matthew COLLINGS	HWM Cadillac	15	1:22.77	9	71.29
32	65	Craig McWILLIAM	Kieft Climax 1100	10	1:25.23	9	69.23
33	218	Keith HAMPSON	Sunbeam Alpine Le Mans	9	1:29.88	6	65.65

Not-Seen

205	Martin HUNT	Frazer Nash Le Mans Replc
234	Austin KINSELLA	Austin Healey
238	Alan HOUSE	Morgan Plus 4

Start Time : 10:24

Silverstone

22 Apr 17 10:58

Clerk of Course:

Time Issued:

Chief Timekeeper:

THESE RESULTS ARE PROVISIONAL UNTIL THE CONCLUSION OF ANY JUDICIAL AND TECHNICAL MATTERS

Timing by HS Sports Ltd - Results and Lap Times at www.theresultslive.co.uk/vintage-sports-car-club



The Vintage Sports-Car Club

VSCC CARS

PROVISIONAL RESULT - PRACTICE SESSION 6

PI	No	CI	Name	Car	Laps	Time on Lap	Behind	MPH
1	19		Marshall BAILEY	Lotus 16	12	1:07.71	8	87.14
2	213		Frederick HARPER	Kurtis Indy-Roadster	10	1:08.21	9 00.50	86.50
3	46		Guillermo FIERRO ELETA	Maserati 250F	7	1:08.22	5 00.51	86.49
4	3		Mark GILLIES	ERA R3A	12	1:08.43	8 00.72	86.23
5	4		Nicholas TOPLISS	ERA R4A	12	1:08.73	10 01.02	85.85
6	36		Anthony BEST	Ferrari 246 F1	12	1:08.92	10 01.21	85.61
7	48		Graham ADELMAN	Maserati 250 F	12	1:09.70	8 01.99	84.65
8	44		Duncan RICKETTS	Alta 2 Litre	10	1:10.35	7 02.64	83.87
9	266		Charlie MARTIN	Cooper Monaco T49	9	1:11.19	7 03.48	82.88
10	74		Sidney HOOLE	Cooper T41	12	1:11.41	7 03.70	82.63
11	56		Christopher PHILLIPS	Cooper Bristol Single Sea	11	1:11.76	7 04.05	82.22
12	233		Andrew WENMAN	Cooper Bristol Mk I	12	1:11.97	11 04.26	81.98
13	108		Ralf EMMERLING	Gemini Mk II	12	1:12.26	11 04.55	81.66
14	109		Nick TAYLOR	Elva 100	12	1:12.33	11 04.62	81.58
15	50		Crispian BESLEY	Elva 100 FJ	12	1:12.47	10 04.76	81.42
16	228		Steve RUSSELL	Cooper Bristol MKII	12	1:12.55	10 04.84	81.33
17	231		Harindra DE SILVA	Lola Mk2 FJ	12	1:12.55	12 04.84	81.33
18	45		Paul GRANT	Cooper Bristol MK2	12	1:12.71	7 05.00	81.15
19	39		Terry CRABB	ERA R12C	8	1:12.88	5 05.17	80.96
20	6		John URE	Cooper Bristol T24/25	10	1:13.43	6 05.72	80.35
21	15		Tania PILKINGTON	Cooper T43	12	1:13.85	11 06.14	79.90
22	7		Julian WILTON	ERA R7B	11	1:14.70	11 06.99	78.99
23	240		Robert COBDEN	Riley Falcon Special	6	1:15.89	2 08.18	77.75
24	241		Gareth BURNETT	Talbot Single Seater	8	1:16.36	6 08.65	77.27
25	113		Matt RICKETTS	Cooper Type 41	6	1:17.17	4 09.46	76.46
26	29		William GRIMSHAW	Moorland Mk1	4	1:17.74	2 10.03	75.90
27	195		Malcolm HILLS	MG KN Special	10	1:20.54	8 12.83	73.26
28	110		Anthony SMITH	Elva 100	11	1:21.83	10 14.12	72.11
29	68		Tim GREENHILL	Wolseley Hornet Special	5	1:21.93	4 14.22	72.02
30	70		Ian NUTHALL	Turner F2	10	1:23.32	5 15.61	70.82
31	104		Thomas HARDMAN	MG Bellevue Special	10	1:23.73	6 16.02	70.47
32	69		Ian BAXTER	Alta 61 I.S. Single Seat	3	1:24.39	2 16.68	69.92
33	148		Geoff TOMS	Fiat 508S	5	1:31.29	3 23.58	64.63
34	167		Andrew CROYSBILL	Riley 12/4	9	1:35.13	9 27.42	62.02
35	158		Stephanie WILTON	Austin S/S	6	1:42.61	6 34.90	57.50

Not-Seen

200	Nick GREWAL	Lola MK II FJ
221	Adrian VAN DER KROFT	Cooper T 39
237	Simon KELLEWAY	Lotus XI
97	Nick HAYWARD-COOK	Riley 9 Monoposto

Cars 233 & 266 - IMPROVE NUMBERS

Start Time : 10:50

Silverstone

22 Apr 17 11:19

Clerk of Course:

Time Issued:

Chief Timekeeper:

THESE RESULTS ARE PROVISIONAL UNTIL THE CONCLUSION OF ANY JUDICIAL AND TECHNICAL MATTERS

Timing by HS Sports Ltd - Results and Lap Times at www.theresultslive.co.uk/vintage-sports-car-club



The Vintage Sports-Car Club

1950'S SPORTS RACING CARS

PROVISIONAL RESULT - PRACTICE SESSION 7 Amended

PI	No	CI	Name	Car	Laps	Time on Lap	Behind	MPH
1	25		Steven BROOKS	Lister Jaguar Flat Iron	11	1:07.73	10	87.12
2	66		Justin MAEERS	Cooper Monaco T49	13	1:07.94	6 00.21	86.85
3	10		Tony BIANCHI	Farrellac Allard Sports	11	1:08.49	8 00.76	86.15
4	64		Tim LLEWELLYN	Allard J2	9	1:10.16	3 02.43	84.10
5	230		Barry WOOD	Lister Jaguar	13	1:11.04	10 03.31	83.06
6	239		John CLARK	Cooper Bobtail	11	1:11.13	4 03.40	82.95
7	58		Martin HUNT	HWM	12	1:11.24	7 03.51	82.82
8	60		Ruediger FRIEDRICHS	Jaguar C Type	13	1:12.27	10 04.54	81.64
9	57		Peter RUTT	Lola Mk 1	12	1:12.61	10 04.88	81.26
10	112		Barry CANNELL	Cooper Bobtail T39	12	1:13.38	7 05.65	80.41
11	107		Ralf EMMERLING	Elva Mk V	12	1:13.55	7 05.82	80.22
12	30		Marshall BAILEY	Cooper 39 Bobtail	12	1:13.69	7 05.96	80.07
13	2		James PATERSON	Lotus XI	12	1:13.85	7 06.12	79.90
14	237		Simon KELLEWAY	Lotus XI	12	1:14.54	8 06.81	79.16
15	55		Christopher PHILLIPS	Cooper Bristol	9	1:16.54	8 08.81	77.09
16	122		Stuart DEAN	MG Dick Jacobs Special	11	1:20.66	10 12.93	73.15

Not-Seen

47 Frederic WAKEMAN Cooper Jaguar Sports Racin

Correct Identification of car 66/266

Start Time : 11:11

Silverstone

22 Apr 17 12:12

Clerk of Course:

Time Issued:

Chief Timekeeper:

THESE RESULTS ARE PROVISIONAL UNTIL THE CONCLUSION OF ANY JUDICIAL AND TECHNICAL MATTERS

Timing by HS Sports Ltd - Results and Lap Times at www.theresultslive.co.uk/vintage-sports-car-club



The Vintage Sports-Car Club

VSCC CARS

PROVISIONAL RESULT - PRACTICE SESSION 8Amended

PI	No	CI	Name	Car	Laps	Time on Lap	Behind	MPH	
1	59		Julian GRIMWADE	Frazer Nash Single Seat	11	1:12.55	7	81.33	
2	95		James RICKETTS	MG KN Special	10	1:16.32	10	03.77	77.31
3	38		Pete CANDY	Riley Super Rat	8	1:19.79	7	07.24	73.95
4	96		Alistair PUGH	Frazer Nash/BMW 328	9	1:20.89	9	08.34	72.94
5	117		Sue DARBYSHIRE	Morgan Super Aero	5	1:23.00	3	10.45	71.09
6	90		David WYLIE	Frazer Nash Super Sports	10	1:23.23	7	10.68	70.89
7	84		Simon STOKES	Riley Treen	6	1:24.93	5	12.38	69.47
8	145		Hans VAN WORTEL	Riley Special	9	1:26.62	5	14.07	68.12
9	94		Nick HAYWARD-COOK	Austin 7 Monoposto	9	1:27.90	8	15.35	67.13
10	170		Theodore HUNT	Frazer Nash TT Rep	8	1:29.19	4	16.64	66.16
11	86		Edward BRADLEY	Aston Martin Ulster	9	1:29.80	6	17.25	65.71
12	133		William HILDYARD	Riley Brooklands Special	5	1:29.97	4	17.42	65.58
13	141		Mark ELDER	Austin Sports Special	9	1:30.43	9	17.88	65.25
14	52		Dennis BINGHAM	Riley Falcon Special	8	1:32.20	8	19.65	64.00
15	98		John SEBER	MG PB	9	1:33.10	4	20.55	63.38
16	831		Peter BRADFIELD	Invicta S Type	8	1:33.95	7	21.40	62.80
17	172		David ASPLIN	Austin 7 Ulster Replica	6	1:38.24	2	25.69	60.06
18	178		Alan HARPLEY	Avon/Alvis Special	8	1:39.30	4	26.75	59.42
19	189		David BIRNAGE	Austin 7 Ulster	8	1:39.42	5	26.87	59.35
20	88		Lucy DELANEY	Lea-Francis Hyper	8	1:45.76	7	33.21	55.79
21	159		Sara KELLEWAY	Riley 12/4 Special	8	1:45.86	4	33.31	55.74
22	173		Roland WOODTLI	Riley 15/6 Special	7	1:47.81	6	35.26	54.73
23	53		Leonard LORD	Riley Falcon	5	1:50.88	4	38.33	53.21

Not-Seen

148	Geoff TOMS	Fiat 508S
239	John CLARK	Cooper Bobtail
35	Duncan RICKETTS	ERA E-Type
91	Robert MIDDLETON	Aston Martin Speed 'Red Dra

Cars 86, 90 & 133 - IMPROVE NUMBERS (FIT CONTRASTING BACKGROUND)

Start Time : 11:31

Silverstone

22 Apr 17 12:52

Clerk of Course:

Time Issued:

Chief Timekeeper:

THESE RESULTS ARE PROVISIONAL UNTIL THE CONCLUSION OF ANY JUDICIAL AND TECHNICAL MATTERS

Timing by HS Sports Ltd - Results and Lap Times at www.theresultslive.co.uk/vintage-sports-car-club



The Vintage Sports-Car Club

FORMULA 3 500 CARS

PROVISIONAL RESULT - PRACTICE SESSION 9

PI	No	CI Name	Car	Laps	Time on Lap	Behind	MPH
1	6	Darrell WOODS	Cooper MK12	10	1:18.25	10	75.40
2	59	Xavier KINGSLAND	Staride MK3	10	1:18.58	10 00.33	75.09
3	17	Richard DE LA ROCHE	Cooper MK5	10	1:18.93	10 00.68	74.75
4	31	Mike FOWLER	Cooper MK5	9	1:20.52	7 02.27	73.28
5	67	Gordon RUSSELL	Mackson F3 500	10	1:20.66	5 02.41	73.15
6	18	John CHISHOLM	Arnott F3	6	1:22.98	6 04.73	71.11
7	16	Stuart WRIGHT	Cooper MK11	9	1:23.38	5 05.13	70.77
8	19	JB JONES	JLR	9	1:24.97	5 06.72	69.44
9	92	Steven JEFFORD	Cooper MK8	9	1:27.47	6 09.22	67.46
10	36	Kerry HORAN	Trenberth Vincent Comet	9	1:29.87	8 11.62	65.65
11	77	Adrian VAN DER KROFT	Cooper MK5	3	1:35.33	2 17.08	61.89
12	22	Nicholas POWELL	Cooper MK8	1	1:35.65	1 17.40	61.69
13	7	Nigel CHALLIS	Cooper MK8	1	4:21.34	1 03:03.09	22.58
Not-Seen							
	10	Richard ELLINGWORTH	Cooper MK9				
	145	Hans VAN WORTEL	Riley Special				

Start Time : 11:52

Silverstone

22 Apr 17 12:25

Clerk of Course:

Time Issued:

Chief Timekeeper:

THESE RESULTS ARE PROVISIONAL UNTIL THE CONCLUSION OF ANY JUDICIAL AND TECHNICAL MATTERS

Timing by HS Sports Ltd - Results and Lap Times at www.theresultslive.co.uk/vintage-sports-car-club



SILVERSTONE AND FOX & NICHOLL TROPHIES (VSCC SET 4 & 3)

RESULT - RACE 1

PI	No	Cl	Name	Car	Laps	Time	Behind	MPH	Best Lap on	MPH Handicap
1	18	D	Ruediger FRIEDRICHS	Alvis Firefly	12	15:37.71		75.51	1:17.08	12 76.55
2	72	D	Dougal CAWLEY	GN/Ford Piglet	12	15:50.92	13.21	74.46	1:17.36	5 76.27
3	617	B	Andrew HALL	Frazer Nash Super Sports	12	16:11.52	33.81	72.88	1:19.99	7 73.76
4	80	B	Andrew MITCHELL	HRG 1 1/2 Litre	12	16:11.92	34.21	72.85	1:19.36	10 74.35 19.60
5	121	B	Mark GILLIES	Aston Martin Speed Model	12	16:20.24	42.53	72.23	1:19.56	5 74.16 25.52
6	31	B	Tim KNELLER	Riley TT Sprite	12	16:48.23	1:10.52	70.23	1:22.17	7 71.81 22.19
7	199	D	Clive MORLEY	Bentley 3/4 1/2 Litre	12	16:49.68	1:11.97	70.13	1:22.79	10 71.27 16.20 *
8	9	D	Richard HUDSON	Bentley 3/4 1/2 Litre	12	16:50.67	1:12.96	70.06	1:22.13	10 71.84 25.11
9	134	D	Richard ILIFFE	Riley Elf	12	16:51.18	1:13.47	70.02	1:22.06	6 71.90 26.46
10	5	F	Richard PILKINGTON	Talbot T26 SS	12	16:52.15	1:14.44	69.95	1:22.50	10 71.52 22.15
11	90	B	David WYLIE	Frazer Nash Super Sports	12	16:52.64	1:14.93	69.92	1:22.15	12 71.82 26.84
12	136	F	Marcus BLACK	Talbot Lago T23	12	16:53.31	1:15.60	69.87	1:22.09	10 71.88 28.23
13	21	F	Mark BRETT	Ballamy-Ford (LMB) V8 Sp	12	16:54.31	1:16.60	69.81	1:22.76	10 71.30 21.19
14	142	B	Paul BAKER	Frazer Nash Sports	12	16:57.58	1:19.87	69.58	1:22.31	11 71.69 29.86
15	13	D	Tom WATERFIELD	GN Special	12	16:59.41	1:21.70	69.46	1:23.26	4 70.87 20.29
16	135	D	Jeffrey EDWARDS	Alvis Sports Special	11	15:41.99	1 Lap	68.90	1:23.91	5 70.32 18.98
17	111	F	John GUYATT	Talbot Lago T150C	11	15:42.40	1 Lap	68.87	1:22.95	6 71.13 29.95
18	143	B	Alexander HEWITSON	Riley 12/4 Special	11	16:39.09	1 Lap	64.96	1:28.70	8 66.52 23.39
19	40	F	Richard REAY-SMITH	Lagonda LG 45	11	16:42.44	1 Lap	64.75	1:28.04	6 67.02 34.00
20	132	F	Trevor SWETE	Invicta S Type	11	16:43.30	1 Lap	64.69	1:26.63	3 68.11 50.37
21	51	B	David DANIELS	Riley Grebe Replica	11	16:43.79	1 Lap	64.66	1:29.10	8 66.22 23.69
22	149	F	Anthony FENWICK-WILSON	Railton LS Tourer	11	16:50.37	1 Lap	64.24	1:28.45	2 66.71 37.42
23	168	B	Stephen RIDDINGTON	Riley 12/4 Special	11	17:04.31	1 Lap	63.36	1:30.08	4 65.50 33.43
24	81	B	Roger TUSHINGHAM	MG N Type Special	10	15:58.10	2 Laps	61.58	1:33.29	4 63.25 25.20
25	161	D	Steve ALLEN	Bentley 4 1/4 Litre Spl	10	15:59.10	2 Laps	61.52	1:33.06	4 63.40 28.50
26	182	C	Brian ARCULUS	Alvis 12/70 Special	10	16:10.33	2 Laps	60.81	1:33.36	5 63.20 36.73
27	174	B	Nicholas MORLEY	Lagonda LG45 Open 2 Sea	10	16:10.76	2 Laps	60.78	1:34.67	6 62.33 24.06
28	165	B	David SAXL	Riley 12/4 Special	10	16:35.87	2 Laps	59.25	1:36.38	4 61.22 32.07
29	181	B	Ian FYFE	Alvis 12/70 Special	10	16:47.64	2 Laps	58.56	1:38.37	8 59.98 23.94

Not-Classified

128	B	James WHITMORE	Riley 12/4 Special	8	11:57.80	DNF	65.76	1:26.79	2 67.98
120	F	Ross KEELING	Delahaye 135MS	7	10:12.22	DNF	67.46	1:22.45	2 71.56

Fastest Lap

80	B	Andrew MITCHELL	HRG 1 1/2 Litre				74.35	1:19.36	10 74.35
182	C	Brian ARCULUS	Alvis 12/70 Special				63.20	1:33.36	5 63.20
18	D	Ruediger FRIEDRICHS	Alvis Firefly				76.55	1:17.08	12 76.55
136	F	Marcus BLACK	Talbot Lago T23				71.88	1:22.09	10 71.88

Car 40 - FIT WORKING TRANSPONDER

Start Time : 12:53

Silverstone

22 Apr 17 13:16

Clerk of Course:

Time Issued:

Chief Timekeeper:

THESE RESULTS ARE PROVISIONAL UNTIL THE CONCLUSION OF ANY JUDICIAL AND TECHNICAL MATTERS

Timing by HS Sports Ltd - Results and Lap Times at www.theresultslive.co.uk/vintage-sports-car-club

RACE GRID

SILVERSTONE AND FOX & NICHOLL TROPHIES (VSCC SET 4 & 3)

RACE 1

ROW 16		90 David WYLIE	
ROW 15	181 01:42.280 Ian FYFE		182 01:38.480 Brian ARCULUS
ROW 14	174 01:38.350 Nicholas MORLEY	165 01:37.640 David SAXL	
ROW 13		81 01:37.260 Roger TUSHINGHAM	51 01:36.610 David DANIELS
ROW 12	161 01:34.460 Steve ALLEN	168 01:33.970 Stephen RIDDINGTON	
ROW 11		132 01:29.720 Trevor SWETE	149 01:29.460 Anthony FENWICK-WILS
ROW 10	40 01:29.240 Richard REAY-SMITH	143 01:28.900 Alexander HEWITSON	
ROW 9		21 01:28.500 Mark BRETT	128 01:27.340 James WHITMORE
ROW 8	134 01:26.140 Richard ILIFFE	13 01:25.770 Tom WATERFIELD	
ROW 7		31 01:25.460 Tim KNELLER	111 01:25.310 John GUYATT
ROW 6	135 01:25.110 Jeffrey EDWARDS	136 01:24.700 Marcus BLACK	
ROW 5		142 01:24.360 Paul BAKER	120 01:24.140 Ross KEELING
ROW 4	9 01:23.920 Richard HUDSON	5 01:23.410 Richard PILKINGTON	
ROW 3		199 01:23.410 Clive MORLEY	617 01:22.910 Andrew HALL
ROW 2	121 01:21.050 Mark GILLIES	80 01:20.510 Andrew MITCHELL	
ROW 1		18 01:19.680 Ruediger FRIEDRICHS	72 01:19.300 Dougal CAWLEY

Grid Used: White Markings

POLE

SILVERSTONE AND FOX & NICHOLL TROPHIES (VSCC SET 4 & 3)

LAP TIMES - RACE 1

5	Richard PILKINGTON									
Lap	1	2	3	4	5	6	7	8	9	10
1	1:30.24	1:24.92	1:24.50	1:24.20	1:24.54	1:23.32	1:23.93	1:22.84	1:24.68	1:22.50
11	1:22.51	1:23.97								
9	Richard HUDSON									
Lap	1	2	3	4	5	6	7	8	9	10
1	1:29.87	1:24.20	1:25.02	1:22.85	1:23.10	1:24.73	1:24.31	1:23.42	1:24.41	1:22.13
11	1:23.23	1:23.40								
13	Tom WATERFIELD									
Lap	1	2	3	4	5	6	7	8	9	10
1	1:30.51	1:23.39	1:23.98	1:23.26	1:24.77	1:23.75	1:26.63	1:24.07	1:25.14	1:24.27
11	1:25.06	1:24.58								
18	Ruediger FRIEDRICHS									
Lap	1	2	3	4	5	6	7	8	9	10
1	1:20.99	1:17.80	1:18.06	1:17.37	1:18.04	1:18.97	1:17.85	1:17.54	1:17.82	1:17.49
11	1:18.70	1:17.08								
21	Mark BRETT									
Lap	1	2	3	4	5	6	7	8	9	10
1	1:32.79	1:25.03	1:24.41	1:23.68	1:23.73	1:23.19	1:23.67	1:23.16	1:24.59	1:22.76
11	1:24.08	1:23.22								
31	Tim KNELLER									
Lap	1	2	3	4	5	6	7	8	9	10
1	1:30.53	1:24.40	1:22.61	1:22.86	1:24.32	1:22.99	1:22.17	1:23.69	1:22.77	1:23.75
11	1:25.41	1:22.73								
40	Richard REAY-SMITH									
Lap	1	2	3	4	5	6	7	8	9	10
1	1:31.88	1:31.88	1:31.88	1:28.94	1:47.17	1:28.04	1:28.42	1:29.29	1:28.60	1:28.25
11	1:28.08									
51	David DANIELS									
Lap	1	2	3	4	5	6	7	8	9	10
1	1:41.45	1:30.79	1:29.69	1:29.71	1:29.27	1:30.19	1:30.18	1:29.10	1:30.71	1:30.80
11	1:31.90									
72	Dougal CAWLEY									
Lap	1	2	3	4	5	6	7	8	9	10
1	1:21.44	1:17.86	1:18.32	1:18.25	1:17.36	1:19.35	1:21.23	1:21.14	1:19.48	1:19.02
11	1:18.76	1:18.71								
80	Andrew MITCHELL									
Lap	1	2	3	4	5	6	7	8	9	10
1	1:24.33	1:20.53	1:21.73	1:21.10	1:20.18	1:20.30	1:20.59	1:20.48	1:21.25	1:19.36
11	1:20.45	1:21.62								

81	Roger TUSHINGHAM											
	Lap	1	2	3	4	5	6	7	8	9	10	
	1	1:47.28	1:35.43	1:33.98	1:33.29	1:33.92	1:35.38	1:33.81	1:36.42	1:33.90	1:34.69	
90	David WYLIE											
	Lap	1	2	3	4	5	6	7	8	9	10	
	1	1:35.47	1:23.29	1:23.22	1:23.22	1:23.78	1:22.56	1:23.97	1:23.24	1:24.86	1:23.16	
	11	1:23.72	1:22.15									
111	John GUYATT											
	Lap	1	2	3	4	5	6	7	8	9	10	
	1	1:31.97	1:24.05	1:25.56	1:25.46	1:23.73	1:22.95	1:26.54	1:25.34	1:24.92	1:25.36	
	11	1:26.52										
120	Ross KEELING											
	Lap	1	2	3	4	5	6	7	8	9	10	
	1	1:29.26	1:22.45	1:23.02	1:29.15	1:25.93	1:25.01	1:37.40				
121	Mark GILLIES											
	Lap	1	2	3	4	5	6	7	8	9	10	
	1	1:27.81	1:21.59	1:20.94	1:19.87	1:19.56	1:20.88	1:20.67	1:20.40	1:21.78	1:20.85	
	11	1:22.37	1:23.52									
128	James WHITMORE											
	Lap	1	2	3	4	5	6	7	8	9	10	
	1	1:34.27	1:26.79	1:27.95	1:28.78	1:29.27	1:29.33	1:30.06	1:31.35			
132	Trevor SWETE											
	Lap	1	2	3	4	5	6	7	8	9	10	
	1	1:40.05	1:30.46	1:26.63	1:27.69	1:28.30	1:26.84	1:27.01	1:26.77	1:27.94	1:33.38	
	11	1:48.23										
134	Richard ILIFFE											
	Lap	1	2	3	4	5	6	7	8	9	10	
	1	1:32.34	1:24.46	1:24.75	1:22.73	1:23.67	1:22.06	1:22.59	1:25.16	1:24.86	1:22.40	
	11	1:23.17	1:22.99									
135	Jeffrey EDWARDS											
	Lap	1	2	3	4	5	6	7	8	9	10	
	1	1:33.81	1:25.23	1:25.16	1:24.28	1:23.91	1:25.04	1:25.60	1:24.08	1:24.61	1:25.51	
	11	1:24.76										
136	Marcus BLACK											
	Lap	1	2	3	4	5	6	7	8	9	10	
	1	1:31.08	1:24.43	1:23.87	1:23.71	1:23.09	1:24.83	1:24.12	1:22.84	1:25.93	1:22.09	
	11	1:24.94	1:22.38									
142	Paul BAKER											
	Lap	1	2	3	4	5	6	7	8	9	10	
	1	1:31.95	1:24.76	1:23.56	1:24.10	1:24.48	1:24.49	1:23.82	1:23.62	1:24.05	1:26.73	
	11	1:22.31	1:23.71									
143	Alexander HEWITSON											
	Lap	1	2	3	4	5	6	7	8	9	10	
	1	1:38.33	1:31.70	1:29.59	1:29.18	1:30.08	1:30.50	1:28.98	1:28.70	1:30.31	1:30.94	

11 1:30.78

149 Anthony FENWICK-WILSON

Lap	1	2	3	4	5	6	7	8	9	10
1	1:39.31	1:28.45	1:38.19	1:32.43	1:32.39	1:29.87	1:29.58	1:31.38	1:30.14	1:29.49
11	1:29.14									

161 Steve ALLEN

Lap	1	2	3	4	5	6	7	8	9	10
1	1:46.87	1:37.00	1:35.28	1:33.06	1:33.57	1:34.14	1:34.07	1:35.05	1:35.72	1:34.34

165 David SAXL

Lap	1	2	3	4	5	6	7	8	9	10
1	1:49.78	1:36.62	1:37.34	1:36.38	1:37.55	1:38.42	1:38.40	1:37.98	1:43.81	1:39.59

168 Stephen RIDDINGTON

Lap	1	2	3	4	5	6	7	8	9	10
1	1:42.69	1:30.82	1:31.04	1:30.08	1:31.32	1:35.62	1:32.05	1:31.23	1:30.51	1:35.75
11	1:33.20									

174 Nicholas MORLEY

Lap	1	2	3	4	5	6	7	8	9	10
1	1:48.95	1:35.45	1:36.24	1:36.98	1:35.87	1:34.67	1:37.05	1:34.77	1:35.98	1:34.80

181 Ian FYFE

Lap	1	2	3	4	5	6	7	8	9	10
1	1:50.42	1:38.83	1:39.51	1:38.68	1:38.73	1:39.09	1:38.91	1:38.37	1:43.74	1:41.36

182 Brian ARCULUS

Lap	1	2	3	4	5	6	7	8	9	10
1	1:46.47	1:35.16	1:38.18	1:35.62	1:33.36	1:34.26	1:35.58	1:36.38	1:36.48	1:38.84

199 Clive MORLEY

Lap	1	2	3	4	5	6	7	8	9	10
1	1:27.49	1:23.18	1:24.87	1:24.70	1:23.44	1:24.09	1:23.32	1:23.77	1:25.52	1:22.79
11	1:22.86	1:23.65								

617 Andrew HALL

Lap	1	2	3	4	5	6	7	8	9	10
1	1:24.74	1:20.37	1:21.59	1:21.70	1:20.29	1:20.21	1:19.99	1:20.73	1:20.16	1:20.23
11	1:21.36	1:20.15								

Lap Chart

SILVERSTONE AND FOX & NICHOLL TROPHIES (VSCC SET 4 & 3) - RACE 1

Lap 1		Lap 2		Lap 3		Lap 4		Lap 5		Lap 6		Lap 7		Lap 8		Lap 9		Lap 10	
No	Time	No	Time	No	Time	No	Time	No	Time	No	Time	No	Time	No	Time	No	Time	No	Time
18	1:20.99	18	2:38.79	18	3:56.85	18	5:14.22	18	6:32.26	18	7:51.23	18	9:09.08	18	10:26.62	18	11:44.44	18	13:01.93
72	1:21.44	72	2:39.30	72	3:57.62	72	5:15.87	72	6:33.23	40	7:51.76 *1	143	9:09.38 *1	132	10:26.98 *1	132	11:53.75 *1	165	13:12.47 *2
80	1:24.33	80	2:44.86	80	4:06.59	80	5:27.69	182	6:35.43 *1	72	7:52.58	51	9:11.10 *1	72	10:34.95	72	11:54.43	72	13:13.45
617	1:24.74	617	2:45.11	617	4:06.70	617	5:28.40	174	6:37.62 *1	81	8:03.90 *1	72	9:13.81	143	10:38.36 *1	128	11:57.80 *1	132	13:21.69 *1
199	1:27.49	121	2:49.40	121	4:10.34	121	5:30.21	165	6:40.12 *1	161	8:05.78 *1	40	9:19.80 *1	51	10:41.28 *1	143	12:07.06 *1	181	13:22.54 *2
121	1:27.81	199	2:50.67	120	4:14.73	199	5:40.24	181	6:47.44 *1	80	8:08.17	149	9:20.64 *1	40	10:48.22 *1	617	12:09.78	80	13:29.85
120	1:29.26	120	2:51.71	199	4:15.54	31	5:40.40	80	6:47.87	182	8:08.79 *1	168	9:21.57 *1	80	10:49.24	51	12:10.38 *1	617	13:30.01
9	1:29.87	13	2:53.90	31	4:17.54	13	5:41.14	617	6:48.69	617	8:08.90	80	9:28.76	617	10:49.62	80	12:10.49	121	13:34.35
5	1:30.24	9	2:54.07	13	4:17.88	9	5:41.94	121	6:49.77	121	8:10.65	617	9:28.89	149	10:50.22 *1	121	12:13.50	143	13:37.37 *1
13	1:30.51	31	2:54.93	9	4:19.09	136	5:43.09	199	7:03.68	174	8:13.49 *1	121	9:31.32	121	10:51.72	40	12:17.51 *1	51	13:41.09 *1
31	1:30.53	5	2:55.16	136	4:19.38	5	5:43.86	31	7:04.72	165	8:17.67 *1	81	9:39.28 *1	168	10:53.62 *1	149	12:21.60 *1	40	13:46.11 *1
136	1:31.08	136	2:55.51	5	4:19.66	120	5:43.88	9	7:05.04	181	8:26.17 *1	161	9:39.92 *1	81	11:13.09 *1	168	12:24.85 *1	149	13:51.74 *1
40	1:31.88	111	2:56.02	142	4:20.27	134	5:44.28	13	7:05.91	31	8:27.71	182	9:43.05 *1	31	11:13.57	31	12:36.34	168	13:55.36 *1
142	1:31.95	142	2:56.71	134	4:21.55	142	5:44.37	136	7:06.18	199	8:27.77	174	9:48.16 *1	161	11:13.99 *1	199	12:40.38	31	14:00.09
111	1:31.97	134	2:56.80	111	4:21.58	90	5:45.20	134	7:07.95	13	8:29.66	31	9:49.88	199	11:14.86	9	12:41.91	199	14:03.17
134	1:32.34	21	2:57.82	90	4:21.98	21	5:45.91	5	7:08.40	9	8:29.77	199	9:51.09	9	11:17.50	134	12:42.62	9	14:04.04
21	1:32.79	90	2:58.76	21	4:22.23	111	5:47.04	142	7:08.85	134	8:30.01	134	9:52.60	134	11:17.76	5	12:43.17	134	14:05.02
135	1:33.81	135	2:59.04	135	4:24.20	135	5:48.48	90	7:08.98	136	8:31.01	9	9:54.08	136	11:17.97	90	12:43.61	5	14:05.67
128	1:34.27	128	3:01.06	128	4:29.01	128	5:57.79	21	7:09.64	90	8:31.54	136	9:55.13	5	11:18.49	136	12:43.90	136	14:05.99
90	1:35.47	40	3:03.76	40	4:35.65	40	6:04.59	120	7:09.81	5	8:31.72	90	9:55.51	182	11:18.63 *1	21	12:44.25	90	14:06.77
143	1:38.33	149	3:07.76	132	4:37.14	132	6:04.83	111	7:10.77	21	8:32.83	5	9:55.65	90	11:18.75	142	12:44.83	21	14:07.01
149	1:39.31	143	3:10.03	143	4:39.62	143	6:08.80	135	7:12.39	142	8:33.34	165	9:56.09 *1	21	11:19.66	13	12:45.50	13	14:09.77
132	1:40.05	132	3:10.51	51	4:41.93	51	6:11.64	128	7:27.06	111	8:33.72	13	9:56.29	13	11:20.36	161	12:49.04 *1	142	14:11.56
51	1:41.45	51	3:12.24	168	4:44.55	168	6:14.63	132	7:33.13	120	8:34.82	21	9:56.50	142	11:20.78	81	12:49.51 *1	111	14:15.88
168	1:42.69	168	3:13.51	149	4:45.95	149	6:18.38	143	7:38.88	135	8:37.43	142	9:57.16	174	11:25.21 *1	111	12:50.52	135	14:17.23
182	1:46.47	182	3:21.63	81	4:56.69	81	6:29.98	51	7:40.91	128	8:56.39	111	10:00.26	111	11:25.60	135	12:51.72		
161	1:46.87	81	3:22.71	161	4:59.15	161	6:32.21	168	7:45.95	132	8:59.97	135	10:03.03	135	11:27.11	182	12:55.01 *1		
81	1:47.28	161	3:23.87	182	4:59.81			149	7:50.77			181	10:05.26 *1	165	11:34.49 *1	174	12:59.98 *1		
174	1:48.95	174	3:24.40	174	5:00.64							120	10:12.22	181	11:44.17 *1				
165	1:49.78	165	3:26.40	165	5:03.74							128	10:26.45						
181	1:50.42	181	3:29.25	181	5:08.76														

Lap Chart

SILVERSTONE AND FOX & NICHOLL TROPHIES (VSCC SET 4 & 3) - RACE 1

Lap 11		Lap 12		Lap 13		Lap 14		Lap 15		Lap 16		Lap 17		Lap 18		Lap 19		Lap 20	
No	Time	No	Time	No	Time	No	Time	No	Time	No	Time	No	Time	No	Time	No	Time	No	Time
18	14:20.63	18	15:37.71																
81	14:23.41 *2	135	15:41.99 *1																
161	14:24.76 *2	111	15:42.40 *1																
182	14:31.49 *2	72	15:50.92																
72	14:32.21	81	15:58.10 *2																
174	14:35.96 *2	161	15:59.10 *2																
80	14:50.30	182	16:10.33 *2																
617	14:51.37	174	16:10.76 *2																
132	14:55.07 *1	617	16:11.52																
165	14:56.28 *2	80	16:11.92																
121	14:56.72	121	16:20.24																
181	15:06.28 *2	165	16:35.87 *2																
143	15:08.31 *1	143	16:39.09 *1																
51	15:11.89 *1	40	16:42.44 *1																
40	15:14.36 *1	132	16:43.30 *1																
149	15:21.23 *1	51	16:43.79 *1																
31	15:25.50	181	16:47.64 *2																
199	15:26.03	31	16:48.23																
9	15:27.27	199	16:49.68																
5	15:28.18	149	16:50.37 *1																
134	15:28.19	9	16:50.67																
90	15:30.49	134	16:51.18																
136	15:30.93	5	16:52.15																
21	15:31.09	90	16:52.64																
168	15:31.11 *1	136	16:53.31																
142	15:33.87	21	16:54.31																
13	15:34.83	142	16:57.58																
		13	16:59.41																
		168	17:04.31 *1																



HGPCA RACE FOR PRE-1966 GRAND PRIX CARS

RESULT - RACE 2

PI	No	Cl	Name	Car	Laps	Time	Behind	MPH	Best Lap on	MPH
1	24		Chris MIDDLEHURST	Lotus 18 907	19	20:01.88		93.28	1:02.25	6 94.79
2	22	12	Peter HORSMAN	Lotus 18/21 P1	19	20:04.77	2.89	93.05	1:02.65	4 94.18
3	18	7b	Sam WILSON	Lotus 18 372	19	20:06.64	4.76	92.91	1:02.39	6 94.57
4	79	12	Andrew HIBBERD	Lotus 18 915	19	20:39.83	37.95	90.42	1:03.85	12 92.41
5	3	12	Barry CANNELL	Brabham BT11A	19	20:57.00	55.12	89.19	1:04.87	15 90.96
6	66	11	Sid HOOLE	Cooper T66 F1	19	21:20.54	1:18.66	87.55	1:05.57	6 89.99
7	37	10	Eddy PERK	Heron F1	18	20:26.14	1 Lap	86.62	1:07.00	8 88.07
8	50	12	Wulf GOETZE	Cooper T53	18	20:32.04	1 Lap	86.20	1:06.66	8 88.51
9	20	7b	Marshall BAILEY	JBW F1	18	20:38.98	1 Lap	85.72	1:07.30	7 87.67
10	23	10	Nick TAYLOR	Lotus 18 914	18	20:43.19	1 Lap	85.43	1:07.53	18 87.37
11	21	10	Alex MORTON	Lotus 21 939/952	18	20:51.23	1 Lap	84.88	1:08.63	13 85.97
12	71	10	Alan BAILLIE	Cooper T71/73	18	20:59.81	1 Lap	84.30	1:05.31	16 90.34
13	128		Geoffrey UNDERWOOD	Cooper T56	17	20:08.03	2 Laps	83.03	1:09.37	4 85.06
14	36	10	Tony BEST	Lotus 21 934	17	20:21.31	2 Laps	82.13	1:09.90	15 84.41
15	5	10	Erik STAES	Lotus 18.21 P2	17	20:24.07	2 Laps	81.95	1:10.22	16 84.03
16	48	6	Graham ADELMAN	Maserati 250F 2522/23/26	17	20:25.27	2 Laps	81.87	1:09.77	17 84.57
17	8	9	Tony DITHERIDGE	Cooper T45	17	20:25.95	2 Laps	81.82	1:10.05	17 84.23
18	34	7c	John BUSSEY	Cooper T43	17	20:27.47	2 Laps	81.72	1:10.59	12 83.59
19	45	5	Paul GRANT	Cooper Bristol Mk2 3/52	17	20:36.51	2 Laps	81.12	1:11.21	11 82.86
20	15	5	David WENMAN	Cooper Bristol Mk1 3/52	17	21:13.54	2 Laps	78.76	1:12.93	2 80.90
21	41	7c	Brian MAILE	Cooper T41	16	20:39.54	3 Laps	76.16	1:15.72	3 77.92
22	14	11	Harindra DE SILVA	Lotus 24 946	15	18:24.54	4 Laps	80.13	1:10.52	14 83.67
23	51	9	Ted WILLIAMS	Cooper T43/45	14	17:19.47	5 Laps	79.47	1:10.53	12 83.66
24	25	11	Andy MIDDLEHURST	Lotus 25 R4	8	8:47.68	11 Laps	89.45	1:05.01	6 90.76
25	32	10	Bernardo HARTOGS	Lotus 18/21 916	3	3:36.08	16 Laps	81.92	1:09.16	3 85.32

Fastest Lap

24	Chris MIDDLEHURST	Lotus 18 907	1:02.25	6 94.79
71	10 Alan BAILLIE	Cooper T71/73	1:05.31	16 90.34
25	11 Andy MIDDLEHURST	Lotus 25 R4	1:05.01	6 90.76
22	12 Peter HORSMAN	Lotus 18/21 P1	1:02.65	4 94.18
45	5 Paul GRANT	Cooper Bristol Mk2 3/52	1:11.21	11 82.86
48	6 Graham ADELMAN	Maserati 250F 2522/23/26	1:09.77	17 84.57
18	7b Sam WILSON	Lotus 18 372	1:02.39	6 94.57
34	7c John BUSSEY	Cooper T43	1:10.59	12 83.59
8	9 Tony DITHERIDGE	Cooper T45	1:10.05	17 84.23

Start Time : 13:20

Silverstone

22 Apr 17 13:48

Clerk of Course:

Time Issued:

Chief Timekeeper:

THESE RESULTS ARE PROVISIONAL UNTIL THE CONCLUSION OF ANY JUDICIAL AND TECHNICAL MATTERS

Timing by HS Sports Ltd - Results and Lap Times at www.theresultslive.co.uk/vintage-sports-car-club

RACE GRID

HGPCA RACE FOR PRE-1966 GRAND PRIX CARS

RACE 2

ROW 14		41 01:16.850 Brian MAILE
ROW 13	45 01:12.910 Paul GRANT	15 01:11.930 David WENMAN
ROW 12	51 01:10.960 Ted WILLIAMS	34 01:10.830 John BUSSEY
ROW 11	14 01:09.850 Harindra DE SILVA	5 01:09.830 Erik STAES
ROW 10	48 01:09.760 Graham ADELMAN	8 01:09.690 Tony DITHERIDGE
ROW 9	128 01:09.570 Geoffrey UNDERWOOD	36 01:09.560 Tony BEST
ROW 8	21 01:08.690 Alex MORTON	23 01:08.110 Nick TAYLOR
ROW 7	32 01:08.100 Bernardo HARTOGS	136 01:07.350 Andy WILLIS
ROW 6	46 01:06.930 Guillermo FIERRO	20 01:06.740 Marshall BAILEY
ROW 5	71 01:06.690 Alan BAILLIE	37 01:06.480 Eddy PERK
ROW 4	50 01:06.350 Wulf GOETZE	66 01:05.540 Sid HOOLE
ROW 3	3 01:04.590 Barry CANNELL	25 01:04.270 Andy MIDDLEHURST
ROW 2	18 01:04.080 Sam WILSON	79 01:04.060 Andrew HIBBERD
ROW 1	22 01:02.650 Peter HORSMAN	24 01:02.390 Chris MIDDLEHURST

POLE

HGPCA RACE FOR PRE-1966 GRAND PRIX CARS

LAP TIMES - RACE 2

3	Barry CANNELL									
Lap	1	2	3	4	5	6	7	8	9	10
1	1:13.63	1:06.66	1:05.67	1:05.82	1:05.16	1:05.39	1:05.64	1:05.67	1:05.63	1:05.30
11	1:06.48	1:07.43	1:07.41	1:05.17	1:04.87	1:04.88	1:04.93	1:06.08	1:05.18	
5	Erik STAES									
Lap	1	2	3	4	5	6	7	8	9	10
1	1:20.75	1:11.68	1:12.79	1:12.01	1:13.10	1:12.49	1:11.32	1:10.73	1:10.51	1:11.28
11	1:11.08	1:12.46	1:10.88	1:10.92	1:11.32	1:10.22	1:10.53			
8	Tony DITHERIDGE									
Lap	1	2	3	4	5	6	7	8	9	10
1	1:19.84	1:11.55	1:12.46	1:12.82	1:13.43	1:11.85	1:10.50	1:10.47	1:11.45	1:11.84
11	1:11.21	1:11.48	1:11.59	1:11.04	1:13.17	1:11.20	1:10.05			
14	Harindra DE SILVA									
Lap	1	2	3	4	5	6	7	8	9	10
1	1:23.43	1:13.15	1:11.67	1:11.70	1:12.30	1:13.83	1:12.83	1:11.39	1:11.46	1:11.12
11	1:11.16	1:12.35	1:12.52	1:10.52	1:25.11					
15	David WENMAN									
Lap	1	2	3	4	5	6	7	8	9	10
1	1:25.80	1:12.93	1:13.30	1:13.33	1:13.54	1:14.08	1:13.87	1:16.78	1:15.21	1:14.85
11	1:15.76	1:13.97	1:13.89	1:14.30	1:13.67	1:13.36	1:14.90			
18	Sam WILSON									
Lap	1	2	3	4	5	6	7	8	9	10
1	1:07.64	1:03.89	1:03.32	1:02.96	1:02.85	1:02.39	1:03.46	1:05.01	1:02.71	1:04.18
11	1:03.14	1:02.72	1:02.86	1:03.55	1:03.00	1:03.51	1:03.66	1:02.97	1:02.82	
20	Marshall BAILEY									
Lap	1	2	3	4	5	6	7	8	9	10
1	1:13.50	1:08.61	1:08.31	1:09.34	1:08.95	1:07.45	1:07.30	1:08.73	1:08.40	1:07.91
11	1:07.67	1:08.66	1:09.08	1:08.63	1:08.75	1:08.87	1:09.29	1:09.53		
21	Alex MORTON									
Lap	1	2	3	4	5	6	7	8	9	10
1	1:16.39	1:09.38	1:09.45	1:09.19	1:09.54	1:08.91	1:08.89	1:09.38	1:09.61	1:09.11
11	1:09.29	1:08.95	1:08.63	1:08.71	1:09.29	1:08.76	1:08.94	1:08.81		
22	Peter HORSMAN									
Lap	1	2	3	4	5	6	7	8	9	10
1	1:07.19	1:03.12	1:02.68	1:02.65	1:02.72	1:02.77	1:04.16	1:03.77	1:03.87	1:03.20
11	1:03.00	1:03.28	1:02.92	1:03.04	1:03.11	1:03.19	1:04.52	1:02.93	1:02.65	
23	Nick TAYLOR									
Lap	1	2	3	4	5	6	7	8	9	10
1	1:17.00	1:10.46	1:08.88	1:08.19	1:08.43	1:07.93	1:07.96	1:08.76	1:08.16	1:09.80
11	1:08.45	1:09.07	1:08.11	1:08.53	1:08.51	1:08.64	1:08.78	1:07.53		

24	Chris MIDDLEHURST									
Lap	1	2	3	4	5	6	7	8	9	10
1	1:06.47	1:02.95	1:02.97	1:02.29	1:02.57	1:02.25	1:03.66	1:02.83	1:02.76	1:02.35
11	1:02.31	1:03.47	1:03.45	1:02.75	1:03.18	1:05.28	1:03.66	1:02.67	1:04.01	
25	Andy MIDDLEHURST									
Lap	1	2	3	4	5	6	7	8	9	10
1	1:09.88	1:05.28	1:05.50	1:05.75	1:05.90	1:05.01	1:05.11	1:05.25		
32	Bernardo HARTOGS									
Lap	1	2	3	4	5	6	7	8	9	10
1	1:16.52	1:10.40	1:09.16							
34	John BUSSEY									
Lap	1	2	3	4	5	6	7	8	9	10
1	1:23.09	1:11.88	1:11.52	1:12.20	1:13.07	1:13.38	1:11.95	1:10.75	1:10.93	1:11.90
11	1:10.81	1:10.59	1:11.13	1:10.86	1:11.13	1:11.16	1:11.12			
36	Tony BEST									
Lap	1	2	3	4	5	6	7	8	9	10
1	1:21.35	1:11.67	1:11.84	1:13.16	1:13.31	1:13.32	1:11.40	1:10.45	1:11.40	1:10.52
11	1:10.92	1:10.50	1:10.49	1:10.27	1:09.90	1:10.25	1:10.56			
37	Eddy PERK									
Lap	1	2	3	4	5	6	7	8	9	10
1	1:12.25	1:07.91	1:07.81	1:07.48	1:08.00	1:08.46	1:07.53	1:07.00	1:08.23	1:08.32
11	1:08.31	1:08.64	1:07.71	1:07.40	1:07.90	1:08.12	1:07.41	1:07.66		
41	Brian MAILE									
Lap	1	2	3	4	5	6	7	8	9	10
1	1:25.43	1:15.92	1:15.72	1:17.25	1:16.92	1:16.96	1:16.83	1:17.02	1:18.89	1:16.65
11	1:17.27	1:16.76	1:17.01	1:18.35	1:16.04	1:16.52				
45	Paul GRANT									
Lap	1	2	3	4	5	6	7	8	9	10
1	1:23.87	1:12.05	1:11.93	1:11.22	1:12.80	1:13.49	1:12.91	1:11.34	1:11.52	1:11.29
11	1:11.21	1:11.59	1:11.56	1:11.73	1:11.54	1:12.37	1:14.09			
48	Graham ADELMAN									
Lap	1	2	3	4	5	6	7	8	9	10
1	1:22.30	1:13.15	1:11.46	1:12.40	1:11.66	1:13.92	1:12.62	1:10.60	1:11.71	1:10.22
11	1:10.65	1:10.78	1:11.38	1:10.07	1:11.98	1:10.60	1:09.77			
50	Wulf GOETZE									
Lap	1	2	3	4	5	6	7	8	9	10
1	1:14.14	1:08.53	1:07.96	1:09.32	1:07.72	1:07.30	1:07.08	1:06.66	1:07.86	1:10.23
11	1:07.76	1:07.97	1:08.60	1:07.87	1:07.44	1:07.75	1:08.87	1:08.98		
51	Ted WILLIAMS									
Lap	1	2	3	4	5	6	7	8	9	10
1	1:20.19	1:11.62	1:12.75	1:11.39	1:13.98	1:12.64	1:11.20	1:11.80	1:12.67	1:11.39
11	1:13.30	1:10.53	1:11.51	1:34.50						
66	Sid HOOLE									
Lap	1	2	3	4	5	6	7	8	9	10

1	1:11.86	1:06.41	1:06.10	1:06.21	1:06.07	1:05.57	1:06.37	1:05.99	1:06.86	1:06.27
11	1:05.82	1:07.31	1:08.14	1:06.73	1:06.74	1:06.60	1:06.23	1:06.55	1:18.71	

71 Alan BAILLIE

Lap	1	2	3	4	5	6	7	8	9	10
1	1:14.50	1:08.62	1:07.96	1:08.11	1:09.28	1:07.20	1:06.92	1:54.57	1:06.21	1:07.53
11	1:07.21	1:07.67	1:06.40	1:05.36	1:05.77	1:05.31	1:05.71	1:05.48		

79 Andrew HIBBERD

Lap	1	2	3	4	5	6	7	8	9	10
1	1:11.10	1:05.07	1:05.01	1:05.36	1:04.68	1:04.01	1:05.28	1:04.82	1:05.08	1:07.95
11	1:04.75	1:03.85	1:04.90	1:04.53	1:04.95	1:04.65	1:04.66	1:04.42	1:04.76	

128 Geoffrey UNDERWOOD

Lap	1	2	3	4	5	6	7	8	9	10
1	1:17.37	1:10.19	1:11.81	1:09.37	1:10.47	1:09.94	1:10.25	1:11.94	1:11.11	1:10.14
11	1:10.02	1:11.74	1:10.50	1:09.61	1:10.88	1:11.53	1:11.16			

Lap Chart

HGPCA RACE FOR PRE-1966 GRAND PRIX CARS - RACE 2

Lap 1		Lap 2		Lap 3		Lap 4		Lap 5		Lap 6		Lap 7		Lap 8		Lap 9		Lap 10	
No	Time	No	Time	No	Time	No	Time	No	Time	No	Time	No	Time	No	Time	No	Time	No	Time
24	1:06.47	24	2:09.42	24	3:12.39	24	4:14.68	24	5:17.25	24	6:19.50	24	7:23.16	24	8:25.99	24	9:28.75	24	10:31.10
22	1:07.19	22	2:10.31	22	3:12.99	22	4:15.64	22	5:18.36	22	6:21.13	36	7:24.65 *1	22	8:29.06	128	9:31.34 *1	22	10:36.13
18	1:07.64	18	2:11.53	18	3:14.85	18	4:17.81	18	5:20.66	18	6:23.05	48	7:24.89 *1	18	8:31.52	22	9:32.93	18	10:38.41
25	1:09.88	25	2:15.16	25	3:20.66	25	4:26.41	25	5:31.22	79	6:31.24 *1	34	7:25.14 *1	8	8:32.45 *1	18	9:34.23	128	10:42.45 *1
79	1:11.10	79	2:16.17	79	3:21.18	79	4:26.54	25	5:32.31	79	6:35.23	22	7:25.29	51	8:33.77 *1	8	9:42.92 *1	8	10:54.37 *1
66	1:11.86	66	2:18.27	66	3:24.37	66	4:30.58	66	5:36.65	25	6:37.32	45	7:25.36 *1	5	8:34.14 *1	5	9:44.87 *1	5	10:55.38 *1
37	1:12.25	37	2:20.16	3	3:25.96	3	4:31.78	3	5:36.94	66	6:42.22	14	7:26.08 *1	36	8:36.05 *1	51	9:45.57 *1	36	10:57.90 *1
20	1:13.50	3	2:20.29	37	3:27.97	37	4:35.45	37	5:43.45	3	6:42.33	18	7:26.51	34	8:37.09 *1	36	9:46.50 *1	51	10:58.24 *1
3	1:13.63	20	2:22.11	20	3:30.42	71	4:39.19	50	5:47.67	37	6:51.91	15	7:32.98 *1	48	8:37.51 *1	34	9:47.84 *1	79	10:58.36
50	1:14.14	50	2:22.67	50	3:30.63	20	4:39.76	71	5:48.47	50	6:54.97	79	7:40.51	45	8:38.27 *1	48	9:48.11 *1	34	10:58.77 *1
71	1:14.50	71	2:23.12	71	3:31.08	50	4:39.95	20	5:48.71	71	6:55.67	25	7:42.43	14	8:38.91 *1	45	9:49.61 *1	48	10:59.82 *1
21	1:16.39	21	2:25.77	21	3:35.22	21	4:44.41	23	5:52.96	20	6:56.16	3	7:47.97	79	8:45.33	14	9:50.30 *1	45	11:01.13 *1
32	1:16.52	32	2:26.92	32	3:36.08	23	4:44.53	21	5:53.95	23	7:00.89	41	7:48.20 *1	15	8:46.85 *1	79	9:50.41	14	11:01.76 *1
23	1:17.00	23	2:27.46	23	3:36.34	128	4:48.74	128	5:59.21	21	7:02.86	66	7:48.59	25	8:47.68	71	9:57.16 *1	71	11:03.37 *1
128	1:17.37	128	2:27.56	128	3:39.37	51	4:55.95	51	6:09.93	128	7:09.15	37	7:59.44	3	8:53.64	3	9:59.27	3	11:04.57
8	1:19.84	8	2:31.39	8	3:43.85	8	4:56.67	8	6:10.10	8	7:21.95	50	8:02.05	66	8:54.58	66	10:01.44	66	11:07.71
51	1:20.19	51	2:31.81	51	3:44.56	5	4:57.23	5	6:10.33	51	7:22.57	71	8:02.59	41	9:05.03 *1	15	10:03.63 *1	15	11:18.84 *1
5	1:20.75	5	2:32.43	36	3:44.86	36	4:58.02	48	6:10.97	5	7:22.82	20	8:03.46	37	9:06.44	37	10:14.67	37	11:22.99
36	1:21.35	36	2:33.02	5	3:45.22	34	4:58.69	36	6:11.33			23	8:08.85	50	9:08.71	50	10:16.57	50	11:26.80
48	1:22.30	34	2:34.97	34	3:46.49	45	4:59.07	34	6:11.76			21	8:11.75	20	9:12.19	20	10:20.59	20	11:28.50
34	1:23.09	48	2:35.45	48	3:46.91	48	4:59.31	45	6:11.87			128	8:19.40	23	9:17.61	41	10:22.05 *1		
14	1:23.43	45	2:35.92	45	3:47.85	14	4:59.95	14	6:12.25					21	9:21.13	23	10:25.77		
45	1:23.87	14	2:36.58	14	3:48.25	15	5:05.36	15	6:18.90							21	10:30.74		
41	1:25.43	15	2:38.73	15	3:52.03	41	5:14.32												
15	1:25.80	41	2:41.35	41	3:57.07														

Lap Chart

HGPCA RACE FOR PRE-1966 GRAND PRIX CARS - RACE 2

Lap 11		Lap 12		Lap 13		Lap 14		Lap 15		Lap 16		Lap 17		Lap 18		Lap 19		Lap 20	
No	Time	No	Time	No	Time	No	Time	No	Time	No	Time	No	Time	No	Time	No	Time	No	Time
24	11:33.41	24	12:36.88	24	13:40.33	24	14:43.08	24	15:46.26	24	16:51.54	24	17:55.20	24	18:57.87	24	20:01.88		
23	11:35.57 *1	22	12:42.41	50	13:42.53 *1	37	14:47.65 *1	45	15:46.78 *2	5	16:52.00 *2	22	17:59.19	22	19:02.12	22	20:04.77		
22	11:39.13	23	12:44.02 *1	20	13:44.83 *1	22	14:48.37	14	15:48.91 *2	48	16:52.92 *2	36	18:00.50 *2	18	19:03.82	18	20:06.64		
21	11:39.85 *1	18	12:44.27	22	13:45.33	18	14:50.68	22	15:51.48	34	16:54.06 *2	18	18:00.85	36	19:10.75 *2	128	20:08.03 *2		
41	11:40.94 *2	21	12:49.14 *1	18	13:47.13	50	14:51.13 *1	18	15:53.68	22	16:54.67	5	18:03.32 *2	5	19:13.54 *2	36	20:21.31 *2		
18	11:41.55	41	12:57.59 *2	15	13:49.45 *2	20	14:53.91 *1	37	15:55.05 *1	18	16:57.19	8	18:04.70 *2	48	19:15.50 *2	5	20:24.07 *2		
128	11:52.59 *1	128	13:02.61 *1	23	13:53.09 *1	23	15:01.20 *1	50	15:59.00 *1	45	16:58.51 *2	48	18:04.90 *2	8	19:15.90 *2	48	20:25.27 *2		
79	12:03.11	79	13:06.96	21	13:58.09 *1	15	15:03.42 *2	20	16:02.54 *1	14	16:59.43 *2	34	18:05.19 *2	34	19:16.35 *2	8	20:25.95 *2		
8	12:06.21 *1	8	13:17.42 *1	79	14:11.86	21	15:06.72 *1	23	16:09.73 *1	37	17:02.95 *1	41	18:06.98 *3	37	19:18.48 *1	37	20:26.14 *1		
5	12:06.66 *1	5	13:17.74 *1	128	14:14.35 *1	79	15:16.39	21	16:15.43 *1	50	17:06.44 *1	45	18:10.05 *2	45	19:22.42 *2	34	20:27.47 *2		
36	12:08.42 *1	71	13:18.11 *1	41	14:14.86 *2	128	15:24.85 *1	15	16:17.31 *2	20	17:11.29 *1	37	18:11.07 *1	41	19:23.02 *3	50	20:32.04 *1		
51	12:09.63 *1	3	13:18.48	71	14:25.78 *1	3	15:31.06	79	16:21.34	23	17:18.24 *1	50	18:14.19 *1	50	19:23.06 *1	45	20:36.51 *2		
48	12:10.04 *1	36	13:19.34 *1	3	14:25.89	41	15:31.62 *2	128	16:34.46 *1	51	17:19.47 *2	20	18:20.16 *1	20	19:29.45 *1	20	20:38.98 *1		
34	12:10.67 *1	48	13:20.69 *1	8	14:28.90 *1	71	15:32.18 *1	3	16:35.93	21	17:24.72 *1	14	18:24.54 *2	79	19:35.07	41	20:39.54 *3		
71	12:10.90 *1	66	13:20.84	66	14:28.98	66	15:35.71	71	16:37.54 *1	79	17:25.99	23	18:26.88 *1	23	19:35.66 *1	79	20:39.83		
3	12:11.05	34	13:21.48 *1	36	14:29.84 *1	36	15:40.33 *1	66	16:42.45	15	17:31.61 *2	79	18:30.65	21	19:42.42 *1	23	20:43.19 *1		
45	12:12.42 *1	51	13:22.93 *1	5	14:30.20 *1	8	15:40.49 *1	41	16:48.63 *2	3	17:40.81	21	18:33.48 *1	3	19:51.82	21	20:51.23 *1		
14	12:12.88 *1	45	13:23.63 *1	48	14:31.47 *1	5	15:41.08 *1	36	16:50.60 *1	71	17:43.31 *1	15	18:45.28 *2	71	19:54.33 *1	3	20:57.00		
66	12:13.53	14	13:24.04 *1	34	14:32.07 *1	48	15:42.85 *1	8	16:51.53 *1	128	17:45.34 *1	3	18:45.74	15	19:58.64 *2	71	20:59.81 *1		
37	12:31.30	37	13:39.94	51	14:33.46 *1	34	15:43.20 *1			66	17:49.05	71	18:48.62 *1	66	20:01.83	15	21:13.54 *2		
15	12:33.69 *1			45	14:35.22 *1	51	15:44.97 *1					66	18:55.28			66	21:20.54		
50	12:34.56			14	14:36.39 *1							128	18:56.87 *1						
20	12:36.17																		



STANDARD & MODIFIED PRE-WAR SPORTS CARS (VSCC SET 3)

RESULT - RACE 3

PI	No	Cl	Name	Car	Laps	Time	Behind	MPH	Best Lap on	MPH Handicap
1	80	B	Andrew MITCHELL	HRG 1 1/2 Litre	11	15:17.06		70.77	1:20.92	4 72.92
2	31	B	Tim KNELLER	Riley TT Sprite	11	15:18.15	1.09	70.69	1:20.88	4 72.95
3	62	B	Simon BLAKENEY-EDWARDS	Frazer Nash Super Sports	11	15:35.28	18.22	69.40	1:24.04	4 70.21
4	116	B	Philip CHAMPION	Frazer Nash Super Sports	11	15:36.22	19.16	69.33	1:23.80	3 70.41 14.42
5	101	B	Richard BRADLEY	Aston Martin Ulster	11	15:59.54	42.48	67.64	1:26.14	9 68.50 12.00 *
6	102	C	David OZANNE	Aston Martin Speed Ulster	11	16:18.63	1:01.57	66.32	1:26.38	4 68.31 28.45
7	150	B	John BRIGGS	Aston Martin Ulster	11	16:21.07	1:04.01	66.16	1:26.92	7 67.88 24.95
8	130	A	Ralf EMMERLING	Riley Brooklands	11	16:32.26	1:15.20	65.41	1:28.20	2 66.90 22.06
9	137		Nicolas ROSSI	Alfa Romeo 6C 1750 GS	10	15:26.33	1 Lap	63.70	1:31.06	2 64.80 15.73
10	831	F	Peter BRADFIELD	Invicta S Type	10	15:29.86	1 Lap	63.45	1:30.68	9 65.07 23.06
11	27	B	Chloe MASON	Aston Martin Ulster LM18	10	15:30.30	1 Lap	63.42	1:30.38	2 65.28 26.50
12	125	D	John POLSON	Talbot AV 105	10	15:37.57	1 Lap	62.93	1:31.45	4 64.52 23.07
13	124	F	Freddie SMITH	Delahaye 135S	10	15:42.92	1 Lap	62.58	1:31.79	9 64.28 25.02
14	156		Duncan POTTER	MG Montlhery Midget	10	15:43.38	1 Lap	62.55	1:31.84	9 64.25 24.98
15	180		Fred BOOTHBY	MG J2	10	16:01.14	1 Lap	61.39	1:34.22	10 62.62 18.94
16	160		Roger BUXTON	Alfa Romeo 6C 1750 Zagat	10	16:01.96	1 Lap	61.34	1:33.73	4 62.95 24.66
17	147	A	John EVERETT	Austin 7 Ulster Sport	10	16:03.24	1 Lap	61.26	1:34.36	6 62.53 19.64
18	188	B	Geoffrey DELANEY	Lea-Francis Hyper	10	16:10.19	1 Lap	60.82	1:33.68	7 62.98 33.39
19	184	A	Simon JACKSON	MG PB	10	16:11.92	1 Lap	60.71	1:34.73	4 62.29 24.62
20	41	B	Adam GENTILLI	Frazer Nash TT Replica	10	16:22.53	1 Lap	60.05	1:35.32	7 61.90 29.33
21	166	D	Norman PEMBERTON	Talbot 95/105	10	16:45.23	1 Lap	58.70	1:33.03	3 63.42 74.93
22	144	A	John REEVE	Riley Brooklands	9	15:17.14	2 Laps	57.90	1:36.16	3 61.36 51.70
23	175	C	Tim WADSWORTH	Lagonda 2 Ltr L/C Tourer	9	15:17.42	2 Laps	57.88	1:38.69	7 59.79 29.21
24	177	A	Cyril HANCOCK	Fiat New Balilla	9	15:18.21	2 Laps	57.83	1:38.33	8 60.01 33.24
25	77	B	Keith PIPER	Aston Martin International	9	15:19.19	2 Laps	57.77	1:38.67	9 59.80 31.16
26	146	A	Andrew BAKER	Riley Brooklands	9	15:39.58	2 Laps	56.52	1:38.46	2 59.93 53.44
27	232		Chris CADMAN	MG Monthery Midget	8	15:27.72	3 Laps	50.88	1:35.93	3 61.51 160.28

Start Time : 13:49

Silverstone

22 Apr 17 14:32

Clerk of Course:

Time Issued:

Chief Timekeeper:

THESE RESULTS ARE PROVISIONAL UNTIL THE CONCLUSION OF ANY JUDICIAL AND TECHNICAL MATTERS

Timing by HS Sports Ltd - Results and Lap Times at www.theresultslive.co.uk/vintage-sports-car-club

PI	No	Cl	Name	Car	Laps	Time	Behind	MPH	Best Lap on	MPH Handicap
Not-Classified										
126	B		Andy BUSH	Riley TT Sprite Replica	9	12:31.82	DNF	70.63	1:22.14	4 71.83
196	C		Alastair PUGH	Frazer Nash/BMW 328	7	10:33.27	DNF	65.22	1:23.17	4 70.94
155	F		Chris GUEST	Bentley 4.5 Le Mans	7	12:06.10	DNF	56.88	1:38.33	4 60.01
82	A		Ian STANDING	Riley Brooklands	4	6:33.37	DNF	60.00	1:28.10	2 66.97
43	B		Hamish MONRO	Frazer Nash Super Sports	3	7:06.63	DNF	41.49	1:25.64	3 68.90
139	A		Simon EDWARDS	Morgan AERO SuperSport	2	3:18.70	DNF	59.39	1:42.42	2 57.61
14	B		Jo BLAKENEY-EDWARDS	Frazer Nash Super Sports	1	1:50.10	DNF	53.59		0 0.00

Fastest Lap

137			Nicolas ROSSI	Alfa Romeo 6C 1750 GS					1:31.06	2 64.80
82	A		Ian STANDING	Riley Brooklands					1:28.10	2 66.97
31	B		Tim KNELLER	Riley TT Sprite					1:20.88	4 72.95
196	C		Alastair PUGH	Frazer Nash/BMW 328					1:23.17	4 70.94
125	D		John POLSON	Talbot AV 105					1:31.45	4 64.52
831	F		Peter BRADFIELD	Invicta S Type					1:30.68	9 65.07

TEAM HANDICAP - 1ST : THE THREE AWLS, 2ND : MG3, DNF : TRIOAP

Start Time : 13:49

Silverstone

22 Apr 17 14:32

Clerk of Course:

Time Issued:

Chief Timekeeper:

THESE RESULTS ARE PROVISIONAL UNTIL THE CONCLUSION OF ANY JUDICIAL AND TECHNICAL MATTERS

Timing by HS Sports Ltd - Results and Lap Times at www.theresultslive.co.uk/vintage-sports-car-club

RACE GRID

STANDARD & MODIFIED PRE-WAR SPORTS CARS (VSCC SET 3)

RACE 3

ROW 20		
ROW 19	23 01:50.230 Edward HARVEY	138 01:42.450 Alex PILKINGTON
ROW 18	175 01:41.560 Tim WADSWORTH	155 01:40.750 Chris GUEST
ROW 17	166 01:39.110 Norman PEMBERTON	177 01:38.550 Cyril HANCOCK
ROW 16	41 01:37.790 Adam GENTILLI	144 01:37.750 John REEVE
ROW 15	77 01:37.600 Keith PIPER	232 01:37.510 Chris CADMAN
ROW 14	180 01:36.310 Fred BOOTHBY	188 01:36.120 Geoffrey DELANEY
ROW 13	146 01:35.210 Andrew BAKER	156 01:35.110 Duncan POTTER
ROW 12	160 01:35.070 Roger BUXTON	184 01:34.640 Simon JACKSON
ROW 11	147 01:34.640 John EVERETT	124 01:34.560 Freddie SMITH
ROW 10	831 01:33.950 Peter BRADFIELD	125 01:33.130 John POLSON
ROW 9	137 01:33.070 Nicolas ROSSI	27 01:32.300 Chloe MASON
ROW 8	102 01:31.150 David OZANNE	150 01:31.000 John BRIGGS
ROW 7	139 01:29.720 Simon EDWARDS	130 01:29.500 Ralf EMMERLING
ROW 6	43 01:28.250 Hamish MONRO	82 01:27.900 Ian STANDING
ROW 5	129 01:27.690 Jonathan SHARP	14 01:27.390 Jo BLAKENEY-EDWARD
ROW 4	196 01:27.020 Alastair PUGH	101 01:26.550 Richard BRADLEY
ROW 3	114 01:25.860 Robert BEEBEE	31 01:25.460 Tim KNELLER
ROW 2	62 01:24.560 Simon BLAKENEY-EDW	116 01:24.430 Philip CHAMPION
ROW 1	126 01:22.860 Andy BUSH	80 01:20.510 Andrew MITCHELL

Grid Used: White Markings

POLE

STANDARD & MODIFIED PRE-WAR SPORTS CARS (VSCC SET 3)

LAP TIMES - RACE 3

14 Jo BLAKENEY-EDWARDS

Lap	1	2	3	4	5	6	7	8	9	10
1	1:50.10									

27 Chloe MASON

Lap	1	2	3	4	5	6	7	8	9	10
1	1:42.85	1:30.38	1:32.01	1:31.89	1:32.87	1:33.53	1:32.99	1:32.12	1:31.18	1:30.48

31 Tim KNELLER

Lap	1	2	3	4	5	6	7	8	9	10
1	1:26.49	1:23.93	1:21.98	1:20.88	1:23.23	1:25.49	1:24.62	1:22.75	1:23.07	1:22.68
11	1:23.03									

41 Adam GENTILLI

Lap	1	2	3	4	5	6	7	8	9	10
1	1:51.32	1:36.53	1:35.55	1:36.32	1:40.11	1:36.57	1:35.32	1:36.32	1:37.00	1:37.49

43 Hamish MONRO

Lap	1	2	3	4	5	6	7	8	9	10
1	2:00.57	3:40.42	1:25.64							

62 Simon BLAKENEY-EDWARDS

Lap	1	2	3	4	5	6	7	8	9	10
1	1:26.10	1:24.80	1:24.22	1:24.04	1:25.93	1:26.88	1:24.47	1:24.41	1:25.57	1:24.19
11	1:24.67									

77 Keith PIPER

Lap	1	2	3	4	5	6	7	8	9	10
1	1:50.32	1:41.24	1:41.98	1:42.66	1:40.67	1:41.77	1:40.47	1:41.41	1:38.67	

80 Andrew MITCHELL

Lap	1	2	3	4	5	6	7	8	9	10
1	1:26.48	1:22.52	1:21.21	1:20.92	1:21.75	1:23.65	1:27.30	1:22.04	1:21.60	1:25.04
11	1:24.55									

82 Ian STANDING

Lap	1	2	3	4	5	6	7	8	9	10
1	1:34.84	1:28.10	1:29.27	2:01.16						

101 Richard BRADLEY

Lap	1	2	3	4	5	6	7	8	9	10
1	1:32.85	1:26.62	1:26.73	1:26.60	1:26.44	1:26.74	1:27.41	1:26.15	1:26.14	1:26.90
11	1:26.96									

102 David OZANNE

Lap	1	2	3	4	5	6	7	8	9	10
1	1:37.78	1:28.50	1:26.48	1:26.38	1:27.63	1:28.04	1:28.60	1:28.89	1:29.34	1:29.71
11	1:27.28									

116	Philip CHAMPION									
Lap	1	2	3	4	5	6	7	8	9	10
1	1:29.37	1:24.46	1:23.80	1:23.80	1:24.51	1:27.17	1:24.63	1:24.86	1:24.76	1:24.14
11	1:24.72									
124	Freddie SMITH									
Lap	1	2	3	4	5	6	7	8	9	10
1	1:44.64	1:34.80	1:33.56	1:34.06	1:33.21	1:32.88	1:32.70	1:32.13	1:31.79	1:33.15
125	John POLSON									
Lap	1	2	3	4	5	6	7	8	9	10
1	1:40.74	1:31.52	1:32.53	1:31.45	1:32.67	1:34.39	1:34.31	1:31.64	1:34.33	1:33.99
126	Andy BUSH									
Lap	1	2	3	4	5	6	7	8	9	10
1	1:26.37	1:23.74	1:22.49	1:22.14	1:22.60	1:24.41	1:23.17	1:23.37	1:23.53	
130	Ralf EMMERLING									
Lap	1	2	3	4	5	6	7	8	9	10
1	1:37.07	1:28.20	1:29.88	1:30.53	1:29.48	1:29.11	1:28.99	1:28.83	1:29.88	1:31.45
11	1:28.84									
137	Nicolas ROSSI									
Lap	1	2	3	4	5	6	7	8	9	10
1	1:39.22	1:31.06	1:31.79	1:31.92	1:31.74	1:33.09	1:32.67	1:31.31	1:32.11	1:31.42
139	Simon EDWARDS									
Lap	1	2	3	4	5	6	7	8	9	10
1	1:36.28	1:42.42								
144	John REEVE									
Lap	1	2	3	4	5	6	7	8	9	10
1	1:51.69	1:36.37	1:36.16	1:36.24	1:39.06	1:39.29	1:40.24	1:42.59	1:55.50	
146	Andrew BAKER									
Lap	1	2	3	4	5	6	7	8	9	10
1	1:56.39	1:38.46	1:39.37	1:42.75	1:41.95	1:41.63	1:41.46	1:41.29	1:56.28	
147	John EVERETT									
Lap	1	2	3	4	5	6	7	8	9	10
1	1:45.86	1:36.65	1:36.91	1:35.29	1:35.44	1:34.36	1:34.60	1:34.40	1:35.13	1:34.60
150	John BRIGGS									
Lap	1	2	3	4	5	6	7	8	9	10
1	1:39.16	1:28.17	1:28.12	1:29.45	1:28.20	1:28.05	1:26.92	1:27.47	1:27.51	1:30.13
11	1:27.89									
155	Chris GUEST									
Lap	1	2	3	4	5	6	7	8	9	10
1	1:54.79	1:39.13	1:39.14	1:38.33	1:39.20	1:39.66	1:55.85			
156	Duncan POTTER									
Lap	1	2	3	4	5	6	7	8	9	10
1	1:45.91	1:34.22	1:33.47	1:34.18	1:33.10	1:33.04	1:32.84	1:32.74	1:31.84	1:32.04

160	Roger BUXTON										
Lap	1	2	3	4	5	6	7	8	9	10	
1	1:46.58	1:36.48	1:35.56	1:33.73	1:36.45	1:34.72	1:34.42	1:34.50	1:35.17	1:34.35	
166	Norman PEMBERTON										
Lap	1	2	3	4	5	6	7	8	9	10	
1	1:55.26	1:34.99	1:33.03	1:34.51	1:57.11	1:38.26	1:38.12	1:36.83	1:40.04	1:37.08	
175	Tim WADSWORTH										
Lap	1	2	3	4	5	6	7	8	9	10	
1	1:54.42	1:39.62	1:40.53	1:42.84	1:40.02	1:40.29	1:38.69	1:40.06	1:40.95		
177	Cyril HANCOCK										
Lap	1	2	3	4	5	6	7	8	9	10	
1	1:55.63	1:40.97	1:41.06	1:42.08	1:40.85	1:41.27	1:38.39	1:38.33	1:39.63		
180	Fred BOOTHBY										
Lap	1	2	3	4	5	6	7	8	9	10	
1	1:42.92	1:38.16	1:35.43	1:34.64	1:35.06	1:35.32	1:34.54	1:35.92	1:34.93	1:34.22	
184	Simon JACKSON										
Lap	1	2	3	4	5	6	7	8	9	10	
1	1:47.64	1:36.60	1:35.34	1:34.73	1:35.13	1:35.93	1:35.48	1:35.22	1:37.76	1:38.09	
188	Geoffrey DELANEY										
Lap	1	2	3	4	5	6	7	8	9	10	
1	1:50.99	1:35.33	1:35.25	1:34.30	1:34.99	1:37.36	1:33.68	1:35.28	1:37.06	1:35.95	
196	Alastair PUGH										
Lap	1	2	3	4	5	6	7	8	9	10	
1	1:28.14	1:24.50	1:23.71	1:23.17	1:24.87	1:28.76	2:00.12				
232	Chris CADMAN										
Lap	1	2	3	4	5	6	7	8	9	10	
1	1:47.79	1:37.22	1:35.93	1:37.11	1:56.16	2:03.68	3:08.47	1:41.36			
831	Peter BRADFIELD										
Lap	1	2	3	4	5	6	7	8	9	10	
1	1:41.07	1:31.72	1:32.10	1:31.66	1:33.06	1:33.48	1:33.20	1:31.69	1:30.68	1:31.20	

Lap Chart

STANDARD & MODIFIED PRE-WAR SPORTS CARS (VSCC SET 3) - RACE 3

Lap 1		Lap 2		Lap 3		Lap 4		Lap 5		Lap 6		Lap 7		Lap 8		Lap 9		Lap 10	
No	Time	No	Time	No	Time	No	Time	No	Time	No	Time	No	Time	No	Time	No	Time	No	Time
62	1:26.10	80	2:49.00	80	4:10.21	80	5:31.13	80	6:52.88	80	8:16.53	80	9:43.83	80	11:05.87	80	12:27.47	80	13:52.51
126	1:26.37	126	2:50.11	31	4:12.40	31	5:33.28	77	6:56.20 *1	144	8:19.52 *1	147	9:44.51 *1	156	11:06.76 *1	831	12:27.98 *1	137	13:54.91 *1
80	1:26.48	31	2:50.42	126	4:12.60	126	5:34.74	31	6:56.51	41	8:19.83 *1	126	9:44.92	126	11:08.29	27	12:28.64 *1	31	13:55.12
31	1:26.49	62	2:50.90	62	4:15.12	62	5:39.16	146	6:56.97 *1	126	8:21.75	184	9:45.37 *1	31	11:09.37	125	12:29.25 *1	831	13:58.66 *1
196	1:28.14	196	2:52.64	196	4:16.35	196	5:39.52	126	6:57.34	31	8:22.00	31	9:46.62	180	11:16.07 *1	126	12:31.82	27	13:59.82 *1
116	1:29.37	116	2:53.83	116	4:17.63	43	5:40.99 *2	175	6:57.41 *1	155	8:30.59 *1	188	9:48.22 *1	160	11:17.94 *1	31	12:32.44	125	14:03.58 *1
101	1:32.85	101	2:59.47	101	4:26.20	116	5:41.43	177	6:59.74 *1	62	8:31.97	41	9:56.40 *1	147	11:19.11 *1	124	12:37.98 *1	124	14:09.77 *1
82	1:34.84	82	3:02.94	82	4:32.21	101	5:52.80	196	7:04.39	116	8:33.11	62	9:56.44	184	11:20.85 *1	156	12:39.50 *1	62	14:10.61
139	1:36.28	130	3:05.27	102	4:32.76	102	5:59.14	62	7:05.09	196	8:33.15	116	9:57.74	62	11:20.85	62	12:46.42	156	14:11.34 *1
130	1:37.07	102	3:06.28	130	4:35.15	150	6:04.90	116	7:05.94	232	8:34.21 *1	144	9:58.81 *1	188	11:21.90 *1	116	12:47.36	116	14:11.50
102	1:37.78	150	3:07.33	150	4:35.45	130	6:05.68	43	7:06.63 *2	166	8:34.90 *1	155	10:10.25 *1	116	11:22.60	180	12:51.99 *1	180	14:26.92 *1
150	1:39.16	137	3:10.28	137	4:42.07	137	6:13.99	101	7:19.24	77	8:36.87 *1	166	10:13.16 *1	41	11:31.72 *1	160	12:52.44 *1	160	14:27.61 *1
137	1:39.22	125	3:12.26	125	4:44.79	125	6:16.24	102	7:26.77	175	8:37.43 *1	101	10:13.39	144	11:39.05 *1	147	12:53.51 *1	147	14:28.64 *1
125	1:40.74	831	3:12.79	831	4:44.89	831	6:16.55	150	7:33.10	146	8:38.92 *1	175	10:17.72 *1	101	11:39.54	184	12:56.07 *1	101	14:32.58
831	1:41.07	27	3:13.23	27	4:45.24	27	6:17.13	130	7:35.16	177	8:40.59 *1	77	10:18.64 *1	166	11:51.28 *1	188	12:57.18 *1	184	14:33.83 *1
27	1:42.85	139	3:18.70	124	4:53.00	124	6:27.06	137	7:45.73	101	8:45.98	146	10:20.55 *1	102	11:52.30	101	13:05.68	188	14:34.24 *1
180	1:42.92	124	3:19.44	156	4:53.60	156	6:27.78	125	7:48.91	102	8:54.81	177	10:21.86 *1	150	11:55.54	41	13:08.04 *1	41	14:45.04 *1
124	1:44.64	156	3:20.13	180	4:56.51	180	6:31.15	831	7:49.61	150	9:01.15	102	10:23.41	175	11:56.41 *1	102	13:21.64	102	14:51.35
147	1:45.86	180	3:21.08	160	4:58.62	160	6:32.35	27	7:50.00	130	9:04.27	150	10:28.07	77	11:59.11 *1	144	13:21.64 *1	150	14:53.18
156	1:45.91	147	3:22.51	147	4:59.42	82	6:33.37	124	8:00.27	137	9:18.82	130	10:33.26	177	12:00.25 *1	150	13:23.05	130	15:03.42
160	1:46.58	160	3:23.06	184	4:59.58	184	6:34.31	156	8:00.88	831	9:23.09	196	10:33.27	146	12:02.01 *1	166	13:28.11 *1	166	15:08.15 *1
184	1:47.64	184	3:24.24	232	5:00.94	147	6:34.71	180	8:06.21	125	9:23.30	232	10:37.89 *1	130	12:02.09	130	13:31.97		
232	1:47.79	232	3:25.01	188	5:01.57	188	6:35.87	160	8:08.80	27	9:23.53	137	10:51.49	155	12:06.10 *1	175	13:36.47 *1		
14	1:50.10	188	3:26.32	166	5:03.28	166	6:37.79	184	8:09.44	124	9:33.15	831	10:56.29	137	12:22.80	177	13:38.58 *1		
77	1:50.32	41	3:27.85	41	5:03.40	232	6:38.05	147	8:10.15	156	9:33.92	27	10:56.52			77	13:40.52 *1		
188	1:50.99	144	3:28.06	144	5:04.22	41	6:39.72	188	8:10.86	180	9:41.53	125	10:57.61			146	13:43.30 *1		
41	1:51.32	166	3:30.25	155	5:13.06	144	6:40.46			160	9:43.52	124	11:05.85			232	13:46.36 *2		
144	1:51.69	77	3:31.56	77	5:13.54	155	6:51.39												
175	1:54.42	155	3:33.92	146	5:14.22														
155	1:54.79	175	3:34.04	175	5:14.57														
166	1:55.26	146	3:34.85	177	5:17.66														
177	1:55.63	177	3:36.60																
146	1:56.39																		
43	2:00.57																		

Lap Chart

STANDARD & MODIFIED PRE-WAR SPORTS CARS (VSCC SET 3) - RACE 3

Lap 11		Lap 12		Lap 13		Lap 14		Lap 15		Lap 16		Lap 17		Lap 18		Lap 19		Lap 20	
No	Time	No	Time	No	Time	No	Time	No	Time	No	Time	No	Time	No	Time	No	Time	No	Time
80	15:17.06																		
144	15:17.14	*2																	
175	15:17.42	*2																	
31	15:18.15																		
177	15:18.21	*2																	
77	15:19.19	*2																	
137	15:26.33	*1																	
232	15:27.72	*3																	
831	15:29.86	*1																	
27	15:30.30	*1																	
62	15:35.28																		
116	15:36.22																		
125	15:37.57	*1																	
146	15:39.58	*2																	
124	15:42.92	*1																	
156	15:43.38	*1																	
101	15:59.54																		
180	16:01.14	*1																	
160	16:01.96	*1																	
147	16:03.24	*1																	
188	16:10.19	*1																	
184	16:11.92	*1																	
102	16:18.63																		
150	16:21.07																		
41	16:22.53	*1																	
130	16:32.26																		
166	16:45.23	*1																	



GP ITALIA & LANCHESTER TROPHIES RACE (VSCC SET 1)

RESULT - RACE 4

PI	No	CI	Name	Car	Laps	Time	Behind	MPH	Best Lap on	MPH Handicap
1	34		Julian MAJZUB	Bugatti Type 35B	13	16:06.43		79.37	1:13.42	6 80.37
2	61	B	Patrick BLAKENEY-EDWARDS	Frazer Nash Super Sports	13	16:17.56	11.13	78.47	1:14.56	5 79.14
3	71	B	Charles GILLET	Frazer Nash Super Sports	13	16:36.20	29.77	77.00	1:15.64	12 78.01
4	67		Tony LEES	AC/GN Cognac	13	16:36.42	29.99	76.98	1:14.70	6 78.99 25.32
5	72		Dougal CAWLEY	GN/Ford Piglet	13	17:02.31	55.88	75.03	1:15.74	7 77.90 37.69
6	115	S	Ewen GETLEY	Bentley 3/4 1/2 Litre	12	16:10.79	1 Lap	72.94	1:18.95	2 74.74 23.39
7	76		Chris HUDSON	Bugatti T35B	12	16:17.57	1 Lap	72.43	1:19.97	12 73.78 17.93
8	79		Bo WILLIAMS	Bugatti T35B	12	16:19.59	1 Lap	72.28	1:19.67	4 74.06 23.55
9	99	S	James MORLEY	Bentley 3/4 1/2 Litre	12	16:48.47	1 Lap	70.21	1:22.67	12 71.37 16.43 *
10	9	S	Richard HUDSON	Bentley 3/4 1/2 Litre	12	16:54.45	1 Lap	69.80	1:22.64	11 71.40 22.77
11	26		Steven SMITH	Hotchkiss AM80	12	17:11.70	1 Lap	68.63	1:24.47	11 69.85 18.06
12	140		Graham PADDICK	McDowell Ford Track Race	12	17:27.60	1 Lap	67.59	1:24.54	4 69.79 33.12
13	164	S	Philip STRICKLAND	Bentley 4.5 Le Mans VDP	11	16:57.30	2 Laps	63.80	1:30.21	11 65.41 24.99
14	171	S	Guy NORTHAM	Bentley 4 1/2 Litre	10	16:37.37	3 Laps	59.16	1:37.62	10 60.44 21.17
15	152	S	Vivian BUSH	Bentley 3 Litre	10	16:54.98	3 Laps	58.13	1:39.25	6 59.45 22.48
16	131		Gillian CARR	Vauxhall A/D Type	9	16:49.65	4 Laps	52.60	1:50.02	9 53.63 19.47

Not-Classified

11			Justin MAEERS	GN Parker	8	16:29.25	NCF	47.72	1:15.65	2 78.00
169	S		William MEDCALF	Bentley 3 Litre	1	1:48.42	DNF	54.42		0 0.00

Fastest Lap

34			Julian MAJZUB	Bugatti Type 35B					1:13.42	6 80.37
61	B		Patrick BLAKENEY-EDWARDS	Frazer Nash Super Spor					1:14.56	5 79.14
115	S		Ewen GETLEY	Bentley 3/4 1/2 Litre					1:18.95	2 74.74

Start Time : 14:18

Silverstone

22 Apr 17 14:38

Clerk of Course:

Time Issued:

Chief Timekeeper:

THESE RESULTS ARE PROVISIONAL UNTIL THE CONCLUSION OF ANY JUDICIAL AND TECHNICAL MATTERS

Timing by HS Sports Ltd - Results and Lap Times at www.theresultslive.co.uk/vintage-sports-car-club

RACE GRID

GP ITALIA & LANCHESTER TROPHIES RACE (VSCC SET 1)

RACE 4

ROW 10	118 02:02.750 David LEWIS	131 01:49.270 Gillian CARR
ROW 9	169 01:41.150 William MEDCALF	152 01:39.770 Vivian BUSH
ROW 8	171 01:37.440 Guy NORTHAM	164 01:32.110 Philip STRICKLAND
ROW 7	140 01:28.510 Graham PADDICK	26 01:25.300 Steven SMITH
ROW 6	9 01:23.920 Richard HUDSON	153 01:23.520 Oliver LLEWELLYN
ROW 5	99 01:23.070 James MORLEY	79 01:22.940 Bo WILLIAMS
ROW 4	76 01:20.930 Chris HUDSON	72 01:19.300 Dougal CAWLEY
ROW 3	115 01:18.370 Ewen GETLEY	67 01:17.430 Tony LEES
ROW 2	71 01:15.980 Charles GILLETT	11 01:14.860 Justin MAEERS
ROW 1	61 01:14.800 Patrick BLAKENEY-EDW	34 01:13.000 Julian MAJZUB

Grid Used: White Markings

POLE

GP ITALIA & LANCHESTER TROPHIES RACE (VSCC SET 1)

LAP TIMES - RACE 4

9 Richard HUDSON

Lap	1	2	3	4	5	6	7	8	9	10
1	1:31.47	1:27.37	1:23.63	1:22.93	1:23.08	1:24.15	1:23.45	1:22.83	1:25.27	1:23.76
11	1:22.64	1:23.87								

11 Justin MAEERS

Lap	1	2	3	4	5	6	7	8	9	10
1	1:20.25	1:15.65	1:16.01	1:18.17	1:27.83	3:24.92	1:44.26	4:42.16		

26 Steven SMITH

Lap	1	2	3	4	5	6	7	8	9	10
1	1:33.33	1:26.67	1:26.04	1:26.35	1:25.15	1:24.98	1:25.09	1:25.39	1:24.78	1:24.54
11	1:24.47	1:24.91								

34 Julian MAJZUB

Lap	1	2	3	4	5	6	7	8	9	10
1	1:16.21	1:14.34	1:14.47	1:14.52	1:13.80	1:13.42	1:13.77	1:14.51	1:14.36	1:13.98
11	1:14.05	1:14.83	1:14.17							

61 Patrick BLAKENEY-EDWARDS

Lap	1	2	3	4	5	6	7	8	9	10
1	1:17.91	1:14.91	1:14.80	1:14.97	1:14.56	1:15.26	1:14.63	1:15.07	1:15.19	1:14.86
11	1:14.57	1:15.13	1:15.70							

67 Tony LEES

Lap	1	2	3	4	5	6	7	8	9	10
1	1:20.84	1:15.94	1:16.82	1:15.52	1:15.34	1:14.70	1:16.24	1:16.35	1:17.78	1:17.61
11	1:16.73	1:16.59	1:15.96							

71 Charles GILLETT

Lap	1	2	3	4	5	6	7	8	9	10
1	1:19.98	1:16.58	1:16.89	1:17.27	1:16.02	1:16.72	1:15.97	1:15.77	1:16.77	1:15.83
11	1:16.54	1:15.64	1:16.22							

72 Dougal CAWLEY

Lap	1	2	3	4	5	6	7	8	9	10
1	1:20.72	1:17.11	1:16.44	1:17.33	1:16.48	1:16.51	1:15.74	1:16.65	1:18.85	1:31.94
11	1:19.55	1:17.34	1:17.65							

76 Chris HUDSON

Lap	1	2	3	4	5	6	7	8	9	10
1	1:25.59	1:20.58	1:20.38	1:21.27	1:23.68	1:21.26	1:20.37	1:20.73	1:22.27	1:20.70
11	1:20.77	1:19.97								

79 Bo WILLIAMS

Lap	1	2	3	4	5	6	7	8	9	10
1	1:26.08	1:20.51	1:21.32	1:19.67	1:21.51	1:21.34	1:21.66	1:21.36	1:22.42	1:21.36
11	1:21.29	1:21.07								

99	James MORLEY									
Lap	1	2	3	4	5	6	7	8	9	10
1	1:28.70	1:23.01	1:24.35	1:23.79	1:22.92	1:23.33	1:24.55	1:23.21	1:23.61	1:23.59
11	1:24.74	1:22.67								
115	Ewen GETLEY									
Lap	1	2	3	4	5	6	7	8	9	10
1	1:23.94	1:18.95	1:20.42	1:20.18	1:20.01	1:21.20	1:20.91	1:20.26	1:20.89	1:21.30
11	1:21.05	1:21.68								
131	Gillian CARR									
Lap	1	2	3	4	5	6	7	8	9	10
1	1:57.57	1:51.34	1:52.41	1:51.82	1:51.59	1:50.72	1:52.19	1:51.99	1:50.02	
140	Graham PADDICK									
Lap	1	2	3	4	5	6	7	8	9	10
1	1:31.07	1:27.10	1:27.54	1:24.54	1:25.47	1:26.77	1:27.48	1:29.91	1:27.32	1:25.66
11	1:26.61	1:28.13								
152	Vivian BUSH									
Lap	1	2	3	4	5	6	7	8	9	10
1	1:52.03	1:41.31	1:40.58	1:41.15	1:40.76	1:39.25	1:40.20	1:40.57	1:39.75	1:39.38
164	Philip STRICKLAND									
Lap	1	2	3	4	5	6	7	8	9	10
1	1:38.91	1:31.39	1:32.28	1:32.42	1:32.63	1:31.48	1:31.08	1:32.02	1:31.93	1:32.95
11	1:30.21									
169	William MEDCALF									
Lap	1	2	3	4	5	6	7	8	9	10
1	1:48.42									
171	Guy NORTHAM									
Lap	1	2	3	4	5	6	7	8	9	10
1	1:44.78	1:38.08	1:38.50	1:39.06	1:38.77	1:40.19	1:40.16	1:40.48	1:39.73	1:37.62

Lap Chart

GP ITALIA & LANCHESTER TROPHIES RACE (VSCC SET 1) - RACE 4

Lap 1		Lap 2		Lap 3		Lap 4		Lap 5		Lap 6		Lap 7		Lap 8		Lap 9		Lap 10	
No	Time	No	Time	No	Time	No	Time	No	Time	No	Time	No	Time	No	Time	No	Time	No	Time
34	1:16.21	34	2:30.55	34	3:45.02	34	4:59.54	34	6:13.34	34	7:26.76	34	8:40.53	34	9:55.04	34	11:09.40	34	12:23.38
61	1:17.91	61	2:32.82	61	3:47.62	171	5:01.36 *1	164	6:15.00 *1	61	7:32.41	140	8:42.49 *1	9	9:56.08 *1	99	11:13.86 *1	61	12:32.16
71	1:19.98	11	2:35.90	131	3:48.91 *1	61	5:02.59	61	6:17.15	131	7:33.14 *2	26	8:42.52 *1	171	9:59.38 *2	131	11:15.45 *3	99	12:37.47 *1
11	1:20.25	71	2:36.56	11	3:51.91	67	5:09.12	67	6:24.46	67	7:39.16	61	8:47.04	61	10:02.11	61	11:17.30	9	12:44.18 *1
72	1:20.72	67	2:36.78	71	3:53.45	11	5:10.08	71	6:26.74	71	7:43.46	67	8:55.40	11	10:02.83 *2	9	11:18.91 *1	67	12:47.14
67	1:20.84	72	2:37.83	67	3:53.60	71	5:10.72	72	6:28.08	72	7:44.59	71	8:59.43	26	10:07.61 *1	67	11:29.53	71	12:47.80
115	1:23.94	115	2:42.89	72	3:54.27	72	5:11.60	11	6:37.91	164	7:47.63 *1	72	9:00.33	140	10:09.97 *1	71	11:31.97	26	12:57.78 *1
76	1:25.59	76	2:46.17	115	4:03.31	152	5:13.92 *1	171	6:40.42 *1	115	8:04.70	164	9:19.11 *1	67	10:11.75	26	11:33.00 *1	140	13:07.20 *1
79	1:26.08	79	2:46.59	76	4:06.55	115	5:23.49	115	6:43.50	79	8:10.43	131	9:24.73 *2	152	10:15.08 *2	72	11:35.83	131	13:07.64 *3
99	1:28.70	99	2:51.71	79	4:07.91	79	5:27.58	79	6:49.09	76	8:12.76	115	9:25.61	71	10:15.20	171	11:39.54 *2	72	13:07.77
140	1:31.07	140	2:58.17	99	4:16.06	76	5:27.82	76	6:51.50	171	8:19.19 *1	79	9:32.09	72	10:16.98	140	11:39.88 *1	171	13:20.02 *2
9	1:31.47	9	2:58.84	9	4:22.47	99	5:39.85	152	6:55.07 *1	99	8:26.10	76	9:33.13	115	10:45.87	11	11:47.09 *2	115	13:28.06
26	1:33.33	26	3:00.00	140	4:25.71	131	5:41.32 *1	99	7:02.77	9	8:32.63	99	9:50.65	164	10:50.19 *1	152	11:55.28 *2	152	13:35.85 *2
164	1:38.91	164	3:10.30	26	4:26.04	9	5:45.40	9	7:08.48	152	8:35.83 *1			79	10:53.45	115	12:06.76	76	13:36.83
171	1:44.78	171	3:22.86	164	4:42.58	140	5:50.25	140	7:15.72					76	10:53.86	79	12:15.87	79	13:37.23
169	1:48.42	152	3:33.34			26	5:52.39	26	7:17.54							76	12:16.13		
152	1:52.03															164	12:22.21 *1		
131	1:57.57																		

Lap Chart

GP ITALIA & LANCHESTER TROPHIES RACE (VSCC SET 1) - RACE 4

Lap 11		Lap 12		Lap 13		Lap 14		Lap 15		Lap 16		Lap 17		Lap 18		Lap 19		Lap 20	
No	Time	No	Time	No	Time	No	Time	No	Time	No	Time	No	Time	No	Time	No	Time	No	Time
34	13:37.43	34	14:52.26	34	16:06.43														
61	13:46.73	76	14:57.60 *1	115	16:10.79 *1														
164	13:54.14 *2	79	14:58.52 *1	61	16:17.56														
99	14:01.06 *1	131	14:59.63 *4	76	16:17.57 *1														
67	14:03.87	171	14:59.75 *3	79	16:19.59 *1														
71	14:04.34	61	15:01.86	11	16:29.25 *5														
9	14:07.94 *1	152	15:15.60 *3	71	16:36.20														
26	14:22.32 *1	71	15:19.98	67	16:36.42														
72	14:27.32	67	15:20.46	171	16:37.37 *3														
140	14:32.86 *1	99	15:25.80 *1	99	16:48.47 *1														
115	14:49.11	164	15:27.09 *2	131	16:49.65 *4														
		9	15:30.58 *1	9	16:54.45 *1														
		72	15:44.66	152	16:54.98 *3														
		26	15:46.79 *1	164	16:57.30 *2														
		140	15:59.47 *1	72	17:02.31														
				26	17:11.70 *1														
				140	17:27.60 *1														



THE TOM COLE TROPHY RACE

RESULT - RACE 5 - Amended

PI	No	CI	Name	Car	Laps	Time	Behind	MPH	Best Lap on	MPH	
1	100		Christopher KEEN	Kurtis 500 S	26	32:19.58		79.09	1:10.11	13	84.16
2	236		Guillermo FIERRO ELETA	Maserati 300S	26	34:09.46	1:49.88	74.85	1:10.39	7	83.82
3	209		Steven BROOKS	Aston Martin DB3S	25	32:05.01	1 Lap	76.63	1:12.98	15	80.85
4	20		Jonathan ABECASSIS	Austin Healey 100/4	25	32:22.65	1 Lap	75.93	1:13.70	8	80.06
5	298		Nick MATTHEWS	Austin Healey 100/4	25	32:26.69	1 Lap	75.77	1:14.09	19	79.64
6	207		Richard WOOLMER	Austin Healey 100M	24	31:36.27	2 Laps	74.68	1:13.65	4	80.11
7	217		Mike FREEMAN	Lotus Elite	24	31:36.45	2 Laps	74.67	1:14.10	20	79.63
8	203		John URE	Frazer Nash Le Mans Repl	24	31:46.81	2 Laps	74.27	1:13.71	5	80.05
9	215		Mark HOBLE	Turner Mk 1	24	32:00.19	2 Laps	73.75	1:15.38	5	78.28
10	208		Paul MORTIMER	Austin Healey 100M	24	32:01.61	2 Laps	73.69	1:15.33	12	78.33
11	85		Stephen BOND	Lister Flat Iron	24	32:10.48	2 Laps	73.35	1:15.47	19	78.18
12	24		Jim CAMPBELL	Austin Healey 100/4	24	32:12.69	2 Laps	73.27	1:16.59	17	77.04
13	75		Peter CAMPBELL	Wingfield Bristol Special	24	32:22.97	2 Laps	72.88	1:16.48	16	77.15
14	17		Alex QUATTLEBAUM	Leco Sports	24	32:43.17	2 Laps	72.13	1:16.23	19	77.40
15	106		Austin KINSELLA	Austin Healey	24	32:46.28	2 Laps	72.02	1:15.68	4	77.97
16	211		COTTINGHAM / KING	AC Ace Bristol	23	31:46.55	3 Laps	71.18	1:15.71	20	77.93
17	227		HUDSON / SADLER	Talbot AW 75	23	32:00.79	3 Laps	70.65	1:17.00	9	76.63
18	212		Brian ARCULUS	Alfa Romeo Giulietta SVZ	23	32:15.06	3 Laps	70.13	1:19.19	23	74.51
19	210		Mark MORGAN	AC Ace Bristol	22	31:20.28	4 Laps	69.04	1:19.55	22	74.17
20	291		James BILDERBECK	Turner Climax	22	31:20.70	4 Laps	69.02	1:16.95	14	76.68
21	219		Barry DYE	Lotus Elite	22	31:48.92	4 Laps	68.00	1:20.73	21	73.09
22	202		Nigel BATCHELOR	Cooper MG Sports	22	31:50.09	4 Laps	67.96	1:21.95	3	72.00
23	218		Keith HAMPSON	Sunbeam Alpine Le Mans	22	31:51.45	4 Laps	67.91	1:20.68	21	73.13
24	206		Matthew COLLINGS	HWM Cadillac	21	31:17.78	5 Laps	65.99	1:23.61	16	70.57
25	65		Craig McWILLIAM	Kieft Climax 1100	21	31:47.34	5 Laps	64.96	1:24.98	7	69.43
Not-Classified											
28			James COTTINGHAM	Farrari 500 TRC	20	25:04.78	DNF	78.42	1:09.98	5	84.32
154			Paul ZILLER	Triumph TR2	20	27:01.25	DNF	72.79	1:15.69	5	77.95
54			Martyn CORFIELD	Frazer Nash Le Mans Rep	19	26:11.27	DNF	71.35	1:16.26	13	77.37
216			John WATERSON	Lotus Elite 32	17	27:08.82	DNF	61.58	1:20.19	10	73.58
60			Ruediger FRIEDRICHS	Jaguar C Type	16	23:41.81	DNF	66.40	1:12.41	9	81.49
58			Martin HUNT	HWM	9	11:12.97	DNF	78.91	1:12.01	2	81.94
401			Jason HARRIS	Austin Healey 100	1	1:22.98	DNF	71.11		0	0.00
204			GRAUS / STRETTON	Frazer Nash Targa Florio	1	1:24.72	DNF	69.65		0	0.00

Fastest Lap

28	James COTTINGHAM	Farrari 500 TRC	1:09.98	5	84.32
----	------------------	-----------------	---------	---	-------

Car 236 - Time Includes 3 minute Penalty For Non Compliance with PIT STOP REGULATIONS (Amended to correct shared Car Drivers)

Start Time : 14:44

Silverstone

22 Apr 17 17:32

Clerk of Course:	Time Issued:	Chief Timekeeper:
------------------	--------------	-------------------

THESE RESULTS ARE PROVISIONAL UNTIL THE CONCLUSION OF ANY JUDICIAL AND TECHNICAL MATTERS

Timing by HS Sports Ltd - Results and Lap Times at www.theresultslive.co.uk/vintage-sports-car-club

RACE GRID

THE TOM COLE TROPHY RACE

RACE 5

ROW 18		
ROW 17	218 01:29.880 Keith HAMPSON	65 01:25.230 Craig McWILLIAM
ROW 16	206 01:22.770 Matthew COLLINGS	202 01:22.420 Nigel BATCHELOR
ROW 15	219 01:20.530 Barry DYE	210 01:20.180 Mark MORGAN
ROW 14	216 01:19.700 John WATERSON	212 01:18.520 Brian ARCULUS
ROW 13	154 01:17.560 Paul ZILLER	75 01:17.450 Peter CAMPBELL
ROW 12	17 01:17.280 Alex QUATTLEBAUM	204 01:17.050 David GRAUS
ROW 11	214 01:17.030 Tim PEARCE	227 01:16.840 Gideon HUDSON
ROW 10	211 01:16.400 David COTTINGHAM	217 01:16.370 Mike FREEMAN
ROW 9	54 01:16.280 Martyn CORFIELD	215 01:16.160 Mark HOBLE
ROW 8	291 01:15.940 James BILDERBECK	24 01:15.760 Jim CAMPBELL
ROW 7	106 01:15.730 Austin KINSELLA	85 01:15.640 Stephen BOND
ROW 6	401 01:15.200 Jason HARRIS	208 01:14.960 Paul MORTIMER
ROW 5	203 01:14.710 John URE	20 01:13.910 Jonathan ABECASSIS
ROW 4	298 01:13.620 Nick MATTHEWS	207 01:13.150 Richard WOOLMER
ROW 3	58 01:12.780 Martin HUNT	60 01:12.270 Ruediger FRIEDRICHS
ROW 2	209 01:11.750 Steven BROOKS	28 01:11.220 James COTTINGHAM
ROW 1	100 01:10.610 Christopher KEEN	236 01:09.970 Guillermo FIERRO ELET

Grid Used: White Markings

POLE

THE TOM COLE TROPHY RACE

LAP TIMES - RACE 5

17 Alex QUATTLEBAUM

Lap	1	2	3	4	5	6	7	8	9	10
1	1:29.69	1:18.24	1:17.41	1:17.25	1:16.60	1:16.93	1:18.51	1:24.18	2:30.33	1:20.79
11	1:17.87	1:17.14	1:17.01	1:16.58	1:17.64	1:16.40	1:16.32	1:16.68	1:16.23	1:16.86
21	1:16.57	1:17.45	1:18.54	1:31.95						

20 Jonathan ABECASSIS

Lap	1	2	3	4	5	6	7	8	9	10
1	1:22.01	1:15.03	1:15.57	1:15.03	1:14.20	1:14.03	1:14.59	1:13.70	1:17.26	2:24.36
11	1:14.97	1:14.65	1:14.34	1:14.08	1:14.31	1:13.89	1:14.31	1:13.74	1:14.97	1:14.13
21	1:14.88	1:14.84	1:14.03	1:14.88	1:14.85					

24 Jim CAMPBELL

Lap	1	2	3	4	5	6	7	8	9	10
1	1:26.26	1:19.35	1:19.26	1:18.11	1:17.92	1:17.21	1:17.57	1:17.19	1:17.19	1:16.81
11	1:18.95	1:19.02	2:19.84	1:16.98	1:16.72	1:16.93	1:16.59	1:17.29	1:17.03	1:17.12
21	1:17.37	1:17.96	1:17.28	1:16.74						

28 James COTTINGHAM

Lap	1	2	3	4	5	6	7	8	9	10
1	1:14.60	1:10.91	1:17.19	1:11.27	1:09.98	1:11.06	1:11.70	1:10.47	1:10.24	1:11.03
11	1:11.59	1:12.18	1:10.80	1:12.56	1:10.52	1:14.41	2:20.54	1:10.54	1:11.53	1:11.66

54 Martyn CORFIELD

Lap	1	2	3	4	5	6	7	8	9	10
1	1:25.31	1:19.50	1:19.80	1:18.18	1:17.68	1:17.05	1:18.35	1:57.65	1:57.65	1:18.62
11	1:17.74	1:18.40	1:16.92	1:16.26	1:17.34	1:17.20	1:17.09	1:17.06	1:23.47	

58 Martin HUNT

Lap	1	2	3	4	5	6	7	8	9	10
1	1:16.55	1:12.01	1:24.18	1:14.35	1:12.12	1:13.20	1:13.35	1:13.48	1:13.73	

60 Ruediger FRIEDRICHS

Lap	1	2	3	4	5	6	7	8	9	10
1	1:17.43	1:13.03	1:14.18	1:13.18	1:12.94	1:13.65	1:13.80	1:13.54	1:12.41	1:14.04
11	1:14.03	1:14.01	1:22.57	2:48.25	3:21.16	1:23.59				

65 Craig McWILLIAM

Lap	1	2	3	4	5	6	7	8	9	10
1	1:38.05	1:27.85	1:25.96	1:26.45	1:26.36	1:27.03	1:24.98	1:25.53	1:25.91	1:27.10
11	1:32.48	2:39.86	1:26.41	1:26.35	1:26.13	1:27.70	1:26.75	1:25.60	1:26.16	1:27.11
21	1:27.57									

75 Peter CAMPBELL

Lap	1	2	3	4	5	6	7	8	9	10
1	1:27.32	1:19.00	1:18.99	1:18.65	1:18.61	1:18.28	1:18.06	1:17.06	1:16.82	1:26.73
11	2:16.07	1:17.83	1:17.71	1:17.28	1:17.33	1:16.48	1:17.15	1:16.77	1:17.16	1:17.22
21	1:18.11	1:17.35	1:17.44	1:19.55						

85 Stephen BOND

Lap	1	2	3	4	5	6	7	8	9	10
1	1:26.12	1:19.06	1:18.46	1:15.51	1:23.30	2:31.26	1:16.14	1:16.06	1:20.34	1:16.94
11	1:16.63	1:16.40	1:17.20	1:16.20	1:15.51	1:15.74	1:16.08	1:16.48	1:15.47	1:15.70
21	1:16.59	1:16.18	1:17.20	1:15.91						

100 Christopher KEEN

Lap	1	2	3	4	5	6	7	8	9	10
1	1:15.10	1:10.88	1:11.15	1:10.89	1:10.64	1:11.51	1:11.14	1:10.16	1:11.11	1:11.35
11	1:53.02	1:53.02	1:11.29	1:10.11	1:10.77	1:11.40	1:11.51	1:12.68	1:11.92	1:11.28
21	1:10.97	1:11.79	1:12.05	1:11.08	1:11.70	1:11.06				

106 Austin KINSELLA

Lap	1	2	3	4	5	6	7	8	9	10
1	1:23.69	1:18.65	1:16.08	1:15.68	1:16.19	1:16.56	1:15.89	1:15.69	1:17.59	1:16.07
11	1:17.76	1:17.18	1:16.45	1:17.59	1:21.69	2:24.91	1:21.33	1:19.39	1:19.49	1:24.70
21	1:18.86	1:21.09	1:20.34	1:33.41						

154 Paul ZILLER

Lap	1	2	3	4	5	6	7	8	9	10
1	1:26.54	1:17.22	1:16.42	1:17.25	1:15.69	1:16.18	1:16.41	1:15.86	1:17.16	1:16.61
11	1:25.00	2:21.42	1:16.76	1:17.42	1:16.85	1:16.87	1:17.33	1:17.89	1:17.99	1:18.38

202 Nigel BATCHELOR

Lap	1	2	3	4	5	6	7	8	9	10
1	1:33.07	1:23.49	1:21.95	1:22.25	1:22.63	1:22.17	1:23.26	1:22.77	1:23.43	1:25.76
11	2:31.33	1:22.56	1:23.08	1:22.28	1:23.20	1:22.98	1:23.71	1:22.51	1:24.21	1:23.65
21	1:24.35	1:25.45								

203 John URE

Lap	1	2	3	4	5	6	7	8	9	10
1	1:22.16	1:15.41	1:15.91	1:14.80	1:13.71	1:21.83	2:26.24	1:15.36	1:15.89	1:16.51
11	1:15.88	1:15.58	1:15.59	1:15.25	1:15.04	1:15.79	1:17.90	1:14.88	1:14.44	1:14.51
21	1:14.38	1:15.52	1:17.25	1:26.98						

204 GRAUS / KING

Lap	1	2	3	4	5	6	7	8	9	10
1	1:24.72									

206 Matthew COLLINGS

Lap	1	2	3	4	5	6	7	8	9	10
1	1:37.07	1:26.91	1:25.75	1:26.16	1:27.69	1:26.96	1:25.01	1:25.58	1:24.03	1:24.19
11	1:25.14	1:32.66	2:35.66	1:24.43	1:25.48	1:23.61	1:23.61	1:24.06	1:25.12	1:23.62
21	1:25.04									

207 Richard WOOLMER

Lap	1	2	3	4	5	6	7	8	9	10
1	1:20.76	1:14.60	1:14.85	1:13.65	1:13.93	1:14.16	1:14.90	1:15.23	1:20.70	2:26.07
11	1:15.72	1:15.42	1:15.24	1:16.73	1:15.63	1:16.13	1:17.58	1:17.17	1:16.63	1:15.95
21	1:15.60	1:15.79	1:17.20	1:16.63						

208 Paul MORTIMER

Lap	1	2	3	4	5	6	7	8	9	10
1	1:23.31	1:17.43	1:16.33	1:15.74	1:15.88	1:23.43	2:21.27	1:15.69	1:17.99	1:17.85

11	1:16.39	1:15.33	1:17.10	1:17.29	1:15.80	1:15.51	1:17.25	1:19.64	1:19.02	1:17.60
21	1:16.88	1:16.64	1:16.51	1:15.73						

209 Steven BROOKS

Lap	1	2	3	4	5	6	7	8	9	10
1	1:16.71	1:13.60	1:15.72	1:13.73	1:13.92	1:13.25	1:13.67	1:13.59	1:13.51	1:13.21
11	1:14.97	1:20.81	2:24.52	1:13.94	1:12.98	1:14.61	1:14.26	1:13.10	1:14.24	1:13.20
21	1:13.17	1:13.06	1:13.53	1:13.74	1:13.97					

210 Mark MORGAN

Lap	1	2	3	4	5	6	7	8	9	10
1	1:31.04	1:21.33	1:21.37	1:21.37	1:20.54	1:20.90	1:22.17	1:23.17	1:21.80	1:31.91
11	2:32.29	1:20.88	1:22.65	1:21.27	1:20.36	1:22.90	1:21.41	1:20.79	1:20.57	1:21.15
21	1:20.86	1:19.55								

211 COTTINGHAM / STRETTON

Lap	1	2	3	4	5	6	7	8	9	10
1	1:27.45	1:20.22	1:21.45	1:20.17	1:19.57	1:18.95	1:19.48	1:20.85	1:20.17	1:22.70
11	1:27.87	2:33.45	1:17.99	1:16.85	1:17.68	1:17.06	1:19.63	1:17.44	1:16.00	1:15.71
21	1:18.00	1:17.79	1:20.07							

212 Brian ARCULUS

Lap	1	2	3	4	5	6	7	8	9	10
1	1:29.49	1:21.33	1:21.41	1:26.76	2:27.95	1:19.88	1:20.95	1:20.53	1:22.96	1:21.54
11	1:19.85	1:19.38	1:21.66	1:19.45	1:20.14	1:21.22	1:20.76	1:20.28	1:19.73	1:20.43
21	1:19.32	1:20.85	1:19.19							

215 Mark HOBLE

Lap	1	2	3	4	5	6	7	8	9	10
1	1:25.44	1:17.49	1:17.04	1:16.86	1:15.38	1:16.20	1:16.26	1:16.07	1:17.41	1:19.78
11	2:26.83	1:15.77	1:17.36	1:16.81	1:15.68	1:15.68	1:15.52	1:16.32	1:17.62	1:16.64
21	1:16.27	1:17.83	1:16.82	1:17.11						

216 John WATERSON

Lap	1	2	3	4	5	6	7	8	9	10
1	1:31.27	1:21.70	1:22.17	1:20.67	1:33.53	2:37.67	1:20.62	1:20.30	1:21.40	1:20.19
11	1:20.62	1:24.36	1:34.13	1:43.61	1:51.20	1:54.60	2:10.78			

217 Mike FREEMAN

Lap	1	2	3	4	5	6	7	8	9	10
1	1:25.40	1:17.71	1:16.68	1:15.78	1:14.85	1:14.90	1:15.71	1:15.58	1:16.55	1:16.00
11	1:18.40	1:14.54	1:14.80	1:14.99	1:17.16	2:23.92	1:16.25	1:14.83	1:14.97	1:14.10
21	1:14.26	1:15.99	1:16.71	1:16.37						

218 Keith HAMPSON

Lap	1	2	3	4	5	6	7	8	9	10
1	1:37.42	1:23.51	1:24.13	1:23.67	1:24.72	1:23.57	1:24.56	1:23.52	1:22.34	1:22.67
11	1:22.51	1:28.75	2:31.35	1:22.92	1:21.82	1:22.07	1:22.63	1:23.51	1:22.15	1:21.41
21	1:20.68	1:21.54								

219 Barry DYE

Lap	1	2	3	4	5	6	7	8	9	10
1	1:35.38	1:22.77	1:23.17	1:25.92	1:35.80	2:34.24	1:23.54	1:23.72	1:22.80	1:22.28
11	1:21.36	1:22.67	1:21.24	1:21.18	1:21.87	1:21.13	1:20.96	1:20.77	1:21.79	1:22.59

21 1:20.73 1:23.01

227 HUDSON / SADLER

Lap	1	2	3	4	5	6	7	8	9	10
1	1:27.91	1:20.14	1:20.01	1:17.35	1:17.53	1:17.71	1:17.99	1:17.86	1:17.00	1:18.85
11	1:18.59	1:18.70	1:21.17	2:34.29	1:24.19	1:22.10	1:21.84	1:21.40	1:20.75	1:20.62
21	1:22.16	1:21.48	1:21.15							

236 Guillermo FIERRO ELETA

Lap	1	2	3	4	5	6	7	8	9	10
1	1:16.86	1:11.92	1:11.38	1:11.02	1:10.53	1:11.48	1:10.39	1:11.13	1:12.15	1:10.81
11	1:11.32	1:11.15	1:12.77	1:12.21	1:10.79	1:11.69	1:13.98	1:12.32	1:12.53	1:12.21
21	1:11.06	1:11.22	1:12.26	1:12.85	1:11.67	1:11.76				

291 James BILDERBECK

Lap	1	2	3	4	5	6	7	8	9	10
1	1:32.77	1:23.12	1:19.86	1:27.18	2:38.30	1:19.20	1:19.52	1:18.97	1:21.98	1:17.51
11	1:17.91	1:17.15	1:19.14	1:16.95	1:17.07	1:51.50	1:20.89	1:20.42	1:19.88	1:20.89
21	1:20.83	1:19.66								

298 Nick MATTHEWS

Lap	1	2	3	4	5	6	7	8	9	10
1	1:19.87	1:14.61	1:14.50	1:14.35	1:14.60	1:14.37	1:14.71	1:14.76	1:18.58	2:19.59
11	1:14.50	1:14.66	1:14.61	1:14.46	1:14.57	1:14.64	1:14.34	1:14.47	1:14.09	1:15.23
21	1:15.79	1:16.17	1:15.28	1:15.78	1:18.16					

401 Jason HARRIS

Lap	1	2	3	4	5	6	7	8	9	10
1	1:22.98									

Lap Chart

THE TOM COLE TROPHY RACE - RACE 5

Lap 1		Lap 2		Lap 3		Lap 4		Lap 5		Lap 6		Lap 7		Lap 8		Lap 9		Lap 10	
No	Time	No	Time	No	Time	No	Time	No	Time	No	Time	No	Time	No	Time	No	Time	No	Time
28	1:14.60	28	2:25.51	100	3:37.13	100	4:48.02	100	5:58.66	100	7:10.17	100	8:21.31	100	9:31.47	100	10:42.58	100	11:53.93
100	1:15.10	100	2:25.98	236	3:40.16	236	4:51.18	236	6:01.71	236	7:13.19	236	8:23.58	236	9:34.71	236	10:46.86	236	11:57.67
58	1:16.55	58	2:28.56	28	3:42.70	28	4:53.97	28	6:03.95	218	7:13.45 *1	202	8:25.56 *1	28	9:37.18	28	10:47.42	28	11:58.45
209	1:16.71	236	2:28.78	60	3:44.64	60	4:57.82	60	6:10.76	28	7:15.01	28	8:26.71	210	9:38.72 *1	212	10:47.77 *2	212	12:08.30 *2
236	1:16.86	209	2:30.31	209	3:46.03	209	4:59.76	209	6:13.68	219	7:23.04 *1	218	8:37.02 *1	291	9:40.43 *2	211	10:48.14 *1	211	12:08.31 *1
60	1:17.43	60	2:30.46	298	3:48.98	298	5:03.33	207	6:17.79	206	7:23.58 *1	60	8:38.21	216	9:47.01 *2	291	10:59.95 *2	60	12:18.20
298	1:19.87	298	2:34.48	207	3:50.21	207	5:03.86	298	6:17.93	60	7:24.41	209	8:40.60	202	9:48.82 *1	210	11:01.89 *1	291	12:18.92 *2
207	1:20.76	207	2:35.36	20	3:52.61	58	5:07.09	58	6:19.21	65	7:24.67 *1	58	8:45.76	60	9:51.75	60	11:04.16	209	12:20.91
20	1:22.01	20	2:37.04	58	3:52.74	20	5:07.64	20	6:21.84	209	7:26.93	207	8:46.85	209	9:54.19	216	11:07.63 *2	210	12:23.69 *1
203	1:22.16	203	2:37.57	203	3:53.48	203	5:08.28	203	6:21.99	207	7:31.95	298	8:47.01	219	9:57.28 *2	209	11:07.70	216	12:27.93 *2
401	1:22.98	208	2:40.74	208	3:57.07	208	5:12.81	208	6:28.69	298	7:32.30	20	8:50.46	58	9:59.24	202	11:11.59 *1	202	12:35.02 *1
208	1:23.31	106	2:42.34	106	3:58.42	106	5:14.10	106	6:30.29	58	7:32.41	206	8:50.54 *1	218	10:01.58 *1	58	11:12.97	203	12:41.31 *1
106	1:23.69	215	2:42.93	217	3:59.79	217	5:15.57	217	6:30.42	20	7:35.87	65	8:51.70 *1	298	10:01.77	54	11:13.52 *1	219	12:44.54 *2
204	1:24.72	217	2:43.11	215	3:59.97	215	5:16.83	215	6:32.21	203	7:43.82	217	9:01.03	207	10:02.08	298	11:20.35	208	12:47.07 *1
54	1:25.31	154	2:43.76	154	4:00.18	154	5:17.43	154	6:33.12	217	7:45.32	106	9:02.74	20	10:04.16	219	11:20.82 *2	218	12:47.44 *1
217	1:25.40	54	2:44.81	85	4:03.64	85	5:19.15	17	6:39.19	106	7:46.85	215	9:04.67	203	10:10.06 *1	20	11:21.42	217	12:49.16
215	1:25.44	85	2:45.18	54	4:04.61	17	5:22.59	54	6:40.47	215	7:48.41	154	9:05.71	208	10:13.39 *1	207	11:22.78	106	12:52.09
85	1:26.12	24	2:45.61	24	4:04.87	54	5:22.79	24	6:40.90	154	7:49.30	85	9:13.71 *1	206	10:15.55 *1	218	11:25.10 *1	154	12:55.34
24	1:26.26	75	2:46.32	75	4:05.31	24	5:22.98	85	6:42.45	208	7:52.12	17	9:14.63	217	10:16.61	203	11:25.42 *1	215	12:57.93
154	1:26.54	211	2:47.67	17	4:05.34	75	5:23.96	75	6:42.57	17	7:56.12	24	9:15.68	65	10:16.68 *1	208	11:29.08 *1	206	13:05.16 *1
75	1:27.32	17	2:47.93	227	4:08.06	227	5:25.41	227	6:42.94	54	7:57.52	54	9:15.87	106	10:18.43	217	11:33.16	85	13:06.25 *1
211	1:27.45	227	2:48.05	211	4:09.12	211	5:29.29	211	6:48.86	24	7:58.11	227	9:18.64	215	10:20.74	106	11:36.02	24	13:06.87
227	1:27.91	212	2:50.82	212	4:12.23	210	5:35.11	210	6:55.65	227	8:00.65	75	9:18.91	154	10:21.57	215	11:38.15	65	13:08.12 *1
212	1:29.49	210	2:52.37	210	4:13.74	216	5:35.81	202	7:03.39	75	8:00.85	212	9:26.82 *1	85	10:29.85 *1	154	11:38.73		
17	1:29.69	216	2:52.97	216	4:15.14	212	5:38.99	216	7:09.34	212	8:06.94 *1	211	9:27.29	24	10:32.87	206	11:41.13 *1		
210	1:31.04	291	2:55.89	291	4:15.75	202	5:40.76			211	8:07.81			75	10:35.97	65	11:42.21 *1		
216	1:31.27	202	2:56.56	202	4:18.51	291	5:42.93			210	8:16.55			227	10:36.50	85	11:45.91 *1		
291	1:32.77	219	2:58.15	219	4:21.32	219	5:47.24			291	8:21.23 *1			17	10:38.81	24	11:50.06		
202	1:33.07	218	3:00.93	218	4:25.06	218	5:48.73									75	11:52.79		
219	1:35.38	206	3:03.98	206	4:29.73	206	5:55.89									227	11:53.50		
206	1:37.07	65	3:05.90	65	4:31.86	65	5:58.31												
218	1:37.42																		
65	1:38.05																		

Lap Chart

THE TOM COLE TROPHY RACE - RACE 5

Lap 11		Lap 12		Lap 13		Lap 14		Lap 15		Lap 16		Lap 17		Lap 18		Lap 19		Lap 20			
No	Time	No	Time	No	Time	No	Time	No	Time	No	Time	No	Time	No	Time	No	Time	No	Time		
236	13:08.99	236	14:20.14	236	15:32.91	236	16:45.12	236	17:55.91	236	19:07.60	236	20:21.58	236	21:33.90	236	22:46.43	236	23:58.64		
17	13:09.14 *2	154	14:20.34 *1	28	15:33.02	28	16:45.58	28	17:56.10	217	19:09.05 *1	100	20:23.54 *1	100	21:35.05 *1	100	22:47.73 *1	100	23:59.65 *1		
28	13:10.04	28	14:22.22	75	15:35.59 *2	219	16:50.98 *3	215	17:57.89 *2	28	19:10.51	208	20:26.83 *2	65	21:40.32 *4	203	22:48.85 *2	211	24:01.54 *3		
54	13:11.17 *2	85	14:23.19 *2	85	15:39.82 *2	100	16:51.26 *1	154	17:58.52 *2	208	19:11.03 *2	215	20:30.38 *2	208	21:42.34 *2	217	22:49.22 *2	203	24:03.73 *2		
227	13:12.35 *1	24	14:25.82 *1	100	15:39.97 *1	75	16:53.42 *2	106	18:01.07 *1	210	19:11.42 *3	210	20:32.69 *3	215	21:46.06 *2	206	22:52.72 *4	217	24:04.05 *2		
75	13:19.52 *1	206	14:29.35 *2	24	15:44.84 *1	85	16:56.22 *2	100	18:01.37 *1	100	19:12.14 *1	154	20:32.79 *2	106	21:47.67 *2	212	22:54.50 *3	212	24:15.26 *3		
211	13:31.01 *1	54	14:29.79 *2	54	15:47.53 *2	218	17:01.37 *2	24	18:04.68 *2	215	19:14.70 *2	24	20:38.38 *2	154	21:49.66 *2	208	22:59.59 *2	206	24:16.33 *4		
212	13:31.26 *2	17	14:29.93 *2	17	15:47.80 *2	17	17:04.94 *2	75	18:11.13 *2	154	19:15.94 *2	202	20:40.03 *3	210	21:53.05 *3	215	23:01.58 *2	215	24:17.90 *2		
60	13:32.23	227	14:30.94 *1	227	15:49.64 *1	54	17:05.93 *2	85	18:13.42 *2	202	19:17.75 *3	85	20:45.13 *2	24	21:55.31 *2	216	23:03.44 *4	208	24:19.23 *2		
209	13:35.88	65	14:35.22 *2	206	15:54.49 *2	227	17:10.81 *1	219	18:13.65 *3	24	19:21.66 *2	75	20:45.74 *2	85	22:00.87 *2	65	23:06.45 *4	154	24:24.88 *2		
298	13:39.94 *1	60	14:46.24	65	16:07.70 *2	209	17:21.21 *1	17	18:21.95 *2	106	19:22.76 *1	218	20:55.64 *3	75	22:02.22 *2	154	23:06.99 *2	106	24:28.39 *2		
291	13:40.90 *2	212	14:52.80 *2	60	16:08.81	298	17:23.71 *1	54	18:22.85 *2	75	19:28.41 *2	219	20:56.07 *3	202	22:03.23 *3	106	23:09.00 *2	24	24:29.19 *2		
20	13:45.78 *1	298	14:54.44 *1	298	16:09.10 *1	206	17:27.15 *2	209	18:35.15 *1	216	19:28.63 *3	17	20:56.17 *2	17	22:12.57 *2	24	23:11.90 *2	85	24:33.43 *2		
100	13:46.95	209	14:56.69	212	16:12.65 *2	20	17:29.74 *1	298	18:38.17 *1	85	19:29.62 *2	54	20:56.45 *2	54	22:13.65 *2	210	23:15.95 *3	65	24:34.15 *4		
207	13:48.85 *1	291	14:58.41 *2	20	16:15.40 *1	212	17:32.03 *2	20	18:43.82 *1	218	19:32.72 *3	209	21:02.74 *1	209	22:17.00 *1	85	23:16.95 *2	75	24:36.14 *2		
216	13:49.33 *2	211	14:58.88 *1	291	16:16.32 *2	211	17:32.33 *2	65	18:47.56 *3	219	19:34.89 *3	298	21:07.38 *1	218	22:17.46 *3	291	23:18.13 *3	210	24:37.36 *3		
210	13:55.60 *1	20	15:00.75 *1	207	16:19.99 *1	291	17:33.47 *2	211	18:50.32 *2	17	19:38.53 *2	227	21:09.29 *2	219	22:17.94 *3	75	23:19.37 *2	291	24:39.02 *3		
203	13:57.82 *1	207	15:04.57 *1	210	16:27.89 *2	207	17:35.23 *1	207	18:51.96 *1	54	19:39.11 *2	20	21:12.02 *1	60	22:18.22 *3	202	23:26.21 *3	209	24:44.34 *1		
202	14:00.78 *1	216	15:09.52 *2	203	16:29.28 *1	203	17:44.87 *1	291	18:52.61 *2	227	19:45.10 *2	216	21:12.24 *3	298	22:21.72 *1	17	23:28.89 *2	17	24:45.57 *2		
208	14:04.92 *1	203	15:13.70 *1	216	16:30.14 *2	210	17:48.77 *2	212	18:53.69 *2	209	19:48.13 *1	207	21:23.72 *1	20	22:26.33 *1	209	23:30.10 *1	54	24:47.80 *2		
219	14:07.34 *2	208	15:21.31 *1	202	16:32.11 *2	217	17:51.89	60	18:57.06 *1	298	19:52.74 *1	211	21:24.85 *2	227	22:31.39 *2	54	23:30.74 *2	202	24:49.92 *3		
217	14:07.56	217	15:22.10	208	16:36.64 *1	208	17:53.74 *1	203	19:00.12 *1	20	19:58.13 *1	291	21:26.63 *2	207	22:41.30 *1	298	23:36.19 *1	298	24:50.28 *1		
106	14:09.85	215	15:24.76 *1	217	16:36.90	216	17:54.50 *2			206	20:02.81 *3	206	21:27.24 *3	28	22:41.59	219	23:39.07 *3	20	24:55.04 *1		
218	14:10.11 *1	106	15:27.03	215	16:40.53 *1	202	17:54.67 *2			211	20:07.17 *2	203	21:30.95 *1	211	22:41.91 *2	218	23:39.53 *3	216	24:58.04 *4		
		219	15:29.62 *2	154	16:41.76 *1					207	20:07.59 *1	28	21:31.05			20	23:40.07 *1	219	25:00.03 *3		
		218	15:32.62 *1	106	16:43.48					291	20:09.56 *2	217	21:32.97 *1			60	23:41.81 *3	218	25:02.16 *3		
										212	20:13.14 *2	212	21:33.28 *2			28	23:53.12	28	25:04.78		
										65	20:13.97 *3					227	23:53.23 *2				
										203	20:15.16 *1					207	23:58.47 *1				

Lap Chart

THE TOM COLE TROPHY RACE - RACE 5

Lap 21		Lap 22		Lap 23		Lap 24		Lap 25		Lap 26		Lap 27		Lap 28		Lap 29		Lap 30			
No	Time	No	Time	No	Time	No	Time	No	Time	No	Time	No	Time	No	Time	No	Time	No	Time		
236	25:09.70	236	26:20.92	236	27:33.18	236	28:46.03	236	29:57.70	100	32:19.58										
100	25:10.93 *1	100	26:21.90 *1	100	27:33.69 *1	65	28:52.66 *5	210	30:00.73 *4	20	32:22.65 *1										
227	25:14.63 *3	218	26:25.67 *4	202	27:36.64 *4	202	29:00.29 *4	291	30:01.04 *4	75	32:22.97 *2										
207	25:15.10 *2	207	26:31.05 *2	219	27:42.59 *4	207	29:02.44 *2	207	30:19.64 *2	298	32:26.69 *1										
203	25:18.17 *2	203	26:32.68 *2	207	27:46.65 *2	203	29:02.58 *2	65	30:19.77 *5	17	32:43.17 *2										
211	25:18.98 *3	217	26:33.12 *2	203	27:47.06 *2	217	29:03.37 *2	203	30:19.83 *2	106	32:46.28 *2										
217	25:19.02 *2	211	26:34.98 *3	217	27:47.38 *2	219	29:05.18 *4	217	30:20.08 *2	236	34:09.46										
215	25:35.52 *2	227	26:35.38 *3	218	27:47.82 *4	211	29:08.69 *3	202	30:24.64 *4												
212	25:35.54 *3	215	26:52.16 *2	211	27:50.69 *3	218	29:09.23 *4	219	30:25.91 *4												
208	25:38.25 *2	212	26:55.27 *3	227	27:56.00 *3	227	29:18.16 *3	211	30:26.48 *3												
206	25:39.94 *4	208	26:55.85 *2	215	28:08.43 *2	215	29:26.26 *2	218	30:29.91 *4												
154	25:42.87 *2	154	27:01.25 *2	208	28:12.73 *2	208	29:29.37 *2	227	30:39.64 *3												
24	25:46.22 *2	24	27:03.34 *2	212	28:15.70 *3	212	29:35.02 *3	215	30:43.08 *2												
106	25:47.88 *2	206	27:04.00 *4	24	28:20.71 *2	209	29:37.30 *1	208	30:45.88 *2												
85	25:48.90 *2	85	27:04.60 *2	85	28:21.19 *2	85	29:37.37 *2	209	30:51.04 *1												
75	25:53.30 *2	216	27:08.82 *5	209	28:23.77 *1	24	29:38.67 *2	85	30:54.57 *2												
209	25:57.54 *1	75	27:10.52 *2	75	28:28.63 *2	75	29:45.98 *2	212	30:55.87 *3												
210	25:58.15 *3	209	27:10.71 *1	206	28:29.12 *4	106	29:52.53 *2	24	30:55.95 *2												
291	25:59.44 *3	106	27:12.58 *2	106	28:31.44 *2	17	29:52.68 *2	75	31:03.42 *2												
65	26:00.90 *4	17	27:18.66 *2	17	28:35.23 *2	206	29:52.74 *4	20	31:07.80 *1												
17	26:01.80 *2	210	27:18.72 *3	298	28:37.47 *1	298	29:52.75 *1	100	31:08.52												
298	26:05.51 *1	291	27:19.32 *3	20	28:38.89 *1	20	29:52.92 *1	298	31:08.53 *1												
20	26:09.17 *1	298	27:21.30 *1	210	28:39.87 *3	100	29:56.82	17	31:11.22 *2												
54	26:11.27 *2	20	27:24.05 *1	291	28:40.21 *3			106	31:12.87 *2												
202	26:12.43 *3	65	27:26.50 *4	100	28:45.74			206	31:17.78 *4												
219	26:20.80 *3							210	31:20.28 *3												
								291	31:20.70 *3												
								207	31:36.27 *1												
								217	31:36.45 *1												
								211	31:46.55 *2												
								203	31:46.81 *1												
								65	31:47.34 *4												
								219	31:48.92 *3												
								202	31:50.09 *3												
								218	31:51.45 *3												
								215	32:00.19 *1												
								227	32:00.79 *2												
								208	32:01.61 *1												
								209	32:05.01												

85 32:10.48 *1
24 32:12.69 *1
212 32:15.06 *2



ALL-COMERS HANDICAP RACE FOR PRE-WAR CARS (VSCC SET 6)

RESULT - RACE 6

PI	No	CI	Name	Car	Laps	Time	Behind	MPH	Best Lap on	MPH
1	123		Harry PAINTER	MG PA	5	8:17.48		65.93	1:23.69	2 70.50
2	142		Paul BAKER	Frazer Nash Sports	5	8:19.10	1.62	64.26	1:26.92	2 67.88
3	170		Theodore HUNT	Frazer Nash TT Rep	5	8:19.36	1.88	64.22	1:26.39	2 68.30
4	141		Mark ELDER	Austin Sports Special	5	8:21.10	3.62	63.98	1:28.01	5 67.04
5	172		David ASPLIN	Austin 7 Ulster Replica	5	8:23.09	5.61	59.23	1:35.98	3 61.48
6	168		Stephen RIDDINGTON	Riley 12/4 Special	5	8:25.23	7.75	60.18	1:34.35	5 62.54
7	98		John SEBER	MG PB	5	8:26.20	8.72	60.68	1:32.05	5 64.10
8	135		Jeffrey EDWARDS	Alvis Sports Special	5	8:27.44	9.96	63.11	1:26.84	2 67.95
9	94		Nick HAYWARD-COOK	Austin 7 Monoposto	5	8:28.52	11.04	62.97	1:30.98	5 64.85
10	175		Tim WADSWORTH	Lagonda 2 Ltr L/C Tourer	5	8:29.40	11.92	57.92	1:39.91	2 59.06
11	51		David DANIELS	Riley Grebe Replica	5	8:30.73	13.25	60.12	1:34.82	5 62.23
12	167		Andrew CROYSBILL	Riley 12/4	5	8:31.80	14.32	59.38	1:35.96	5 61.49
13	52		Dennis BINGHAM	Riley Falcon Special	5	8:32.10	14.62	61.19	1:34.19	2 62.64
14	176		Robert BARBET	Riley Sports	5	8:35.97	18.49	57.18	1:39.93	2 59.05
15	195		Malcolm HILLS	MG KN Special	5	8:36.70	19.22	66.04	1:19.95	2 73.80
16	149		Anthony FENWICK-WILSON	Railton LS Tourer	5	8:38.23	20.75	60.43	1:31.26	2 64.65
17	178		Alan HARPLEY	Avon/Alvis Special	5	8:38.25	20.77	56.93	1:39.03	2 59.58
18	165		David SAXL	Riley 12/4 Special	5	8:38.52	21.04	58.59	1:37.57	5 60.47
19	42		Douglas MONRO	Frazer Nash Super Sports	5	8:39.47	21.99	61.53	1:27.37	2 67.53
20	161		Steve ALLEN	Bentley 4 1/4 Litre Spl	5	8:42.13	24.65	58.17	1:38.46	5 59.93
21	166		Norman PEMBERTON	Talbot 95/105	5	8:44.56	27.08	57.90	1:37.68	2 60.41
22	53		Leonard LORD	Riley Falcon	5	8:46.27	28.79	56.06	1:43.25	5 57.15
23	184		Simon JACKSON	MG PB	5	8:46.30	28.82	57.70	1:39.56	2 59.26
24	77		Keith PIPER	Aston Martin International	5	8:47.60	30.12	56.45	1:43.39	2 57.07
25	189		David BIRNAGE	Austin 7 Ulster	5	8:48.59	31.11	56.35	1:41.65	2 58.05
26	173		Roland WOODTLI	Riley 15/6 Special	5	8:55.49	38.01	55.61	1:43.05	5 57.26
27	185		Philip PARKINSON	Austin AD Tourer	5	8:56.70	39.22	54.97	1:43.18	5 57.19
28	158		Stephanie WILTON	Austin S/S	5	9:03.14	45.66	54.82	1:45.33	5 56.02
29	183		Georgina BRADFIELD	Invicta S Type	5	9:03.98	46.50	55.77	1:41.09	5 58.37
30	88		Lucy DELANEY	Lea-Francis Hyper	5	9:08.18	50.70	53.82	1:44.89	5 56.25
31	159		Sara KELLEWAY	Riley 12/4 Special	5	9:13.25	55.77	53.81	1:44.16	5 56.65

Not-Classified

177	Cyril HANCOCK	Fiat New Balilla	2	3:27.40	DNF	56.90	1:43.93	2	56.77
134	Richard ILIFFE	Riley Elf	2	3:46.26	DNF	63.36	1:26.02	2	68.59

Fastest Lap

195	Malcolm HILLS	MG KN Special					1:19.95	2	73.80
-----	---------------	---------------	--	--	--	--	---------	---	-------

Car 195 - Time Includes 10s Penalty for OUT OF POSITION + 10s For ADVANTAGE GAINED

Start Time : 15:31

Silverstone

22 Apr 17 15:50

Clerk of Course:

Time Issued:

Chief Timekeeper:

THESE RESULTS ARE PROVISIONAL UNTIL THE CONCLUSION OF ANY JUDICIAL AND TECHNICAL MATTERS

Timing by HS Sports Ltd - Results and Lap Times at www.theresultslive.co.uk/vintage-sports-car-club

ALL-COMERS HANDICAP RACE FOR PRE-WAR CARS (VSCC SET 6)

LAP TIMES - RACE 6

42 Douglas MONRO

Lap	1	2	3	4	5	6	7	8	9	10
1	2:24.65	1:27.37	1:32.24	1:40.49	1:34.72					

51 David DANIELS

Lap	1	2	3	4	5	6	7	8	9	10
1	2:04.32	1:35.42	1:37.21	1:38.96	1:34.82					

52 Dennis BINGHAM

Lap	1	2	3	4	5	6	7	8	9	10
1	2:09.30	1:34.19	1:36.38	1:37.80	1:34.43					

53 Leonard LORD

Lap	1	2	3	4	5	6	7	8	9	10
1	1:43.69	1:43.29	1:45.55	1:50.49	1:43.25					

77 Keith PIPER

Lap	1	2	3	4	5	6	7	8	9	10
1	1:50.16	1:43.39	1:44.60	1:45.74	1:43.71					

88 Lucy DELANEY

Lap	1	2	3	4	5	6	7	8	9	10
1	1:47.35	1:47.79	1:54.65	1:53.50	1:44.89					

94 Nick HAYWARD-COOK

Lap	1	2	3	4	5	6	7	8	9	10
1	2:20.23	1:31.28	1:31.87	1:34.16	1:30.98					

98 John SEBER

Lap	1	2	3	4	5	6	7	8	9	10
1	2:02.60	1:35.76	1:34.53	1:41.26	1:32.05					

123 Harry PAINTER

Lap	1	2	3	4	5	6	7	8	9	10
1	2:22.78	1:23.69	1:26.61	1:38.02	1:26.38					

134 Richard ILIFFE

Lap	1	2	3	4	5	6	7	8	9	10
1	2:20.24	1:26.02								

135 Jeffrey EDWARDS

Lap	1	2	3	4	5	6	7	8	9	10
1	2:22.71	1:26.84	1:31.79	1:35.83	1:30.27					

141 Mark ELDER

Lap	1	2	3	4	5	6	7	8	9	10
1	2:19.92	1:28.16	1:29.86	1:35.15	1:28.01					

142 Paul BAKER

Lap	1	2	3	4	5	6	7	8	9	10
1	2:20.50	1:26.92	1:28.83	1:34.72	1:28.13					

149	Anthony FENWICK-WILSON									
Lap	1	2	3	4	5	6	7	8	9	10
1	2:17.16	1:31.26	1:34.14	1:41.54	1:34.13					
158	Stephanie WILTON									
Lap	1	2	3	4	5	6	7	8	9	10
1	1:55.86	1:46.39	1:47.46	1:48.10	1:45.33					
159	Sara KELLEWAY									
Lap	1	2	3	4	5	6	7	8	9	10
1	2:03.39	1:48.71	1:50.77	1:46.22	1:44.16					
161	Steve ALLEN									
Lap	1	2	3	4	5	6	7	8	9	10
1	2:01.59	1:38.76	1:40.50	1:42.82	1:38.46					
165	David SAXL									
Lap	1	2	3	4	5	6	7	8	9	10
1	1:57.57	1:39.20	1:39.32	1:44.86	1:37.57					
166	Norman PEMBERTON									
Lap	1	2	3	4	5	6	7	8	9	10
1	2:01.27	1:37.68	1:41.71	1:42.84	1:41.06					
167	Andrew CROYSDILL									
Lap	1	2	3	4	5	6	7	8	9	10
1	1:57.82	1:39.25	1:37.49	1:41.28	1:35.96					
168	Stephen RIDDINGTON									
Lap	1	2	3	4	5	6	7	8	9	10
1	1:57.80	1:36.42	1:37.21	1:39.45	1:34.35					
170	Theodore HUNT									
Lap	1	2	3	4	5	6	7	8	9	10
1	2:22.26	1:26.39	1:28.11	1:34.47	1:28.13					
172	David ASPLIN									
Lap	1	2	3	4	5	6	7	8	9	10
1	1:45.61	1:36.27	1:35.98	1:45.67	1:39.56					
173	Roland WOODTLI									
Lap	1	2	3	4	5	6	7	8	9	10
1	1:54.29	1:43.85	1:48.98	1:45.32	1:43.05					
175	Tim WADSWORTH									
Lap	1	2	3	4	5	6	7	8	9	10
1	1:46.75	1:39.91	1:40.19	1:41.52	1:41.03					
176	Robert BARBET									
Lap	1	2	3	4	5	6	7	8	9	10
1	1:43.95	1:39.93	1:42.93	1:47.43	1:41.73					
177	Cyril HANCOCK									
Lap	1	2	3	4	5	6	7	8	9	10
1	1:43.47	1:43.93								

178	Alan HARPLEY										
	Lap	1	2	3	4	5	6	7	8	9	10
	1	1:50.45	1:39.03	1:40.05	1:46.79	1:41.93					
183	Georgina BRADFIELD										
	Lap	1	2	3	4	5	6	7	8	9	10
	1	2:08.83	1:44.45	1:46.22	1:43.39	1:41.09					
184	Simon JACKSON										
	Lap	1	2	3	4	5	6	7	8	9	10
	1	2:02.25	1:39.56	1:40.45	1:42.89	1:41.15					
185	Philip PARKINSON										
	Lap	1	2	3	4	5	6	7	8	9	10
	1	1:49.31	1:46.52	1:49.65	1:48.04	1:43.18					
189	David BIRNAGE										
	Lap	1	2	3	4	5	6	7	8	9	10
	1	1:50.97	1:41.65	1:42.01	1:51.67	1:42.29					
195	Malcolm HILLS										
	Lap	1	2	3	4	5	6	7	8	9	10
	1	2:22.32	1:19.95	1:30.46	1:32.60	1:31.37					

Lap Chart

ALL-COMERS HANDICAP RACE FOR PRE-WAR CARS (VSCC SET 6) - RACE 6

Lap 1		Lap 2		Lap 3		Lap 4		Lap 5		Lap 6		Lap 7		Lap 8		Lap 9		Lap 10	
No	Time	No	Time	No	Time	No	Time	No	Time	No	Time	No	Time	No	Time	No	Time	No	Time
177	1:43.47	172	3:21.88	172	4:57.86	172	6:43.53	123	8:17.48										
53	1:43.69	176	3:23.88	176	5:06.81	195	6:45.33	142	8:19.10										
176	1:43.95	175	3:26.66	175	5:06.85	175	6:48.37	170	8:19.36										
172	1:45.61	53	3:26.98	178	5:09.53	168	6:50.88	141	8:21.10										
175	1:46.75	177	3:27.40	168	5:11.43	142	6:50.97	172	8:23.09										
88	1:47.35	178	3:29.48	53	5:12.53	123	6:51.10	168	8:25.23										
185	1:49.31	189	3:32.62	195	5:12.73	170	6:51.23	98	8:26.20										
77	1:50.16	77	3:33.55	98	5:12.89	141	6:53.09	135	8:27.44										
178	1:50.45	168	3:34.22	123	5:13.08	98	6:54.15	94	8:28.52										
189	1:50.97	88	3:35.14	167	5:14.56	176	6:54.24	175	8:29.40										
173	1:54.29	185	3:35.83	189	5:14.63	167	6:55.84	51	8:30.73										
158	1:55.86	165	3:36.77	165	5:16.09	51	6:55.91	167	8:31.80										
165	1:57.57	167	3:37.07	142	5:16.25	178	6:56.32	52	8:32.10										
168	1:57.80	173	3:38.14	170	5:16.76	135	6:57.17	176	8:35.97										
167	1:57.82	98	3:38.36	51	5:16.95	94	6:57.54	195	8:36.70										
166	2:01.27	166	3:38.95	141	5:17.94	52	6:57.67	149	8:38.23										
161	2:01.59	51	3:39.74	77	5:18.15	165	7:00.95	178	8:38.25										
184	2:02.25	161	3:40.35	52	5:19.87	53	7:03.02	165	8:38.52										
98	2:02.60	184	3:41.81	166	5:20.66	166	7:03.50	42	8:39.47										
159	2:03.39	158	3:42.25	161	5:20.85	161	7:03.67	161	8:42.13										
51	2:04.32	195	3:42.27	135	5:21.34	77	7:03.89	166	8:44.56										
183	2:08.83	52	3:43.49	184	5:22.26	149	7:04.10	53	8:46.27										
52	2:09.30	134	3:46.26	149	5:22.56	42	7:04.75	184	8:46.30										
149	2:17.16	123	3:46.47	94	5:23.38	184	7:05.15	77	8:47.60										
141	2:19.92	142	3:47.42	42	5:24.26	189	7:06.30	189	8:48.59										
94	2:20.23	141	3:48.08	185	5:25.48	173	7:12.44	173	8:55.49										
134	2:20.24	149	3:48.42	173	5:27.12	185	7:13.52	185	8:56.70										
142	2:20.50	170	3:48.65	158	5:29.71	158	7:17.81	158	9:03.14										
170	2:22.26	135	3:49.55	88	5:29.79	183	7:22.89	183	9:03.98										
195	2:22.32	94	3:51.51	183	5:39.50	88	7:23.29	88	9:08.18										
135	2:22.71	42	3:52.02	159	5:42.87	159	7:29.09	159	9:13.25										
123	2:22.78	159	3:52.10																
42	2:24.65	183	3:53.28																



The Vintage Sports-Car Club

PATRICK LINDSAY MEMORIAL & AMSCHEL ROTHSCHILD TROPHIES RACE

RESULT - RACE 7 - Amended

PI	No	Cl	Name	Car	Laps	Time	Behind	MPH	Best Lap on	MPH	Handicap
1	213		Frederick HARPER	Kurtis Indy-Roadster	14	15:59.78		86.07	1:07.39	11	87.56
2	46	B	Guillermo FIERRO ELETA	Maserati 250F	14	16:04.23	4.45	85.67	1:07.58	13	87.31
3	266	B	Charlie MARTIN	Cooper Monaco T49	14	16:05.34	5.56	85.57	1:07.83	13	86.99
4	3	A	Mark GILLIES	ERA R3A	14	16:17.20	17.42	84.53	1:08.74	5	85.84 14.84 *
5	4	A	Nicholas TOPLISS	ERA R4A	14	16:39.00	39.22	82.69	1:08.78	8	85.79 36.08
6	48	B	Graham ADELMAN	Maserati 250 F	14	16:49.85	50.07	81.80	1:10.38	3	83.84 24.53
7	74	B	Sidney HOOLE	Cooper T41	14	16:51.55	51.77	81.66	1:10.96	6	83.15 18.11
8	36	B	Anthony BEST	Ferrari 246 F1	14	16:53.72	53.94	81.49	1:10.26	3	83.98 30.08
9	45	B	Paul GRANT	Cooper Bristol MK2	14	16:57.60	57.82	81.18	1:10.99	13	83.12 23.74
10	6	B	John URE	Cooper Bristol T24/25	14	16:59.18	59.40	81.05	1:10.27	4	83.97 35.40
11	56	B	Christopher PHILLIPS	Cooper Bristol Single Seat	14	17:05.89	1:06.11	80.52	1:11.52	2	82.50 24.61
12	228	B	Steve RUSSELL	Cooper Bristol MKII	14	17:09.72	1:09.94	80.22	1:11.74	11	82.25 25.36
13	108	B	Ralf EMMERLING	Gemini Mk II	13	16:01.41	1 Lap	79.78	1:12.59	6	81.28 17.74
14	50	B	Crispian BESLEY	Elva 100 FJ	13	16:02.25	1 Lap	79.71	1:12.34	13	81.56 21.83
15	109	B	Nick TAYLOR	Elva 100	13	16:02.45	1 Lap	79.70	1:12.10	6	81.84 25.15
16	233	B	Andrew WENMAN	Cooper Bristol Mk I	13	16:03.22	1 Lap	79.63	1:12.33	13	81.58 22.93
17	231	B	Harindra DE SILVA	Lola Mk2 FJ	13	16:17.02	1 Lap	78.51	1:12.39	12	81.51 35.95
18	39	A	Terry CRABB	ERA R12C	13	16:29.26	1 Lap	77.54	1:14.38	8	79.33 22.32
19	7	A	Julian WILTON	ERA R7B	13	16:42.06	1 Lap	76.55	1:14.60	5	79.09 32.26
20	113	B	Matt RICKETTS	Cooper Type 41	13	16:56.79	1 Lap	75.44	1:15.93	3	77.71 29.70
21	222		Christian PEDERSEN	Austin 7 Special	12	16:10.26	2 Laps	72.98	1:14.96	5	78.71 70.74
22	110	B	Anthony SMITH	Elva 100	12	16:36.28	2 Laps	71.07	1:19.31	12	74.40 44.56
23	70	B	Ian NUTHALL	Turner F2	12	17:02.72	2 Laps	69.23	1:22.94	2	71.14 27.44

Not-Classified

19	B	Marshall BAILEY	Lotus 16	11	12:38.79	DNF	85.54	1:07.79	11	87.04
68	A	Tim GREENHILL	Wolseley Hornet Special	10	13:16.54	DNF	74.08	1:15.04	4	78.63
44	A	Duncan RICKETTS	Alta 2 Litre	9	11:24.14	DNF	77.62	1:09.98	4	84.32
104	A	Thomas HARDMAN	MG Bellevue Special	9	14:15.88	DNF	62.05	1:23.11	4	71.00
69	A	Ian BAXTER	Alta 61 I.S. Single Seat	8	10:55.67	DNF	71.99	1:16.71	2	76.92
15	B	Tania PILKINGTON	Cooper T43	5	6:26.38	DNF	76.35	1:14.74	4	78.95
240	A	Robert COBDEN	Riley Falcon Special	5	6:59.72	DNF	70.29	1:16.77	4	76.86
241	A	Gareth BURNETT	Talbot Single Seater	4	5:36.22	DNF	70.20	1:17.63	2	76.01

Fastest Lap

213		Frederick HARPER	Kurtis Indy-Roadster					1:07.39	11	87.56
3	A	Mark GILLIES	ERA R3A					1:08.74	5	85.84
46	B	Guillermo FIERRO ELETA	Maserati 250F					1:07.58	13	87.31

Car 45 Time Includes 5s Penalty For UNDERTAKING UNDER YELLOW FLAG - Q15.1

Start Time : 15:51

Silverstone

22 Apr 17 17:43


Clerk of Course:

Time Issued:


Chief Timekeeper:

THESE RESULTS ARE PROVISIONAL UNTIL THE CONCLUSION OF ANY JUDICIAL AND TECHNICAL MATTERS

Timing by HS Sports Ltd - Results and Lap Times at www.theresultslive.co.uk/vintage-sports-car-club



RACE GRID




PATRICK LINDSAY MEMORIAL & AMSCHEL ROTHSCHILD TROPHIES RACE

RACE 7

ROW 16	69 01:24.390 Ian BAXTER	104 01:23.730 Thomas HARDMAN
ROW 15	70 01:23.320 Ian NUTHALL	68 01:21.930 Tim GREENHILL
ROW 14	110 01:21.830 Anthony SMITH	222 01:18.700 Christian PEDERSEN
ROW 13	29 01:17.740 William GRIMSHAW	113 01:17.170 Matt RICKETTS
ROW 12	241 01:16.360 Gareth BURNETT	240 01:15.890 Robert COBDEN
ROW 11	7 01:14.700 Julian WILTON	15 01:13.850 Tania PILKINGTON
ROW 10	6 01:13.430 John URE	39 01:12.880 Terry CRABB
ROW 9	45 01:12.710 Paul GRANT	231 01:12.550 Harindra DE SILVA
ROW 8	228 01:12.550 Steve RUSSELL	50 01:12.470 Crispian BESLEY
ROW 7	109 01:12.330 Nick TAYLOR	108 01:12.260 Ralf EMMERLING
ROW 6	233 01:11.970 Andrew WENMAN	56 01:11.760 Christopher PHILLIPS
ROW 5	74 01:11.410 Sidney HOOLE	44 01:10.350 Duncan RICKETTS
ROW 4	48 01:09.700 Graham ADELMAN	36 01:08.920 Anthony BEST
ROW 3	4 01:08.730 Nicholas TOPLISS	3 01:08.430 Mark GILLIES
ROW 2	46 01:08.220 Guillermo FIERRO ELET	213 01:08.210 Frederick HARPER
ROW 1	266 01:07.940 Charlie MARTIN	19 01:07.710 Marshall BAILEY

Grid Used: White Markings

POLE



RICK LINDSAY MEMORIAL & AMSCHEL ROTHSCHILD TROPHIES R

LAP TIMES - RACE 7

3 Mark GILLIES

Lap	1	2	3	4	5	6	7	8	9	10
1	1:15.03	1:09.59	1:09.16	1:09.51	1:08.74	1:08.99	1:08.99	1:08.96	1:09.36	1:09.24
11	1:10.00	1:10.50	1:09.89	1:09.24						

4 Nicholas TOPLISS

Lap	1	2	3	4	5	6	7	8	9	10
1	1:15.41	1:09.86	1:09.11	1:09.43	1:08.86	1:09.25	1:09.10	1:08.78	1:12.29	1:12.32
11	1:14.16	1:15.02	1:13.40	1:12.01						

6 John URE

Lap	1	2	3	4	5	6	7	8	9	10
1	1:21.02	1:12.10	1:11.59	1:10.27	1:10.51	1:12.11	1:14.71	1:10.94	1:10.91	1:11.68
11	1:18.57	1:11.65	1:11.15	1:11.97						

7 Julian WILTON

Lap	1	2	3	4	5	6	7	8	9	10
1	1:24.15	1:17.40	1:17.20	1:15.75	1:14.60	1:16.48	1:16.32	1:15.85	1:16.92	1:18.47
11	1:16.32	1:16.01	1:16.59							

15 Tania PILKINGTON

Lap	1	2	3	4	5	6	7	8	9	10
1	1:24.58	1:16.26	1:15.32	1:14.74	1:15.48					

19 Marshall BAILEY

Lap	1	2	3	4	5	6	7	8	9	10
1	1:12.76	1:08.30	1:08.01	1:08.58	1:07.99	1:10.73	1:08.32	1:09.69	1:08.56	1:08.06
11	1:07.79									

36 Anthony BEST

Lap	1	2	3	4	5	6	7	8	9	10
1	1:16.32	1:10.39	1:10.26	1:10.37	1:11.11	1:12.15	1:17.17	1:12.53	1:12.54	1:11.53
11	1:12.17	1:15.19	1:11.00	1:10.99						

39 Terry CRABB

Lap	1	2	3	4	5	6	7	8	9	10
1	1:20.92	1:15.87	1:16.68	1:15.66	1:16.18	1:16.26	1:16.03	1:14.38	1:14.50	1:16.63
11	1:15.11	1:16.09	1:14.95							

44 Duncan RICKETTS

Lap	1	2	3	4	5	6	7	8	9	10
1	1:22.77	1:11.77	1:11.48	1:09.98	1:10.38	1:11.01	1:18.41	1:12.89	1:35.45	

45 Paul GRANT

Lap	1	2	3	4	5	6	7	8	9	10
1	1:18.70	1:12.30	1:11.58	1:11.43	1:11.01	1:12.24	1:13.69	1:11.47	1:11.43	1:12.00
11	1:11.60	1:11.88	1:10.99	1:12.28						

46 Guillermo FIERRO ELETA

Lap	1	2	3	4	5	6	7	8	9	10
-----	---	---	---	---	---	---	---	---	---	----

1	1:14.05	1:09.21	1:07.80	1:08.57	1:08.12	1:09.06	1:08.54	1:08.88	1:07.86	1:07.59
11	1:08.72	1:10.15	1:07.58	1:08.10						

48 Graham ADELMAN

Lap	1	2	3	4	5	6	7	8	9	10
1	1:17.18	1:11.66	1:10.38	1:10.41	1:10.98	1:11.32	1:17.31	1:12.13	1:10.93	1:12.58
11	1:11.00	1:10.95	1:11.73	1:11.29						

50 Crispian BESLEY

Lap	1	2	3	4	5	6	7	8	9	10
1	1:19.65	1:13.57	1:14.29	1:13.23	1:13.38	1:12.57	1:14.37	1:14.41	1:15.62	1:13.06
11	1:13.20	1:12.56	1:12.34							

56 Christopher PHILLIPS

Lap	1	2	3	4	5	6	7	8	9	10
1	1:18.13	1:11.52	1:11.77	1:13.84	1:12.65	1:12.71	1:14.83	1:14.58	1:12.80	1:13.32
11	1:13.08	1:12.28	1:12.16	1:12.22						

68 Tim GREENHILL

Lap	1	2	3	4	5	6	7	8	9	10
1	1:24.92	1:17.52	1:15.74	1:15.04	1:15.18	1:15.18	1:16.03	1:15.08	1:18.75	1:43.10

69 Ian BAXTER

Lap	1	2	3	4	5	6	7	8	9	10
1	1:29.15	1:16.71	1:19.11	1:16.92	1:16.86	1:17.55	1:21.74	1:37.63		

70 Ian NUTHALL

Lap	1	2	3	4	5	6	7	8	9	10
1	1:32.89	1:22.94	1:24.94	1:23.20	1:25.18	1:27.93	1:23.49	1:24.59	1:25.21	1:22.96
11	1:23.96	1:25.43								

74 Sidney HOOLE

Lap	1	2	3	4	5	6	7	8	9	10
1	1:18.38	1:12.20	1:11.37	1:11.51	1:11.76	1:10.96	1:14.26	1:11.40	1:11.26	1:12.15
11	1:11.50	1:11.53	1:11.31	1:11.96						

104 Thomas HARDMAN

Lap	1	2	3	4	5	6	7	8	9	10
1	1:29.81	1:25.38	1:25.05	1:23.11	1:25.07	1:28.95	1:35.04	2:28.10	1:35.37	

108 Ralf EMMERLING

Lap	1	2	3	4	5	6	7	8	9	10
1	1:18.68	1:14.30	1:14.07	1:13.31	1:13.20	1:12.59	1:14.64	1:13.90	1:14.14	1:13.77
11	1:12.83	1:13.34	1:12.64							

109 Nick TAYLOR

Lap	1	2	3	4	5	6	7	8	9	10
1	1:22.91	1:14.87	1:14.14	1:13.13	1:12.61	1:12.10	1:12.96	1:13.60	1:15.52	1:12.55
11	1:12.71	1:12.20	1:13.15							

110 Anthony SMITH

Lap	1	2	3	4	5	6	7	8	9	10
1	1:30.59	1:19.97	1:20.08	1:21.63	1:35.43	1:25.47	1:21.23	1:21.01	1:19.76	1:21.51
11	1:20.29	1:19.31								

113 Matt RICKETTS

Lap	1	2	3	4	5	6	7	8	9	10
1	1:25.58	1:17.86	1:15.93	1:16.21	1:17.16	1:17.56	1:16.59	1:18.89	1:18.05	1:18.61
11	1:18.15	1:18.18	1:18.02							

213 Frederick HARPER

Lap	1	2	3	4	5	6	7	8	9	10
1	1:10.25	1:08.36	1:08.89	1:08.19	1:08.61	1:08.16	1:08.38	1:08.41	1:09.95	1:09.71
11	1:07.39	1:07.60	1:07.83	1:08.05						

222 Christian PEDERSEN

Lap	1	2	3	4	5	6	7	8	9	10
1	1:29.48	1:16.84	1:18.40	1:15.11	1:14.96	1:16.40	1:18.10	1:21.69	1:20.59	1:22.24
11	1:22.23	1:34.22								

228 Steve RUSSELL

Lap	1	2	3	4	5	6	7	8	9	10
1	1:21.15	1:14.67	1:12.63	1:12.71	1:13.45	1:12.71	1:12.94	1:14.04	1:13.44	1:12.40
11	1:11.74	1:12.56	1:13.12	1:12.16						

231 Harindra DE SILVA

Lap	1	2	3	4	5	6	7	8	9	10
1	1:24.36	1:16.33	1:13.73	1:15.30	1:16.39	1:15.11	1:13.78	1:13.22	1:14.18	1:13.22
11	1:14.85	1:12.39	1:14.16							

233 Andrew WENMAN

Lap	1	2	3	4	5	6	7	8	9	10
1	1:21.47	1:15.72	1:14.41	1:12.90	1:12.44	1:12.45	1:12.88	1:13.70	1:16.34	1:12.86
11	1:12.69	1:13.03	1:12.33							

240 Robert COBDEN

Lap	1	2	3	4	5	6	7	8	9	10
1	1:23.54	1:17.16	1:16.92	1:16.77	1:45.33					

241 Gareth BURNETT

Lap	1	2	3	4	5	6	7	8	9	10
1	1:29.87	1:17.63	1:19.82	1:28.90						

266 Charlie MARTIN

Lap	1	2	3	4	5	6	7	8	9	10
1	1:12.05	1:08.29	1:08.51	1:09.09	1:08.38	1:11.02	1:08.43	1:08.93	1:08.56	1:08.12
11	1:08.40	1:09.40	1:07.83	1:08.33						

Lap Chart

PATRICK LINDSAY MEMORIAL & AMSCHEL ROTHSCHILD TROPHIES RACE - RACE 7

Lap 1		Lap 2		Lap 3		Lap 4		Lap 5		Lap 6		Lap 7		Lap 8		Lap 9		Lap 10	
No	Time	No	Time	No	Time	No	Time	No	Time	No	Time	No	Time	No	Time	No	Time	No	Time
213	1:10.25	213	2:18.61	213	3:27.50	213	4:35.69	213	5:44.30	213	6:52.46	213	8:00.84	213	9:09.25	213	10:19.20	213	11:28.91
266	1:12.05	266	2:20.34	266	3:28.85	19	4:37.65	19	5:45.64	19	6:56.37	19	8:04.69	222	9:09.29 *1	46	10:22.09	46	11:29.68
19	1:12.76	19	2:21.06	19	3:29.07	266	4:37.94	266	5:46.32	46	6:56.81	46	8:05.35	46	9:14.23	19	10:22.94	19	11:31.00
46	1:14.05	46	2:23.26	46	3:31.06	46	4:39.63	46	5:47.75	266	6:57.34	266	8:05.77	19	9:14.38	266	10:23.26	266	11:31.38
3	1:15.03	3	2:24.62	3	3:33.78	3	4:43.29	3	5:52.03	240	6:59.72 *1	3	8:10.01	266	9:14.70	113	10:25.78 *1	68	11:33.44 *1
4	1:15.41	4	2:25.27	4	3:34.38	4	4:43.81	4	5:52.67	3	7:01.02	4	8:11.02	69	9:18.04 *1	3	10:28.33	7	11:34.67 *1
36	1:16.32	36	2:26.71	36	3:36.97	36	4:47.34	36	5:58.45	4	7:01.92	36	8:27.77	3	9:18.97	222	10:30.98 *1	3	11:37.57
48	1:17.18	48	2:28.84	48	3:39.22	48	4:49.63	48	6:00.61	110	7:07.70 *1	48	8:29.24	4	9:19.80	4	10:32.09	113	11:43.83 *1
56	1:18.13	56	2:29.65	56	3:41.42	74	4:53.46	45	6:05.02	104	7:08.42 *1	74	8:30.44	36	9:40.30	48	10:52.30	4	11:44.41
74	1:18.38	74	2:30.58	74	3:41.95	45	4:54.01	74	6:05.22	70	7:09.15 *1	45	8:30.95	48	9:41.37	36	10:52.84	222	11:51.57 *1
108	1:18.68	45	2:31.00	45	3:42.58	6	4:54.98	6	6:05.49	36	7:10.60	6	8:32.31	74	9:41.84	74	10:53.10	36	12:04.37
45	1:18.70	108	2:32.98	6	3:44.71	56	4:55.26	44	6:06.38	48	7:11.93	110	8:33.17 *1	45	9:42.42	45	10:53.85	48	12:04.88
50	1:19.65	6	2:33.12	44	3:46.02	44	4:56.00	56	6:07.91	74	7:16.18	56	8:35.45	6	9:43.25	6	10:54.16	74	12:05.25
39	1:20.92	50	2:33.22	108	3:47.05	108	5:00.36	108	6:13.56	45	7:17.26	44	8:35.80	44	9:48.69	69	10:55.67 *1	6	12:05.84
6	1:21.02	44	2:34.54	50	3:47.51	50	5:00.74	50	6:14.12	44	7:17.39	70	8:37.08 *1	56	9:50.03	56	11:02.83	45	12:05.85
228	1:21.15	228	2:35.82	228	3:48.45	228	5:01.16	228	6:14.61	6	7:17.60	104	8:37.37 *1	228	9:54.30	228	11:07.74	56	12:16.15
233	1:21.47	39	2:36.79	233	3:51.60	233	5:04.50	233	6:16.94	56	7:20.62	228	8:40.26	110	9:54.40 *1	108	11:08.83	228	12:20.14
44	1:22.77	233	2:37.19	109	3:51.92	109	5:05.05	109	6:17.66	108	7:26.15	108	8:40.79	108	9:54.69	50	11:11.09	108	12:22.60
109	1:22.91	109	2:37.78	39	3:53.47	39	5:09.13	39	6:25.31	50	7:26.69	50	8:41.06	50	9:55.47	109	11:11.84	50	12:24.15
240	1:23.54	231	2:40.69	231	3:54.42	231	5:09.72	231	6:26.11	228	7:27.32	233	8:42.27	233	9:55.97	233	11:12.31	109	12:24.39
7	1:24.15	240	2:40.70	15	3:56.16	15	5:10.90	15	6:26.38	233	7:29.39	109	8:42.72	109	9:56.32	110	11:15.41 *1	233	12:25.17
231	1:24.36	15	2:40.84	240	3:57.62	68	5:13.22	68	6:28.40	109	7:29.76	231	8:55.00	70	10:00.57 *1	231	11:22.40	110	12:35.17 *1
15	1:24.58	7	2:41.55	68	3:58.18	240	5:14.39	7	6:29.10	231	7:41.22	39	8:57.60	231	10:08.22	44	11:24.14	231	12:35.62
68	1:24.92	68	2:42.44	7	3:58.75	7	5:14.50	113	6:32.74	39	7:41.57	68	8:59.61	39	10:11.98	70	11:25.16 *1		
113	1:25.58	113	2:43.44	113	3:59.37	113	5:15.58	222	6:34.79	68	7:43.58	7	9:01.90	104	10:12.41 *1	39	11:26.48		
69	1:29.15	69	2:45.86	222	4:04.72	222	5:19.83	69	6:38.75	7	7:45.58	113	9:06.89	68	10:14.69				
222	1:29.48	222	2:46.32	69	4:04.97	69	5:21.89			113	7:50.30			7	10:17.75				
104	1:29.81	241	2:47.50	241	4:07.32	110	5:32.27			222	7:51.19								
241	1:29.87	110	2:50.56	110	4:10.64	241	5:36.22			69	7:56.30								
110	1:30.59	104	2:55.19	104	4:20.24	104	5:43.35												
70	1:32.89	70	2:55.83	70	4:20.77	70	5:43.97												

Lap Chart

PATRICK LINDSAY MEMORIAL & AMSCHEL ROTHSCHILD TROPHIES RACE - RACE 7

Lap 11		Lap 12		Lap 13		Lap 14		Lap 15		Lap 16		Lap 17		Lap 18		Lap 19		Lap 20	
No	Time	No	Time	No	Time	No	Time	No	Time	No	Time	No	Time	No	Time	No	Time	No	Time
213	12:36.30	213	13:43.90	213	14:51.73	213	15:59.78												
46	12:38.40	46	13:48.55	46	14:56.13	108	16:01.41 *1												
19	12:38.79	266	13:49.18	266	14:57.01	50	16:02.25 *1												
266	12:39.78	231	13:50.47 *1	231	15:02.86 *1	109	16:02.45 *1												
104	12:40.51 *3	110	13:56.68 *2	3	15:07.96	233	16:03.22 *1												
39	12:43.11 *1	3	13:58.07	39	15:14.31 *1	46	16:04.23												
3	12:47.57	39	13:58.22 *1	110	15:16.97 *2	266	16:05.34												
70	12:50.37 *2	7	14:09.46 *1	7	15:25.47 *1	222	16:10.26 *2												
7	12:53.14 *1	70	14:13.33 *2	4	15:26.99	231	16:17.02 *1												
4	12:58.57	4	14:13.59	70	15:37.29 *2	3	16:17.20												
113	13:02.44 *1	104	14:15.88 *3	48	15:38.56	39	16:29.26 *1												
222	13:13.81 *1	113	14:20.59 *1	113	15:38.77 *1	110	16:36.28 *2												
48	13:15.88	48	14:26.83	74	15:39.59	4	16:39.00												
68	13:16.54 *1	74	14:28.28	45	15:40.32	7	16:42.06 *1												
36	13:16.54	45	14:29.33	36	15:42.73	48	16:49.85												
74	13:16.75	36	14:31.73	6	15:47.21	74	16:51.55												
45	13:17.45	222	14:36.04 *1	56	15:53.67	45	16:52.60												
6	13:24.41	6	14:36.06	228	15:57.56	36	16:53.72												
56	13:29.23	56	14:41.51			113	16:56.79 *1												
228	13:31.88	228	14:44.44			6	16:59.18												
108	13:35.43	108	14:48.77			70	17:02.72 *2												
109	13:37.10	109	14:49.30			56	17:05.89												
50	13:37.35	50	14:49.91			228	17:09.72												
233	13:37.86	233	14:50.89																



1950's SPORTS AND SPORTS RACING CARS

RESULT - RACE 8

PI	No	Cl	Name	Car	Laps	Time	Behind	MPH	Best Lap on	MPH
1	25	A	Steven BROOKS	Lister Jaguar Flat Iron	18	20:28.26		86.47	1:07.29	12 87.69
2	66	B	Justin MAEERS	Cooper Monaco T49	18	20:30.64	2.38	86.30	1:07.37	16 87.58
3	10	B	Tony BIANCHI	Farrellac Allard Sports	18	21:05.66	37.40	83.91	1:08.69	2 85.90
4	100	A	Christopher KEEN	Kurtis 500 S	18	21:35.93	1:07.67	81.95	1:09.83	6 84.50
5	230	B	Barry WOOD	Lister Jaguar	18	21:37.44	1:09.18	81.86	1:10.26	16 83.98
6	239	A	John CLARK	Cooper Bobtail	18	21:38.98	1:10.72	81.76	1:10.93	11 83.19
7	6	A	John URE	Cooper Bristol T24/25	17	20:33.54	1 Lap	81.32	1:10.67	5 83.49
8	57	B	Peter RUTT	Lola Mk 1	17	20:43.99	1 Lap	80.63	1:11.83	14 82.14
9	60	A	Ruediger FRIEDRICHS	Jaguar C Type	17	20:48.14	1 Lap	80.37	1:12.49	3 81.40
10	2	B	James PATERSON	Lotus XI	17	21:07.02	1 Lap	79.17	1:13.59	14 80.18
11	298	A	Nick MATTHEWS	Austin Healey 100/4	17	21:13.60	1 Lap	78.76	1:13.68	4 80.08
12	112	B	Barry CANNELL	Cooper Bobtail T39	17	21:14.47	1 Lap	78.70	1:13.56	3 80.21
13	107	B	Ralf EMMERLING	Elva Mk V	17	21:20.21	1 Lap	78.35	1:13.49	14 80.29
14	85	A	Stephen BOND	Lister Flat Iron	17	21:28.19	1 Lap	77.87	1:14.28	7 79.43
15	237	B	Simon KELLEWAY	Lotus XI	17	21:43.17	1 Lap	76.97	1:13.68	4 80.08
16	54	A	Martyn CORFIELD	Frazer Nash Le Mans Rep	16	20:44.74	2 Laps	75.84	1:16.03	3 77.61
17	122	A	Stuart DEAN	MG Dick Jacobs Special	16	21:42.67	2 Laps	72.47	1:20.10	5 73.66
18	65	A	Craig McWILLIAM	Kieft Climax 1100	15	21:48.98	3 Laps	67.61	1:25.56	14 68.96
Not-Classified										
	55	A	Christopher PHILLIPS	Cooper Bristol	10	13:03.00	DNF	75.36	1:15.32	4 78.34
	64	A	Tim LLEWELLYN	Allard J2	9	11:04.03	DNF	79.97	1:10.85	5 83.28
Fastest Lap										
	25	A	Steven BROOKS	Lister Jaguar Flat Iron					1:07.29	12 87.69
	66	B	Justin MAEERS	Cooper Monaco T49					1:07.37	16 87.58

Start Time : 16:24

Silverstone

22 Apr 17 16:51

Clerk of Course:

Time Issued:


Chief Timekeeper:

THESE RESULTS ARE PROVISIONAL UNTIL THE CONCLUSION OF ANY JUDICIAL AND TECHNICAL MATTERS

Timing by HS Sports Ltd - Results and Lap Times at www.theresultslive.co.uk/vintage-sports-car-club



RACE GRID




FORMULA 3 500 CARS

RACE 9

ROW 8				
ROW 7			7 Nigel CHALLIS	
ROW 6	22 Nicholas POWELL		77 01:35.330 Adrian VAN DER KROFT	
ROW 5		36 01:29.870 Kerry HORAN		92 01:27.470 Steven JEFFORD
ROW 4	19 01:24.970 JB JONES		16 01:23.380 Stuart WRIGHT	
ROW 3		18 01:22.980 John CHISHOLM		67 01:20.660 Gordon RUSSELL
ROW 2	31 01:20.520 Mike FOWLER		17 01:18.930 Richard DE LA ROCHE	
ROW 1		59 01:18.580 Xavier KINGSLAND		6 01:18.250 Darrell WOODS

Grid Used: White Markings

POLE



1950's SPORTS AND SPORTS RACING CARS

LAP TIMES - RACE 8

2 James PATERSON

Lap	1	2	3	4	5	6	7	8	9	10
1	1:21.42	1:14.15	1:13.76	1:14.34	1:14.32	1:14.79	1:13.88	1:14.40	1:14.18	1:14.16
11	1:13.86	1:14.11	1:14.60	1:13.59	1:13.74	1:13.76	1:13.96			

6 John URE

Lap	1	2	3	4	5	6	7	8	9	10
1	1:17.68	1:12.00	1:11.17	1:11.64	1:10.67	1:11.27	1:11.15	1:11.11	1:12.57	1:12.89
11	1:14.09	1:11.88	1:11.75	1:13.14	1:13.12	1:13.59	1:13.82			

10 Tony BIANCHI

Lap	1	2	3	4	5	6	7	8	9	10
1	1:12.59	1:08.69	1:09.73	1:10.55	1:10.66	1:12.84	1:10.30	1:11.45	1:09.93	1:09.78
11	1:09.65	1:09.40	1:09.99	1:09.76	1:10.66	1:11.00	1:09.30	1:09.38		

25 Steven BROOKS

Lap	1	2	3	4	5	6	7	8	9	10
1	1:11.31	1:08.36	1:08.22	1:07.61	1:07.99	1:07.45	1:07.55	1:08.09	1:08.16	1:08.51
11	1:08.70	1:07.29	1:07.90	1:08.43	1:08.04	1:07.71	1:08.73	1:08.21		

54 Martyn CORFIELD

Lap	1	2	3	4	5	6	7	8	9	10
1	1:25.54	1:16.83	1:16.03	1:16.90	1:17.01	1:17.63	1:17.60	1:17.48	1:17.00	1:17.25
11	1:17.17	1:17.58	1:17.73	1:17.19	1:18.25	1:17.55				

55 Christopher PHILLIPS

Lap	1	2	3	4	5	6	7	8	9	10
1	1:24.30	1:15.85	1:15.51	1:15.32	1:15.52	1:15.40	1:15.53	1:16.36	1:18.27	1:30.94

57 Peter RUTT

Lap	1	2	3	4	5	6	7	8	9	10
1	1:19.77	1:13.02	1:12.57	1:13.37	1:12.73	1:12.72	1:14.42	1:13.05	1:12.60	1:12.70
11	1:12.77	1:12.59	1:13.07	1:11.83	1:11.85	1:12.34	1:12.59			

60 Ruediger FRIEDRICHS

Lap	1	2	3	4	5	6	7	8	9	10
1	1:18.92	1:12.68	1:12.49	1:12.81	1:12.76	1:14.02	1:13.79	1:12.91	1:13.04	1:12.73
11	1:13.01	1:12.63	1:13.11	1:13.72	1:12.97	1:13.37	1:13.18			

64 Tim LLEWELLYN

Lap	1	2	3	4	5	6	7	8	9	10
1	1:15.06	1:11.84	1:11.30	1:11.24	1:10.85	1:11.58	1:11.83	1:13.43	1:26.90	

65 Craig McWILLIAM

Lap	1	2	3	4	5	6	7	8	9	10
1	1:33.97	1:25.92	1:26.82	1:25.61	1:26.74	1:27.02	1:27.43	1:27.70	1:27.21	1:26.72
11	1:27.37	1:26.85	1:26.12	1:25.56	1:27.94					

66 Justin MAEERS

Lap	1	2	3	4	5	6	7	8	9	10
-----	---	---	---	---	---	---	---	---	---	----

1	1:12.10	1:08.58	1:08.24	1:07.74	1:07.43	1:07.43	1:07.78	1:07.67	1:08.04	1:08.41
11	1:08.81	1:07.77	1:07.79	1:07.98	1:08.31	1:07.37	1:08.74	1:10.45		

85 Stephen BOND

Lap	1	2	3	4	5	6	7	8	9	10
1	1:23.75	1:15.70	1:15.65	1:14.43	1:14.88	1:15.05	1:14.28	1:15.78	1:15.03	1:14.52
11	1:15.56	1:14.83	1:14.90	1:16.29	1:15.55	1:16.39	1:15.60			

100 Christopher KEEN

Lap	1	2	3	4	5	6	7	8	9	10
1	1:17.16	1:12.12	1:10.56	1:10.30	1:10.62	1:09.83	1:11.02	1:09.90	1:10.63	1:11.11
11	1:11.79	1:12.93	1:11.81	1:13.51	1:12.88	1:13.51	1:12.85	1:13.40		

107 Ralf EMMERLING

Lap	1	2	3	4	5	6	7	8	9	10
1	1:21.59	1:16.13	1:15.52	1:15.49	1:14.90	1:14.63	1:14.36	1:14.25	1:13.96	1:16.55
11	1:16.08	1:14.58	1:14.66	1:13.49	1:14.29	1:14.56	1:15.17			

112 Barry CANNELL

Lap	1	2	3	4	5	6	7	8	9	10
1	1:20.50	1:14.08	1:13.56	1:13.73	1:14.00	1:14.25	1:14.68	1:14.35	1:14.17	1:13.96
11	1:14.78	1:15.18	1:14.88	1:14.24	1:16.17	1:16.05	1:15.89			

122 Stuart DEAN

Lap	1	2	3	4	5	6	7	8	9	10
1	1:29.18	1:20.47	1:20.98	1:20.11	1:20.10	1:20.65	1:21.81	1:21.01	1:21.03	1:21.13
11	1:21.14	1:20.51	1:21.14	1:20.69	1:20.96	1:21.76				

230 Barry WOOD

Lap	1	2	3	4	5	6	7	8	9	10
1	1:16.67	1:12.84	1:11.98	1:11.48	1:11.57	1:12.18	1:12.41	1:12.77	1:12.25	1:12.66
11	1:11.32	1:11.05	1:11.31	1:11.61	1:11.28	1:10.26	1:11.49	1:12.31		

237 Simon KELLEWAY

Lap	1	2	3	4	5	6	7	8	9	10
1	1:23.07	1:15.93	1:15.20	1:13.68	1:14.02	1:14.51	1:13.84	1:14.09	1:15.97	1:16.78
11	1:15.63	1:16.22	1:17.49	1:18.32	1:18.50	1:18.72	1:21.20			

239 John CLARK

Lap	1	2	3	4	5	6	7	8	9	10
1	1:18.42	1:12.19	1:11.97	1:11.76	1:11.35	1:11.74	1:12.50	1:12.93	1:11.78	1:11.97
11	1:10.93	1:11.04	1:11.72	1:11.43	1:11.26	1:11.64	1:11.27	1:13.08		

298 Nick MATTHEWS

Lap	1	2	3	4	5	6	7	8	9	10
1	1:22.84	1:15.71	1:14.55	1:13.68	1:14.09	1:13.94	1:13.75	1:14.78	1:14.25	1:13.88
11	1:14.30	1:14.75	1:14.19	1:14.66	1:14.75	1:14.45	1:15.03			

Lap Chart

1950's SPORTS AND SPORTS RACING CARS - RACE 8

Lap 1		Lap 2		Lap 3		Lap 4		Lap 5		Lap 6		Lap 7		Lap 8		Lap 9		Lap 10	
No	Time	No	Time	No	Time	No	Time	No	Time	No	Time	No	Time	No	Time	No	Time	No	Time
25	1:11.31	25	2:19.67	25	3:27.89	25	4:35.50	25	5:43.49	25	6:50.94	25	7:58.49	25	9:06.58	25	10:14.74	25	11:23.25
66	1:12.10	66	2:20.68	66	3:28.92	66	4:36.66	66	5:44.09	66	6:51.52	66	7:59.30	66	9:06.97	66	10:15.01	66	11:23.42
10	1:12.59	10	2:21.28	10	3:31.01	10	4:41.56	10	5:52.22	10	7:05.06	122	8:11.49 *1	54	9:07.54 *1	54	10:25.02 *1	85	11:24.55 *1
64	1:15.06	64	2:26.90	64	3:38.20	64	4:49.44	65	5:52.32 *1	100	7:10.59	10	8:15.36	10	9:26.81	10	10:36.74	55	11:32.06 *1
230	1:16.67	100	2:29.28	100	3:39.84	100	4:50.14	64	6:00.29	64	7:11.87	100	8:21.61	100	9:31.51	100	10:42.14	65	11:41.21 *2
100	1:17.16	230	2:29.51	6	3:40.85	6	4:52.49	100	6:00.76	6	7:14.43	64	8:23.70	122	9:33.30 *1	6	10:49.26	54	11:42.02 *1
6	1:17.68	6	2:29.68	230	3:41.49	230	4:52.97	6	6:03.16	230	7:16.72	6	8:25.58	6	9:36.69	230	10:54.15	10	11:46.52
239	1:18.42	239	2:30.61	239	3:42.58	239	4:54.34	230	6:04.54	239	7:17.43	230	8:29.13	64	9:37.13	122	10:54.31 *1	100	11:53.25
60	1:18.92	60	2:31.60	60	3:44.09	60	4:56.90	239	6:05.69	65	7:19.06 *1	239	8:29.93	230	9:41.90	239	10:54.64	6	12:02.15
57	1:19.77	57	2:32.79	57	3:45.36	57	4:58.73	60	6:09.66	60	7:23.68	60	8:37.47	239	9:42.86	60	11:03.42	239	12:06.61
112	1:20.50	112	2:34.58	112	3:48.14	112	5:01.87	57	6:11.46	57	7:24.18	57	8:38.60	60	9:50.38	64	11:04.03	230	12:06.81
2	1:21.42	2	2:35.57	2	3:49.33	2	5:03.67	112	6:15.87	112	7:30.12	112	8:44.80	57	9:51.65	57	11:04.25	122	12:15.34 *1
107	1:21.59	107	2:37.72	298	3:53.10	298	5:06.78	2	6:17.99	2	7:32.78	65	8:46.08 *1	112	9:59.15	112	11:13.32	60	12:16.15
298	1:22.84	298	2:38.55	107	3:53.24	237	5:07.88	298	6:20.87	298	7:34.81	2	8:46.66	2	10:01.06	2	11:15.24	57	12:16.95
237	1:23.07	237	2:39.00	237	3:54.20	107	5:08.73	237	6:21.90	237	7:36.41	298	8:48.56	298	10:03.34	298	11:17.59	112	12:27.28
85	1:23.75	85	2:39.45	85	3:55.10	85	5:09.53	107	6:23.63	107	7:38.26	237	8:50.25	237	10:04.34	237	11:20.31	2	12:29.40
55	1:24.30	55	2:40.15	55	3:55.66	55	5:10.98	85	6:24.41	85	7:39.46	107	8:52.62	107	10:06.87	107	11:20.83	298	12:31.47
54	1:25.54	54	2:42.37	54	3:58.40	54	5:15.30	55	6:26.50	55	7:41.90	85	8:53.74	85	10:09.52				
122	1:29.18	122	2:49.65	122	4:10.63	122	5:30.74	54	6:32.31	54	7:49.94	55	8:57.43	65	10:13.51 *1				
65	1:33.97	65	2:59.89	65	4:26.71			122	6:50.84					55	10:13.79				

Lap Chart

1950's SPORTS AND SPORTS RACING CARS - RACE 8

Lap 11		Lap 12		Lap 13		Lap 14		Lap 15		Lap 16		Lap 17		Lap 18		Lap 19		Lap 20		
No	Time	No	Time	No	Time	No	Time	No	Time	No	Time	No	Time	No	Time	No	Time	No	Time	
25	12:31.95	25	13:39.24	25	14:47.14	25	15:55.57	25	17:03.61	25	18:11.32	25	19:20.05	25	20:28.26					
66	12:32.23	66	13:40.00	66	14:47.79	66	15:55.77	66	17:04.08	66	18:11.45	66	19:20.19	66	20:30.64					
237	12:37.09 *1	112	13:42.06 *1	112	14:57.24 *1	65	16:02.51 *3	57	17:07.21 *1	57	18:19.06 *1	54	19:27.19 *2	6	20:33.54 *1					
107	12:37.38 *1	2	13:43.26 *1	2	14:57.37 *1	2	16:11.97 *1	60	17:08.62 *1	60	18:21.59 *1	57	19:31.40 *1	57	20:43.99 *1					
85	12:39.07 *1	298	13:45.77 *1	122	14:57.61 *2	112	16:12.12 *1	2	17:25.56 *1	2	18:39.30 *1	60	19:34.96 *1	54	20:44.74 *2					
10	12:56.17	237	13:52.72 *1	298	15:00.52 *1	298	16:14.71 *1	112	17:26.36 *1	112	18:42.53 *1	2	19:53.06 *1	60	20:48.14 *1					
54	12:59.27 *1	107	13:53.46 *1	107	15:08.04 *1	122	16:18.12 *2	65	17:29.36 *3	298	18:44.12 *1	10	19:56.28	10	21:05.66					
55	13:03.00 *1	85	13:54.63 *1	237	15:08.94 *1	107	16:22.70 *1	298	17:29.37 *1	10	18:46.98	298	19:58.57 *1	2	21:07.02 *1					
100	13:05.04	10	14:05.57	85	15:09.46 *1	85	16:24.36 *1	10	17:35.98	107	18:50.48 *1	112	19:58.58 *1	298	21:13.60 *1					
65	13:08.42 *2	54	14:16.44 *1	10	15:15.56	10	16:25.32	107	17:36.19 *1	65	18:55.48 *3	107	20:05.04 *1	112	21:14.47 *1					
6	13:16.24	100	14:17.97	100	15:29.78	237	16:26.43 *1	122	17:39.26 *2	85	18:56.20 *1	85	20:12.59 *1	107	21:20.21 *1					
239	13:17.54	6	14:28.12	54	15:34.02 *1	100	16:43.29	85	17:40.65 *1	122	18:59.95 *2	122	20:20.91 *2	85	21:28.19 *1					
230	13:18.13	239	14:28.58	6	15:39.87	239	16:51.73	237	17:44.75 *1	237	19:03.25 *1	65	20:21.04 *3	100	21:35.93					
60	13:29.16	230	14:29.18	239	15:40.30	54	16:51.75 *1	100	17:56.17	100	19:09.68	237	20:21.97 *1	230	21:37.44					
57	13:29.72	65	14:35.14 *2	230	15:40.49	230	16:52.10	239	18:02.99	230	19:13.64	100	20:22.53	239	21:38.98					
122	13:36.47 *1	60	14:41.79	60	15:54.90	6	16:53.01	230	18:03.38	239	19:14.63	230	20:25.13	122	21:42.67 *2					
		57	14:42.31	57	15:55.38			6	18:06.13	6	19:19.72	239	20:25.90	237	21:43.17 *1					
								54	18:08.94 *1					65	21:48.98 *3					



FORMULA 3 500 CARS

RESULT - RACE 9

PI	No	Cl	Name	Car	Laps	Time	Behind	MPH	Best Lap on	MPH
1	67	P2	Gordon RUSSELL	Mackson F3 500	12	16:16.42		72.51	1:19.42	9 74.29
2	59	P2	Xavier KINGSLAND	Staride MK3	12	16:16.64	0.22	72.50	1:19.33	9 74.38
3	17	P2	Richard DE LA ROCHE	Cooper MK5	12	16:22.00	5.58	72.10	1:19.44	3 74.27
4	7	P3	Nigel CHALLIS	Cooper MK8	12	17:13.91	57.49	68.48	1:24.17	11 70.10
5	19	P1	JB JONES	JLR	12	17:14.56	58.14	68.44	1:24.19	11 70.08
6	92	P3	Steven JEFFORD	Cooper MK8	11	16:30.42	1 Lap	65.53	1:26.27	11 68.39
7	22	P3	Nicholas POWELL	Cooper MK8	11	16:41.08	1 Lap	64.83	1:27.92	11 67.11
8	77	P2	Adrian VAN DER KROFT	Cooper MK5	10	16:30.82	2 Laps	59.55	1:30.55	4 65.16
Not-Classified										
	16	P3	Stuart WRIGHT	Cooper MK11	9	13:01.30	DNF	67.97	1:24.53	3 69.80
	6	P3	Darrell WOODS	Cooper MK12	7	16:44.17	NCF	41.13	1:19.89	8 73.86
	31	P2	Mike FOWLER	Cooper MK5	2	3:15.43	DNF	60.38	1:36.72	2 61.00
	18	P2	John CHISHOLM	Arnott F3	1	1:38.69	DNF	59.79		0 0.00
Fastest Lap										
	19	P1	JB JONES	JLR				72.51	1:24.19	11 70.08
	59	P2	Xavier KINGSLAND	Staride MK3				72.50	1:19.33	9 74.38
	6	P3	Darrell WOODS	Cooper MK12				72.10	1:19.89	8 73.86

Start Time : 17:02

Silverstone

22 Apr 17 17:12

Clerk of Course:

Time Issued:

Chief Timekeeper:

THESE RESULTS ARE PROVISIONAL UNTIL THE CONCLUSION OF ANY JUDICIAL AND TECHNICAL MATTERS

Timing by HS Sports Ltd - Results and Lap Times at www.theresultslive.co.uk/vintage-sports-car-club

RACE GRID

1950's SPORTS AND SPORTS RACING CARS

RACE 8

ROW 12		65 01:25.230 Craig McWILLIAM	
ROW 11	122 01:20.660 Stuart DEAN		55 01:16.540 Christopher PHILLIPS
ROW 10	54 01:16.280 Martyn CORFIELD	85 01:15.640 Stephen BOND	
ROW 9		237 01:14.540 Simon KELLEWAY	2 01:13.850 James PATERSON
ROW 8	30 01:13.690 Marshall BAILEY	298 01:13.620 Nick MATTHEWS	
ROW 7		107 01:13.550 Ralf EMMERLING	6 01:13.430 John URE
ROW 6	112 01:13.380 Barry CANNELL	57 01:12.610 Peter RUTT	
ROW 5		60 01:12.270 Ruediger FRIEDRICHS	58 01:11.240 Martin HUNT
ROW 4	239 01:11.130 John CLARK	230 01:11.040 Barry WOOD	
ROW 3		100 01:10.610 Christopher KEEN	64 01:10.160 Tim LLEWELLYN
ROW 2	236 01:09.970 Guillermo FIERRO ELET	10 01:08.490 Tony BIANCHI	
ROW 1		66 01:07.940 Justin MAEERS	25 01:07.730 Steven BROOKS

Grid Used: White Markings

POLE

FORMULA 3 500 CARS

LAP TIMES - RACE 9

6 Darrell WOODS

Lap	1	2	3	4	5	6	7	8	9	10
1	1:33.09	1:24.30	8:21.23	1:21.78	1:21.89	1:21.22	1:19.89			

7 Nigel CHALLIS

Lap	1	2	3	4	5	6	7	8	9	10
1	1:34.15	1:24.82	1:24.88	1:24.80	1:25.13	1:25.59	1:25.24	1:25.24	1:25.46	1:24.92
11	1:24.17	1:24.40								

16 Stuart WRIGHT

Lap	1	2	3	4	5	6	7	8	9	10
1	1:35.02	1:24.65	1:24.53	1:25.78	1:25.53	1:26.42	1:25.59	1:25.12	1:25.79	

17 Richard DE LA ROCHE

Lap	1	2	3	4	5	6	7	8	9	10
1	1:31.96	1:20.34	1:19.44	1:20.23	1:20.20	1:20.43	1:20.05	1:19.67	1:19.70	1:21.71
11	1:27.18	1:19.47								

18 John CHISHOLM

Lap	1	2	3	4	5	6	7	8	9	10
1	1:35.98									

19 JB JONES

Lap	1	2	3	4	5	6	7	8	9	10
1	1:35.87	1:25.74	1:24.63	1:24.89	1:24.62	1:26.15	1:25.41	1:25.25	1:25.65	1:24.62
11	1:24.19	1:24.32								

22 Nicholas POWELL

Lap	1	2	3	4	5	6	7	8	9	10
1	1:44.34	1:28.16	1:29.68	1:30.15	1:30.18	1:28.96	1:29.45	1:28.33	1:28.76	1:29.76
11	1:27.92									

31 Mike FOWLER

Lap	1	2	3	4	5	6	7	8	9	10
1	1:37.10	1:36.72								

59 Xavier KINGSLAND

Lap	1	2	3	4	5	6	7	8	9	10
1	1:31.74	1:20.74	1:20.06	1:20.30	1:20.21	1:20.43	1:20.28	1:19.75	1:19.33	1:19.97
11	1:20.60	1:22.36								

67 Gordon RUSSELL

Lap	1	2	3	4	5	6	7	8	9	10
1	1:31.26	1:20.80	1:20.58	1:20.47	1:20.24	1:19.76	1:19.86	1:19.73	1:19.42	1:20.02
11	1:20.74	1:21.09								

77 Adrian VAN DER KROFT

Lap	1	2	3	4	5	6	7	8	9	10
1	1:41.77	1:32.02	1:31.56	1:30.55	1:34.65	1:42.88	1:42.39	1:43.07	1:43.94	1:43.50

92 Steven JEFFORD

Lap	1	2	3	4	5	6	7	8	9	10
1	1:38.29	1:28.55	1:28.87	1:30.23	1:29.54	1:28.91	1:28.72	1:27.50	1:28.49	1:31.14
11	1:26.27									

Lap Chart

FORMULA 3 500 CARS - RACE 9

Lap 1		Lap 2		Lap 3		Lap 4		Lap 5		Lap 6		Lap 7		Lap 8		Lap 9		Lap 10	
No	Time	No	Time	No	Time	No	Time	No	Time	No	Time	No	Time	No	Time	No	Time	No	Time
59	1:32.61	59	2:53.35	17	4:13.36	17	5:33.59	17	6:53.79	17	8:14.22	17	9:34.27	17	10:53.94	17	12:13.64	59	13:33.68
17	1:33.58	17	2:53.92	59	4:13.41	59	5:33.71	59	6:53.92	59	8:14.35	59	9:34.63	59	10:54.38	59	12:13.71	67	13:34.59
67	1:33.71	67	2:54.51	67	4:15.09	67	5:35.56	67	6:55.80	67	8:15.56	67	9:35.42	67	10:55.15	67	12:14.57	17	13:35.35
6	1:33.86	6	2:58.16	16	4:27.07	16	5:52.85	16	7:18.38	7	8:44.48	77	9:37.92 *1	6	11:19.39 *5	22	12:14.64 *1	22	13:43.40 *1
16	1:37.89	16	3:02.54	7	4:28.96	7	5:53.76	7	7:18.89	16	8:44.80	7	10:09.72	77	11:20.31 *1	6	12:41.17 *5	6	14:03.06 *5
18	1:38.69	7	3:04.08	19	4:29.46	19	5:54.35	19	7:18.97	19	8:45.12	16	10:10.39	7	11:34.96	7	13:00.42	7	14:25.34
31	1:38.71	19	3:04.83	92	4:39.62	92	6:09.85	92	7:39.39	92	9:08.30	19	10:10.53	16	11:35.51	16	13:01.30	19	14:26.05
19	1:39.09	92	3:10.75	22	4:47.57	22	6:17.72	22	7:47.90	22	9:16.86	92	10:37.02	19	11:35.78	19	13:01.43	77	14:47.32 *1
7	1:39.26	31	3:15.43	77	4:49.84	77	6:20.39	77	7:55.04			22	10:46.31	92	12:04.52	77	13:03.38 *1		
92	1:42.20	22	3:17.89													92	13:33.01		
77	1:46.26	77	3:18.28																
22	1:49.73																		

Lap Chart

FORMULA 3 500 CARS - RACE 9

Lap 11		Lap 12		Lap 13		Lap 14		Lap 15		Lap 16		Lap 17		Lap 18		Lap 19		Lap 20	
No	Time	No	Time	No	Time	No	Time	No	Time	No	Time	No	Time	No	Time	No	Time	No	Time
59	14:54.28	67	16:16.42																
67	14:55.33	59	16:16.64																
17	15:02.53	17	16:22.00																
92	15:04.15 *1	92	16:30.42 *1																
22	15:13.16 *1	77	16:30.82 *2																
6	15:24.28 *5	22	16:41.08 *1																
7	15:49.51	6	16:44.17 *5																
19	15:50.24	7	17:13.91																
		19	17:14.56																



ALL-COMERS SCRATCH RACE FOR PRE-WAR CARS (VSCC SET 5)

RESULT - RACE 10

PI	No	Cl	Name	Car	Laps	Time	Behind	MPH	Best Lap on	MPH Handicap
1	3	B	Mark GILLIES	ERA R3A	11	13:11.22		82.03	1:11.36	8 82.68
2	59	D	Julian GRIMWADE	Frazer Nash Single Seat	11	13:36.11	24.89	79.53	1:12.63	5 81.24
3	39	B	Terry CRABB	ERA R12C	11	13:37.87	26.65	79.36	1:12.73	2 81.13
4	95	B	James RICKETTS	MG KN Special	11	13:55.58	44.36	77.68	1:14.12	8 79.61 20.26
5	68	B	Tim GREENHILL	Wolseley Hornet Special	11	14:00.18	48.96	77.25	1:14.89	5 78.79 16.39
6	67	B	Tony LEES	AC/GN Cognac	11	14:00.80	49.58	77.19	1:15.01	3 78.66 15.69
7	38	B	Pete CANDY	Riley Super Rat	11	14:13.26	1:02.04	76.07	1:16.39	11 77.24 12.97
8	7	B	Julian WILTON	ERA R7B	11	14:14.85	1:03.63	75.92	1:15.42	3 78.23 25.23
9	18	D	Ruediger FRIEDRICH	Alvis Firefly	10	13:14.04	1 Lap	74.31	1:17.81	9 75.83 15.94
10	21	D	Mark BRETT	Ballamy-Ford (LMB) V8 Sp	10	14:05.19	1 Lap	69.81	1:23.25	5 70.88 12.69 *
11	170	B	Theodore HUNT	Frazer Nash TT Rep	10	14:06.97	1 Lap	69.66	1:23.15	8 70.96 15.47
12	145	B	Hans VAN WORTEL	Riley Special	9	13:17.23	2 Laps	66.61	1:26.16	6 68.48 21.79
13	141	A	Mark ELDER	Austin Sports Special	9	13:17.52	2 Laps	66.59	1:26.68	2 68.07 17.40
14	102	B	David OZANNE	Aston Martin Speed Ulster	9	13:18.08	2 Laps	66.54	1:26.71	4 68.05 17.69
15	94	A	Nick HAYWARD-COOK	Austin 7 Monoposto	9	13:22.01	2 Laps	66.21	1:26.58	4 68.15 22.79
16	130	A	Ralf EMMERLING	Riley Brooklands	9	13:25.18	2 Laps	65.95	1:27.68	7 67.29 16.06
17	198	A	Rodney SEBER	MG PB	9	13:36.09	2 Laps	65.07	1:28.49	5 66.68 19.68
18	86	B	Edward BRADLEY	Aston Martin Ulster	9	13:45.39	2 Laps	64.34	1:29.71	2 65.77 18.00
19	27	B	Chloe MASON	Aston Martin Ulster LM18	9	13:48.08	2 Laps	64.13	1:29.81	9 65.70 19.79
20	51	B	David DANIELS	Riley Grebe Replica	9	13:48.76	2 Laps	64.08	1:30.05	8 65.52 18.31
21	167	B	Andrew CROYS DILL	Riley 12/4	9	14:17.78	2 Laps	61.91	1:33.36	9 63.20 17.54
22	172	A	David ASPLIN	Austin 7 Ulster Replica	9	14:32.83	2 Laps	60.84	1:33.92	2 62.82 27.55
23	176	B	Robert BARBET	Riley Sports	8	13:33.77	3 Laps	58.01	1:39.35	2 59.39 18.97
24	159	B	Sara KELLEWAY	Riley 12/4 Special	8	13:49.92	3 Laps	56.88	1:40.04	2 58.98 29.60
25	185	A	Philip PARKINSON	Austin AD Tourer	8	15:22.95	3 Laps	51.14	1:50.17	5 53.56 41.59

Not-Classified

117	B	Sue DARBYSHIRE	Morgan Super Aero	5	6:44.98	DNF	72.85	1:18.73	2 74.94
133	B	William HILDYARD	Riley Brooklands Special	3	4:45.09	DNF	62.09	1:30.89	2 64.92

Fastest Lap

94	A	Nick HAYWARD-COOK	Austin 7 Monoposto				1:26.58	4 68.15
3	B	Mark GILLIES	ERA R3A				1:11.36	8 82.68
59	D	Julian GRIMWADE	Frazer Nash Single Seat				1:12.63	5 81.24

Start Time : 17:22

Silverstone

22 Apr 17 17:40

Clerk of Course:

Time Issued:

Chief Timekeeper:

THESE RESULTS ARE PROVISIONAL UNTIL THE CONCLUSION OF ANY JUDICIAL AND TECHNICAL MATTERS

Timing by HS Sports Ltd - Results and Lap Times at www.theresultslive.co.uk/vintage-sports-car-club

RACE GRID

ALL-COMERS SCRATCH RACE FOR PRE-WAR CARS (VSCC SET 5)

RACE 10

ROW 18		
ROW 17		159 01:45.860 Sara KELLEWAY
ROW 16	185 01:44.900 Philip PARKINSON	176 01:40.080 Robert BARBET
ROW 15	178 01:39.300 Alan HARPLEY	172 01:38.240 David ASPLIN
ROW 14	51 01:36.610 David DANIELS	167 01:35.130 Andrew CROYS DILL
ROW 13	27 01:32.300 Chloe MASON	102 01:31.150 David OZANNE
ROW 12	141 01:30.430 Mark ELDER	133 01:29.970 William HILDYARD
ROW 11	86 01:29.800 Edward BRADLEY	198 01:29.650 Rodney SEBER
ROW 10	130 01:29.500 Ralf EMMERLING	40 01:29.240 Richard REAY-SMITH
ROW 9	170 01:29.190 Theodore HUNT	21 01:28.500 Mark BRETT
ROW 8	94 01:27.900 Nick HAYWARD-COOK	145 01:26.620 Hans VAN WORTEL
ROW 7	84 01:24.930 Simon STOKES	69 01:24.390 Ian BAXTER
ROW 6	117 01:23.000 Sue DARBYSHIRE	79 01:22.940 Bo WILLIAMS
ROW 5	68 01:21.930 Tim GREENHILL	96 01:20.890 Alistair PUGH
ROW 4	38 01:19.790 Pete CANDY	18 01:19.680 Ruediger FRIEDRICHS
ROW 3	67 01:17.430 Tony LEES	95 01:16.320 James RICKETTS
ROW 2	7 01:14.700 Julian WILTON	39 01:12.880 Terry CRABB
ROW 1	59 01:12.550 Julian GRIMWADE	3 01:08.430 Mark GILLIES

Grid Used: White Markings

POLE

ALL-COMERS SCRATCH RACE FOR PRE-WAR CARS (VSCC SET 5)

LAP TIMES - RACE 10

3 Mark GILLIES

Lap	1	2	3	4	5	6	7	8	9	10
1	1:15.00	1:11.41	1:11.38	1:11.55	1:11.41	1:11.49	1:11.57	1:11.36	1:12.12	1:11.88
11	1:12.05									

7 Julian WILTON

Lap	1	2	3	4	5	6	7	8	9	10
1	1:24.96	1:16.00	1:15.42	1:18.45	1:17.06	1:17.25	1:17.79	1:17.56	1:15.62	1:17.37
11	1:17.37									

18 Ruediger FRIEDRICHS

Lap	1	2	3	4	5	6	7	8	9	10
1	1:25.13	1:18.94	1:19.11	1:20.02	1:20.01	1:18.73	1:17.94	1:17.97	1:17.81	1:18.38

21 Mark BRETT

Lap	1	2	3	4	5	6	7	8	9	10
1	1:30.89	1:24.22	1:24.23	1:23.43	1:23.25	1:23.98	1:23.93	1:23.72	1:23.46	1:24.08

27 Chloe MASON

Lap	1	2	3	4	5	6	7	8	9	10
1	1:42.45	1:30.54	1:32.23	1:31.29	1:30.69	1:30.48	1:30.36	1:30.23	1:29.81	

38 Pete CANDY

Lap	1	2	3	4	5	6	7	8	9	10
1	1:21.48	1:16.80	1:17.33	1:18.53	1:16.68	1:17.10	1:17.25	1:17.74	1:16.72	1:17.24
11	1:16.39									

39 Terry CRABB

Lap	1	2	3	4	5	6	7	8	9	10
1	1:16.41	1:12.73	1:13.70	1:14.23	1:14.76	1:14.84	1:14.40	1:15.55	1:14.69	1:13.20
11	1:13.36									

51 David DANIELS

Lap	1	2	3	4	5	6	7	8	9	10
1	1:40.94	1:31.82	1:31.66	1:31.56	1:30.93	1:30.57	1:30.25	1:30.05	1:30.98	

59 Julian GRIMWADE

Lap	1	2	3	4	5	6	7	8	9	10
1	1:16.76	1:13.24	1:13.54	1:13.81	1:12.63	1:13.08	1:14.02	1:14.16	1:15.06	1:14.19
11	1:15.62									

67 Tony LEES

Lap	1	2	3	4	5	6	7	8	9	10
1	1:20.95	1:15.75	1:15.01	1:16.68	1:15.55	1:16.10	1:17.82	1:16.99	1:15.69	1:15.06
11	1:15.20									

68 Tim GREENHILL

Lap	1	2	3	4	5	6	7	8	9	10
1	1:19.86	1:15.47	1:16.60	1:16.05	1:14.89	1:16.35	1:16.18	1:16.58	1:15.68	1:16.39
11	1:16.13									

86	Edward BRADLEY									
Lap	1	2	3	4	5	6	7	8	9	10
1	1:39.24	1:29.71	1:29.75	1:32.05	1:30.81	1:31.50	1:30.91	1:30.90	1:30.52	
94	Nick HAYWARD-COOK									
Lap	1	2	3	4	5	6	7	8	9	10
1	1:36.61	1:27.70	1:29.94	1:26.58	1:28.37	1:27.07	1:29.28	1:28.08	1:28.38	
95	James RICKETTS									
Lap	1	2	3	4	5	6	7	8	9	10
1	1:19.02	1:15.41	1:15.65	1:16.76	1:15.05	1:16.70	1:16.42	1:14.12	1:14.43	1:17.86
11	1:14.16									
102	David OZANNE									
Lap	1	2	3	4	5	6	7	8	9	10
1	1:37.80	1:27.88	1:27.47	1:26.71	1:28.38	1:28.54	1:27.29	1:27.19	1:26.82	
117	Sue DARBYSHIRE									
Lap	1	2	3	4	5	6	7	8	9	10
1	1:26.68	1:18.73	1:19.82	1:19.29	1:20.46					
130	Ralf EMMERLING									
Lap	1	2	3	4	5	6	7	8	9	10
1	1:37.44	1:29.34	1:27.96	1:27.84	1:28.20	1:28.34	1:27.68	1:29.24	1:29.14	
133	William HILDYARD									
Lap	1	2	3	4	5	6	7	8	9	10
1	1:42.80	1:30.89	1:31.40							
141	Mark ELDER									
Lap	1	2	3	4	5	6	7	8	9	10
1	1:35.24	1:26.68	1:28.11	1:28.54	1:26.81	1:28.33	1:28.29	1:27.25	1:28.27	
145	Hans VAN WORTEL									
Lap	1	2	3	4	5	6	7	8	9	10
1	1:33.31	1:26.55	1:27.70	1:28.48	1:29.04	1:26.16	1:29.01	1:28.82	1:28.16	
159	Sara KELLEWAY									
Lap	1	2	3	4	5	6	7	8	9	10
1	1:51.84	1:40.04	1:42.30	1:42.50	1:41.50	1:45.26	1:44.18	1:42.30		
167	Andrew CROYS DILL									
Lap	1	2	3	4	5	6	7	8	9	10
1	1:46.06	1:34.40	1:33.76	1:35.00	1:34.94	1:33.45	1:33.39	1:33.42	1:33.36	
170	Theodore HUNT									
Lap	1	2	3	4	5	6	7	8	9	10
1	1:30.06	1:24.29	1:23.77	1:24.22	1:23.57	1:25.04	1:24.13	1:23.15	1:25.56	1:23.18
172	David ASPLIN									
Lap	1	2	3	4	5	6	7	8	9	10
1	1:43.14	1:33.92	1:35.22	1:36.71	1:35.78	1:37.24	1:36.74	1:37.99	1:36.09	
176	Robert BARBET									
Lap	1	2	3	4	5	6	7	8	9	10
1	1:48.60	1:39.35	1:41.47	1:41.89	1:39.75	1:40.71	1:41.02	1:40.98		

185 Philip PARKINSON

Lap	1	2	3	4	5	6	7	8	9	10
1	1:58.99	1:51.99	1:51.32	1:53.09	1:50.17	1:51.29	1:51.27	2:14.83		

198 Rodney SEBER

Lap	1	2	3	4	5	6	7	8	9	10
1	1:37.06	1:30.78	1:30.93	1:30.89	1:28.49	1:31.12	1:29.00	1:28.90	1:28.92	

Lap Chart

ALL-COMERS SCRATCH RACE FOR PRE-WAR CARS (VSCC SET 5) - RACE 10

Lap 1		Lap 2		Lap 3		Lap 4		Lap 5		Lap 6		Lap 7		Lap 8		Lap 9		Lap 10	
No	Time	No	Time	No	Time	No	Time	No	Time	No	Time	No	Time	No	Time	No	Time	No	Time
3	1:15.00	3	2:26.41	3	3:37.79	3	4:49.34	3	6:00.75	3	7:12.24	3	8:23.81	3	9:35.17	3	10:47.29	3	11:59.17
39	1:16.41	39	2:29.14	39	3:42.84	172	4:52.28 *1	94	6:00.83 *1	59	7:23.06	21	8:30.00 *1	167	9:37.61 *2	51	10:47.73 *2	198	12:07.17 *2
59	1:16.76	59	2:30.00	59	3:43.54	167	4:54.22 *1	130	6:02.58 *1	145	7:25.08 *1	170	8:30.95 *1	172	9:42.01 *2	27	10:48.04 *2	159	12:07.62 *3
95	1:19.02	95	2:34.43	95	3:50.08	39	4:57.07	198	6:09.66 *1	141	7:25.38 *1	176	8:31.06 *2	59	9:51.24	59	11:06.30	86	12:14.87 *2
68	1:19.86	68	2:35.33	185	3:50.98 *1	59	4:57.35	59	6:09.98	39	7:26.67	59	8:37.08	21	9:53.93 *1	167	11:11.00 *2	51	12:17.78 *2
67	1:20.95	67	2:36.70	67	3:51.71	95	5:06.84	86	6:10.75 *1	102	7:28.24 *1	159	8:38.18 *2	170	9:55.08 *1	39	11:11.31	27	12:18.27 *2
38	1:21.48	38	2:38.28	68	3:51.93	68	5:07.98	39	6:11.83	94	7:29.20 *1	39	8:41.07	39	9:56.62	185	11:16.85 *3	59	12:20.49
7	1:24.96	7	2:40.96	38	3:55.61	67	5:08.39	51	6:15.98 *1	130	7:30.78 *1	145	8:51.24 *1	95	10:09.13	21	11:17.65 *1	39	12:24.51
18	1:25.13	18	2:44.07	7	3:56.38	176	5:09.42 *1	27	6:16.51 *1	185	7:35.39 *2	141	8:53.71 *1	176	10:11.77 *2	170	11:18.23 *1	21	12:41.11 *1
117	1:26.68	117	2:45.41	18	4:03.18	38	5:14.14	95	6:21.89	198	7:38.15 *1	95	8:55.01	68	10:11.98	172	11:18.75 *2	95	12:41.42
170	1:30.06	170	2:54.35	117	4:05.23	159	5:14.18 *1	68	6:22.87	95	7:38.59	68	8:55.40	67	10:14.85	95	11:23.56	170	12:43.79 *1
21	1:30.89	21	2:55.11	170	4:18.12	7	5:14.83	67	6:23.94	68	7:39.22	94	8:56.27 *1	145	10:20.25 *1	68	11:27.66	68	12:44.05
145	1:33.31	145	2:59.86	21	4:19.34	18	5:23.20	172	6:28.99 *1	67	7:40.04	102	8:56.78 *1	141	10:22.00 *1	67	11:30.54	167	12:44.42 *2
141	1:35.24	141	3:01.92	145	4:27.56	117	5:24.52	167	6:29.22 *1	86	7:41.56 *1	67	8:57.86	38	10:22.91	38	11:39.63	67	12:45.60
94	1:36.61	94	3:04.31	141	4:30.03	185	5:42.30 *1	38	6:30.82	51	7:46.91 *1	130	8:59.12 *1	159	10:23.44 *2	7	11:40.11	172	12:56.74 *2
198	1:37.06	102	3:05.68	102	4:33.15	170	5:42.34	7	6:31.89	27	7:47.20 *1	38	9:05.17	102	10:24.07 *1	145	11:49.07 *1	38	12:56.87
130	1:37.44	130	3:06.78	94	4:34.25	21	5:42.77	18	6:43.21	38	7:47.92	7	9:06.93	7	10:24.49	141	11:49.25 *1	7	12:57.48
102	1:37.80	198	3:07.84	130	4:34.74	145	5:56.04	117	6:44.98	7	7:49.14	198	9:09.27 *1	94	10:25.55 *1	102	11:51.26 *1	185	13:08.12 *3
86	1:39.24	86	3:08.95	86	4:38.70	141	5:58.57	176	6:51.31 *1	18	8:01.94	86	9:13.06 *1	130	10:26.80 *1	176	11:52.79 *2		
51	1:40.94	51	3:12.76	198	4:38.77	102	5:59.86	159	6:56.68 *1	167	8:04.16 *1	51	9:17.48 *1	18	10:37.85	94	11:53.63 *1		
27	1:42.45	27	3:12.99	51	4:44.42			170	7:05.91	172	8:04.77 *1	27	9:17.68 *1	198	10:38.27 *1	18	11:55.66		
133	1:42.80	133	3:13.69	133	4:45.09			21	7:06.02			18	9:19.88	86	10:43.97 *1	130	11:56.04 *1		
172	1:43.14	172	3:17.06	27	4:45.22							185	9:25.56 *2						
167	1:46.06	167	3:20.46																
176	1:48.60	176	3:27.95																
159	1:51.84	159	3:31.88																
185	1:58.99																		

Lap Chart

ALL-COMERS SCRATCH RACE FOR PRE-WAR CARS (VSCC SET 5) - RACE 10

Lap 11		Lap 12		Lap 13		Lap 14		Lap 15		Lap 16		Lap 17		Lap 18		Lap 19		Lap 20	
No	Time	No	Time	No	Time	No	Time	No	Time	No	Time	No	Time	No	Time	No	Time	No	Time
3	13:11.22																		
18	13:14.04	*1																	
145	13:17.23	*2																	
141	13:17.52	*2																	
102	13:18.08	*2																	
94	13:22.01	*2																	
130	13:25.18	*2																	
176	13:33.77	*3																	
198	13:36.09	*2																	
59	13:36.11																		
39	13:37.87																		
86	13:45.39	*2																	
27	13:48.08	*2																	
51	13:48.76	*2																	
159	13:49.92	*3																	
95	13:55.58																		
68	14:00.18																		
67	14:00.80																		
21	14:05.19	*1																	
170	14:06.97	*1																	
38	14:13.26																		
7	14:14.85																		
167	14:17.78	*2																	
172	14:32.83	*2																	
185	15:22.95	*3																	



The Vintage Sports-Car Club

VSCC CARS

PROVISIONAL RESULT - PRACTICE SESSION 10

PI	No	CI Name	Car	Laps	Time on Lap	Behind	MPH
1	73	Brian WHITE	Frazer Nash/BMW TT Repl	11	1:16.14	10	77.49
2	187	Tony SEBER	Wolseley Hornet Special	9	1:22.47	7 06.33	71.55
3	32	Richard ILIFFE	Riley Kestrel 12/4 Spl	10	1:22.68	9 06.54	71.36
4	91	Robert MIDDLETON	Aston Martin Speed 'Red	10	1:24.43	6 08.29	69.89
5	33	Robert COBDEN	Riley TT Sprite	10	1:24.55	10 08.41	69.79
6	93	Richard WILSON	Squire 1.5 Litre	9	1:25.36	9 09.22	69.12
7	12	Mark WALKER	GN Thunderbug	9	1:29.02	9 12.88	66.28
8	103	Christopher SCOTT MACKIRDY	Aston Martin Le Mans	9	1:30.08	5 13.94	65.50
9	151	Douglas MARTIN	Hillegass Sprint Car	9	1:31.71	6 15.57	64.34
10	162	Philip GODDARD	Morgan Le Mans Special	9	1:34.52	7 18.38	62.42
11	189	David BIRNAGE	Austin 7 Ulster	9	1:35.35	8 19.21	61.88
12	157	Malcolm BARRINGTON	Frazer Nash TT Replica	9	1:35.72	9 19.58	61.64
13	92	Robert BLAKEMORE	Aston Martin Ulster	1	1:40.02	1 23.88	58.99
14	23	Edward HARVEY	Riley The Densham Imp	8	1:41.17	2 25.03	58.32
15	78	Tim HARRISON	The Hornet Racing Specia	5	1:41.62	2 25.48	58.06
16	179	Claire FURNELL-WILLIAMS	Austin 7 The Toy	6	1:42.24	4 26.10	57.71
17	37	Leigh SEBBA	Morgan 4-4 LM	8	1:44.93	7 28.79	56.23
18	225	Rebecca SMITH	Vauxhall A/D Type	7	1:53.96	7 37.82	51.78
Not-Seen							
	192	Simon DIFFEY	Aston Martin Ulster				
	22	David JOHNSON	Frazer Nash Super Sports				
	89	Hugh BIRLEY	Austin 7 Ulster				

Start Time : 09:00

Silverstone

23 Apr 17 09:18

Clerk of Course:

Time Issued:

Chief Timekeeper:

THESE RESULTS ARE PROVISIONAL UNTIL THE CONCLUSION OF ANY JUDICIAL AND TECHNICAL MATTERS

Timing by HS Sports Ltd - Results and Lap Times at www.theresultslive.co.uk/vintage-sports-car-club



The Vintage Sports-Car Club

HRDC CARS

PROVISIONAL RESULT - PRACTICE SESSION 11

PI	No	CI Name	Car	Laps	Time on Lap	Behind	MPH
1	12	Grant WILLIAMS	Jaguar Mk.1	12	1:12.88	2	80.96
2	101	Nigel WEBB	Jaguar Mk.2	12	1:13.76	10 00.88	79.99
3	55	Alistair DYSON	Jaguar Mk.2	12	1:13.87	11 00.99	79.88
4	115	Peter DORLIN	Jaguar Mk.2	12	1:13.96	7 01.08	79.78
5	48	Richard BUTTERFIELD	Jaguar Mk.1	12	1:14.03	10 01.15	79.70
6	9	Darren McWHIRTER	Jaguar Mk.1	12	1:14.22	6 01.34	79.50
7	31	Les ELY	Jaguar Mk.1	9	1:15.18	4 02.30	78.48
8	25	Guy CONNEW	Jaguar Mk.1	12	1:15.97	10 03.09	77.67
9	16	Tom BARCLAY	Jaguar Mk.1	12	1:16.26	6 03.38	77.37
10	23	Tom LENTHALL	Jaguar Mk.1	11	1:16.71	10 03.83	76.92
11	1	Guy HARMAN	Jaguar Mk.1	11	1:16.86	11 03.98	76.77
12	49	Diane OSBORNE	Jaguar Mk.1	12	1:17.57	10 04.69	76.07
13	58	Derek PEARCE	Jaguar Mk.2	11	1:18.02	11 05.14	75.63
14	22	Tom HARRIS	Jaguar Mk.7	10	1:22.92	8 10.04	71.16
<u>Not-Seen</u>							
	15	David HALL	Jaguar Mk.2				
	18	Steve AVERY	Jaguar Mk.2				
	2	Glenn PEARSON	Jaguar Mk.1				
	3	Spike MILLIGAN	Jaguar Mk.2				

Start Time : 09:21

Silverstone

23 Apr 17 09:39

Clerk of Course:

Time Issued:

Chief Timekeeper:

THESE RESULTS ARE PROVISIONAL UNTIL THE CONCLUSION OF ANY JUDICIAL AND TECHNICAL MATTERS

Timing by HS Sports Ltd - Results and Lap Times at www.theresultslive.co.uk/vintage-sports-car-club



The Vintage Sports-Car Club

AR MOTORSPORT MORGAN CHALLENGE

PROVISIONAL RESULT - PRACTICE SESSION 12

PI	No	CI Name	Car	Laps	Time on Lap	Behind	MPH
1	29	Keith AHLERS	Morgan Plus 8	14	1:03.76	11	92.54
2	81	Roger WHITESIDE	Morgan Plus 8	14	1:04.25	13 00.49	91.84
3	1	Elliot PATERSON	Morgan ARV6	14	1:05.07	14 01.31	90.68
4	85	Andy GREEN	Morgan Plus 8	13	1:05.97	13 02.21	89.44
5	87	Tony LEES	Morgan Plus 8	7	1:06.13	6 02.37	89.22
6	69	Tony HIRST	Morgan ARV6	13	1:06.18	11 02.42	89.16
7	66	Andrew THOMPSON	Morgan ARV6	13	1:06.88	8 03.12	88.22
8	67	Dominic HOUSE	Morgan Roadster	13	1:07.47	10 03.71	87.45
9	61	Simon BAINES	Morgan Roadster	13	1:07.61	10 03.85	87.27
10	4	Jonathan EDWARDS	Morgan Plus 8	13	1:07.76	9 04.00	87.08
11	21	Craig HAMILTON SMITH	Morgan Plus 4 BabyDoll	13	1:08.26	10 04.50	86.44
12	15	John MILBANK	Morgan 4/4	13	1:08.88	9 05.12	85.66
13	45	Tim PARSONS	Morgan 4/4 Supersports	13	1:09.05	11 05.29	85.45
14	46	Phill THOMAS	Morgan Plus 4 BabyDoll	13	1:09.16	5 05.40	85.32
15	56	Steven McDONALD	Morgan Plus 8	12	1:09.17	8 05.41	85.30
16	25	Tim AYRES	Morgan Plus 8	13	1:09.47	10 05.71	84.93
17	54	Philip ST CLAIR TISDALL	Morgan Plus 8	12	1:09.83	7 06.07	84.50
18	26	Greg PARNELL	Morgan Aero 8	12	1:10.27	7 06.51	83.97
19	16	Brett SYNDERCOMBE	Morgan 4/4	12	1:10.47	6 06.71	83.73
20	90	Tony RIVERS	Morgan Roadster	12	1:11.08	10 07.32	83.01
21	33	Will SARGENT	Morgan Plus 8	3	1:11.17	3 07.41	82.91
22	36	Richard FOHL	Morgan Roadster	12	1:11.59	3 07.83	82.42
23	52	Tom DAILEY	Morgan Plus 8	12	1:11.84	11 08.08	82.13
24	71	Kelvin LAIDLAW	Morgan Roadster	9	1:11.85	9 08.09	82.12
25	171	Alex LAIDLAW	Morgan Roadster	9	1:11.85	9 08.09	82.12
26	42	Peter COLE	Morgan Roadster	12	1:12.00	8 08.24	81.95
27	47	Peter RAFTER	Morgan Plus 8	11	1:12.16	11 08.40	81.77
28	51	Paul BRYAN	Morgan 4/4	12	1:12.72	12 08.96	81.14
29	75	Richard CARTER	Morgan Plus 8	11	1:13.31	11 09.55	80.49
30	22	James SUMNER	Morgan 4/4	12	1:13.35	7 09.59	80.44
31	34	Peter SARGEANT	Morgan Plus 8	5	1:15.11	4 11.35	78.56
32	31	John BEVAN	Morgan Roadster	7	1:26.66	3 22.90	68.09
Not-Seen							
	17	Jack BELLINGER	Morgan Plus 8				

Start Time : 09:40

Silverstone

23 Apr 17 10:04

Clerk of Course:

Time Issued:

Chief Timekeeper:

THESE RESULTS ARE PROVISIONAL UNTIL THE CONCLUSION OF ANY JUDICIAL AND TECHNICAL MATTERS

Timing by HS Sports Ltd - Results and Lap Times at www.theresultslive.co.uk/vintage-sports-car-club



HIGH SPEED TRIAL

RESULT - RACE 11

No	CI Name	Car	Laps	Time	Best Lap on	MPH	Qualified
13	Tom WATERFIELD	GN Special	18	29:49.71	1:24.44	5 69.88	Yes
53	Leonard LORD	Riley Falcon	16	28:39.86	1:39.19	16 59.49	No
81	Roger TUSHINGHAM	MG N Type Special	17	29:37.00	1:32.16	14 64.02	Yes
91	Robert MIDDLETON	Aston Martin Speed 'Red Drag	18	28:39.82	1:23.02	9 71.07	Yes
92	Robert BLAKEMORE	Aston Martin Ulster	17	28:41.16	1:30.64	16 65.10	Yes
101	Richard BRADLEY	Aston Martin Ulster	19	29:01.28	1:25.07	13 69.36	Yes
103	Christopher SCOTT MACKIRDY	Aston Martin Le Mans	19	29:57.13	1:28.42	15 66.73	Yes
133	William HILDYARD	Riley Brooklands Special	9	22:01.11	1:28.70	4 66.52	No
143	Alexander HEWITSON	Riley 12/4 Special	19	29:37.10	1:25.57	19 68.95	Yes
157	Malcolm BARRINGTON	Frazer Nash TT Replica	17	29:18.41	1:35.50	16 61.86	Yes
179	Claire FURNELL-WILLIAMS	Austin 7 The Toy	14	28:53.41	1:36.52	14 61.13	Yes
181	Ian FYFE	Alvis 12/70 Special	16	29:26.62	1:36.32	15 61.26	No

Fastest Lap

91	Robert MIDDLETON	Aston Martin Speed 'Re	1:23.02	9	71.07
----	------------------	------------------------	---------	---	-------

Start Time : 10:04

Silverstone

23 Apr 17 11:04

Clerk of Course:

Time Issued:

Chief Timekeeper:

THESE RESULTS ARE PROVISIONAL UNTIL THE CONCLUSION OF ANY JUDICIAL AND TECHNICAL MATTERS

Timing by HS Sports Ltd - Results and Lap Times at www.theresultslive.co.uk/vintage-sports-car-club

RACE GRID


HIGH SPEED TRIAL

RACE 11

ROW 8		
ROW 7		92 Robert BLAKEMORE
ROW 6	53 01:50.880 Leonard LORD	181 01:42.280 Ian FYFE
ROW 5	179 01:42.240 Claire FURNELL-WILLIA	23 01:41.170 Edward HARVEY
ROW 4	81 01:37.260 Roger TUSHINGHAM	157 01:35.720 Malcolm BARRINGTON
ROW 3	103 01:30.080 Christopher SCOTT MAC	133 01:29.970 William HILDYARD
ROW 2	143 01:28.900 Alexander HEWITSON	101 01:26.550 Richard BRADLEY
ROW 1	13 01:25.770 Tom WATERFIELD	91 01:24.430 Robert MIDDLETON

Grid Used: White Markings

POLE



HIGH SPEED TRIAL

LAP TIMES - RACE 11

13 Tom WATERFIELD

Lap	1	2	3	4	5	6	7	8	9	10
1	1:40.20	1:38.31	1:32.35	1:27.34	1:24.44	1:25.11	1:26.15	1:25.74	1:35.25	4:33.39
11	1:24.67	1:24.84	1:25.83	1:26.66	1:39.69	1:25.87	1:26.85	1:27.02		

53 Leonard LORD

Lap	1	2	3	4	5	6	7	8	9	10
1	2:01.42	3:09.43	1:42.58	1:40.83	1:40.87	1:41.02	1:41.01	1:40.14	1:40.12	1:40.81
11	1:41.50	1:39.60	1:40.91	1:40.16	1:40.27	1:39.19				

81 Roger TUSHINGHAM

Lap	1	2	3	4	5	6	7	8	9	10
1	1:42.44	1:34.13	1:33.60	1:34.95	1:33.36	1:33.70	1:33.75	1:33.78	1:41.39	4:23.30
11	1:34.68	1:34.56	1:34.01	1:32.16	1:32.48	1:32.47	1:32.24			

91 Robert MIDDLETON

Lap	1	2	3	4	5	6	7	8	9	10
1	1:32.44	1:27.14	1:23.53	1:24.17	1:24.90	1:39.67	4:13.50	1:23.20	1:23.02	1:23.04
11	1:23.48	1:23.44	1:28.40	1:26.25	1:31.62	1:24.45	1:23.79	1:23.78		

92 Robert BLAKEMORE

Lap	1	2	3	4	5	6	7	8	9	10
1	1:51.61	1:36.23	1:39.21	1:34.46	1:33.24	1:32.14	1:32.75	1:33.15	1:40.84	3:27.71
11	1:32.29	1:31.67	1:30.65	1:31.66	1:31.26	1:30.64	1:31.65			

101 Richard BRADLEY

Lap	1	2	3	4	5	6	7	8	9	10
1	1:35.97	3:02.68	1:26.51	1:25.72	1:25.47	1:25.83	1:26.61	1:25.22	1:26.06	1:25.27
11	1:25.35	1:25.66	1:25.07	1:27.13	1:25.61	1:25.46	1:26.75	1:26.76	1:28.15	

103 Christopher SCOTT MACKIRDY

Lap	1	2	3	4	5	6	7	8	9	10
1	1:34.53	1:29.32	1:33.29	2:59.03	1:30.95	1:29.26	1:28.67	1:29.38	1:29.33	1:31.68
11	1:28.49	1:30.03	1:29.77	1:28.54	1:28.42	1:29.15	1:29.47	1:29.16	1:28.66	

133 William HILDYARD

Lap	1	2	3	4	5	6	7	8	9	10
1	1:57.33	3:25.45	1:30.27	1:28.70	1:31.69	1:29.61	1:40.53	7:07.29	1:50.24	

143 Alexander HEWITSON

Lap	1	2	3	4	5	6	7	8	9	10
1	1:31.75	1:30.17	1:28.55	1:29.09	1:28.45	1:27.14	1:27.39	1:26.93	1:31.47	3:13.83
11	1:26.76	1:27.34	1:26.84	1:27.07	1:26.99	1:27.92	1:26.72	1:27.12	1:25.57	

157 Malcolm BARRINGTON

Lap	1	2	3	4	5	6	7	8	9	10
1	1:43.72	1:36.57	1:35.62	1:42.91	3:15.90	1:35.62	1:37.73	1:37.20	1:36.87	1:36.78
11	1:39.89	1:35.99	1:36.99	1:39.16	1:36.34	1:35.50	1:35.62			

179 Claire FURNELL-WILLIAMS

Lap	1	2	3	4	5	6	7	8	9	10
1	1:47.38	1:38.70	1:48.37	5:42.31	1:51.29	2:58.74	1:38.32	1:39.40	1:40.26	1:39.44
11	1:37.46	1:38.22	1:37.00	1:36.52						

181 Ian FYFE

Lap	1	2	3	4	5	6	7	8	9	10
1	1:46.81	1:38.60	1:41.02	1:40.25	1:39.31	1:38.17	1:37.27	1:38.97	1:41.20	3:47.38
11	1:36.44	1:44.88	2:22.47	1:38.18	1:36.32	1:39.35				

Lap Chart

HIGH SPEED TRIAL - RACE 11

Lap 1		Lap 2		Lap 3		Lap 4		Lap 5		Lap 6		Lap 7		Lap 8		Lap 9		Lap 10	
No	Time	No	Time	No	Time	No	Time	No	Time	No	Time	No	Time	No	Time	No	Time	No	Time
143	1:31.75	91	2:59.58	91	4:23.11	91	5:47.28	91	7:12.18	91	8:51.85	143	10:22.54	143	11:49.47	143	13:20.94	101	16:05.34
91	1:32.44	143	3:01.92	143	4:30.47	143	5:59.56	143	7:28.01	143	8:55.15	13	10:33.90	53	11:56.15 *2	103	13:34.43 *1	157	16:22.14 *1
103	1:34.53	103	3:03.85	103	4:37.14	101	6:05.16 *1	101	7:30.88 *1	101	8:56.35 *1	103	10:36.38 *1	13	11:59.64	13	13:34.89	143	16:34.77
101	1:35.97	81	3:16.57	101	4:38.65 *1	13	6:18.20	103	7:36.17 *1	103	9:07.12 *1	179	10:56.76 *3	103	12:05.05 *1	53	13:37.16 *2	103	16:35.44
13	1:40.20	13	3:18.51	81	4:50.17	81	6:25.12	13	7:42.64	13	9:07.75	81	11:05.93	81	12:39.71	81	14:21.10	53	16:57.42 *1
81	1:42.44	157	3:20.29	13	4:50.86	157	6:38.82	81	7:58.48	81	9:32.18	92	11:19.64	179	12:48.05 *3	91	14:28.55 *1	91	17:14.61
157	1:43.72	181	3:25.41	157	4:55.91	92	6:41.51	92	8:14.75	92	9:46.89	133	11:23.05 *1	92	12:52.79	92	14:33.63	179	17:25.11 *3
181	1:46.81	179	3:26.08	181	5:06.43	181	6:46.68	133	8:21.75 *1	133	9:53.44 *1	157	11:30.34 *1	133	13:03.58 *1	101	14:40.07		
179	1:47.38	92	3:27.84	92	5:07.05	133	6:53.05 *1	181	8:25.99	157	9:54.72 *1	181	11:41.43	91	13:05.35 *1	157	14:45.27 *1		
92	1:51.61			53	5:10.85 *1	53	6:53.43 *1	53	8:34.26 *1	181	10:04.16	101	11:48.79	157	13:08.07 *1	181	15:01.60		
133	1:57.33			179	5:14.45					53	10:15.13 *1			101	13:14.01	103	15:03.76		
53	2:01.42			133	5:22.78 *1					101	10:22.18			181	13:20.40	53	15:17.30 *1		
																179	15:46.79 *3		
																91	15:51.57		

Lap Chart

HIGH SPEED TRIAL - RACE 11

Lap 11		Lap 12		Lap 13		Lap 14		Lap 15		Lap 16		Lap 17		Lap 18		Lap 19		Lap 20	
No	Time	No	Time	No	Time	No	Time	No	Time	No	Time	No	Time	No	Time	No	Time	No	Time
101	17:30.69	101	18:56.35	101	20:21.42	101	21:48.55	101	23:14.16	101	24:39.62	101	26:06.37	101	27:33.13	101	29:01.28	101	30:26.95
157	17:58.92 *1	179	19:04.51 *4	181	20:25.42 *2	81	21:53.64 *2	81	23:27.65 *2	81	24:59.81 *2	157	26:07.29 *2	157	27:42.79 *2	157	29:18.41 *2	179	30:31.65 *5
92	18:01.34 *1	143	19:28.87	179	20:44.77 *4	53	21:59.33 *2	53	23:40.24 *2	143	25:17.69	181	26:10.95 *3	181	27:47.27 *3	181	29:26.62 *3	157	30:53.80 *2
143	18:01.53	13	19:32.95 *1	143	20:55.71	133	22:01.11 *5	143	23:49.77	53	25:20.40 *2	81	26:32.29 *2	81	28:04.76 *2	81	29:37.00 *2	143	31:06.12
103	18:03.93	92	19:33.63 *1	13	20:57.79 *1	181	22:10.30 *2	13	23:50.28 *1	103	25:29.84	143	26:44.41	143	28:11.53	143	29:37.10	181	31:07.66 *3
13	18:08.28 *1	103	19:33.96	103	21:03.73	143	22:22.78	103	24:00.69	13	25:29.97 *1	13	26:55.84 *1	13	28:22.69 *1	13	29:49.71 *1	81	31:09.78 *2
91	18:38.09	157	19:38.81 *1	92	21:05.30 *1	13	22:23.62 *1	179	24:01.67 *4	92	25:38.87 *1	103	26:59.31	103	28:28.47	103	29:57.13	13	31:19.58 *1
53	18:38.23 *1	91	20:01.53	157	21:14.80 *1	179	22:24.21 *4	92	24:07.61 *1	179	25:39.89 *4	53	27:00.67 *2	91	28:39.82	91	30:02.89	103	31:25.85
81	18:44.40 *1	133	20:10.87 *4	91	21:29.93	103	22:32.27	91	24:27.80	91	25:52.25	92	27:09.51 *1	53	28:39.86 *2	92	30:12.86 *1		
181	18:48.98 *1	81	20:19.08 *1			92	22:35.95 *1	157	24:30.95 *1			91	27:16.04	92	28:41.16 *1	53	30:19.32 *2		
		53	20:19.73 *1			157	22:51.79 *1	181	24:32.77 *2			179	27:16.89 *4	179	28:53.41 *4				
						91	22:56.18												



AR MOTORSPORT MORGAN CHALLENGE

RESULT - RACE 12

PI	No	Cl	Name	Car	Laps	Time	Behind	MPH	Best Lap on	MPH	
1	29	A	Keith AHLERS	Morgan Plus 8	19	20:28.76		91.24	1:03.19	4	93.38
2	1	B	Elliot PATERSON	Morgan ARV6	19	20:49.91	21.15	89.69	1:05.08	9	90.66
3	81	A	Roger WHITESIDE	Morgan Plus 8	19	21:01.46	32.70	88.87	1:05.37	18	90.26
4	85	B	Andy GREEN	Morgan Plus 8	19	21:05.63	36.87	88.58	1:05.87	6	89.58
5	69	B	Tony HIRST	Morgan ARV6	19	21:13.67	44.91	88.02	1:05.59	14	89.96
6	66	B	Andrew THOMPSON	Morgan ARV6	19	21:14.09	45.33	87.99	1:05.86	14	89.59
7	67	B	Dominic HOUSE	Morgan Roadster	19	21:23.25	54.49	87.36	1:06.65	10	88.53
8	4	B	Jonathan EDWARDS	Morgan Plus 8	19	21:28.13	59.37	87.03	1:06.56	5	88.65
9	21	B	Craig HAMILTON SMITH	Morgan Plus 4 BabyDoll	18	20:45.56	1 Lap	85.27	1:07.62	15	87.26
10	15	B	John MILBANK	Morgan 4/4	18	20:49.50	1 Lap	85.00	1:08.34	18	86.34
11	45	R	Tim PARSONS	Morgan 4/4 Supersports	18	20:51.25	1 Lap	84.88	1:08.29	3	86.40
12	46	B	Phill THOMAS	Morgan Plus 4 BabyDoll	18	20:51.48	1 Lap	84.87	1:08.54	3	86.09
13	54	C	Philip ST CLAIR TISDALL	Morgan Plus 8	18	20:55.84	1 Lap	84.57	1:08.46	15	86.19
14	25	C	Tim AYRES	Morgan Plus 8	18	21:02.47	1 Lap	84.13	1:09.12	8	85.36
15	16	D	Brett SYNDERCOMBE	Morgan 4/4	18	21:18.41	1 Lap	83.08	1:09.62	16	84.75
16	42	R	Peter COLE	Morgan Roadster	18	21:19.13	1 Lap	83.03	1:09.02	16	85.49
17	90	R	Tony RIVERS	Morgan Roadster	18	21:20.57	1 Lap	82.94	1:09.31	16	85.13
18	26	B	Greg PARNELL	Morgan Aero 8	18	21:29.90	1 Lap	82.34	1:09.43	7	84.98
19	52	H	Tom DAILEY	Morgan Plus 8	18	21:34.74	1 Lap	82.03	1:09.69	6	84.67
20	36	R	Richard FOHL	Morgan Roadster	18	21:35.25	1 Lap	82.00	1:10.05	4	84.23
21	56	C	Steven McDONALD	Morgan Plus 8	18	21:36.69	1 Lap	81.91	1:09.56	10	84.82
22	171	R	Alex LAIDLAW	Morgan Roadster	17	20:37.49	2 Laps	81.06	1:10.80	10	83.34
23	75	B	Richard CARTER	Morgan Plus 8	17	20:48.29	2 Laps	80.36	1:11.02	14	83.08
24	22	D	James SUMNER	Morgan 4/4	17	20:48.96	2 Laps	80.31	1:11.67	6	82.33
25	51	D	Paul BRYAN	Morgan 4/4	17	20:59.66	2 Laps	79.63	1:11.92	5	82.04
26	33	B	Will SARGENT	Morgan Plus 8	17	21:40.73	2 Laps	77.12	1:08.95	6	85.58
27	31	R	John BEVAN	Morgan Roadster	16	21:25.24	3 Laps	73.45	1:16.28	2	77.35
Not-Classified											
61	B	Simon BAINES	Morgan Roadster	11	12:50.41	DNF	84.25	1:06.39	4	88.87	
47	Peter RAFTER	Morgan Plus 8	9	21:07.43	NCF	41.90	1:15.86	5	77.78		
87	B	Tony LEES	Morgan Plus 8	5	5:38.32	DNF	87.20	1:06.49	2	88.74	

Fastest Lap

47	Peter RAFTER	Morgan Plus 8	1:15.86	5	77.78
29	A Keith AHLERS	Morgan Plus 8	1:03.19	4	93.38
1	B Elliot PATERSON	Morgan ARV6	1:05.08	9	90.66
54	C Philip ST CLAIR TISDALL	Morgan Plus 8	1:08.46	15	86.19
16	D Brett SYNDERCOMBE	Morgan 4/4	1:09.62	16	84.75
52	H Tom DAILEY	Morgan Plus 8	1:09.69	6	84.67
45	R Tim PARSONS	Morgan 4/4 Supersport	1:08.29	3	86.40

Car 33 - Time Includes 5s Penalty for EXCEEDING TRACK LIMITS

Start Time : 11:19

Silverstone

23 Apr 17 11:42

Clerk of Course:	Time Issued:	Chief Timekeeper:
------------------	--------------	-------------------

THESE RESULTS ARE PROVISIONAL UNTIL THE CONCLUSION OF ANY JUDICIAL AND TECHNICAL MATTERS

Timing by HS Sports Ltd - Results and Lap Times at www.theresultslive.co.uk/vintage-sports-car-club

RACE GRID

AR MOTORSPORT MORGAN CHALLENGE

RACE 12

ROW 16		31 01:26.660 John BEVAN	
ROW 15	171 01:16:370 Alex LAIDLAW		34 01:15.110 Peter SARGEANT
ROW 14	22 01:13.350 James SUMNER	75 01:13.310 Richard CARTER	
ROW 13		51 01:12.720 Paul BRYAN	47 01:12.160 Peter RAFTER
ROW 12	42 01:12.000 Peter COLE	52 01:11.840 Tom DAILEY	
ROW 11		36 01:11.590 Richard FOHL	33 01:11.170 Will SARGENT
ROW 10	90 01:11.080 Tony RIVERS	16 01:10.470 Brett SYNDERCOMBE	
ROW 9		26 01:10.270 Greg PARNELL	54 01:09.830 Philip ST CLAIR TISDALL
ROW 8	25 01:09.470 Tim AYRES	56 01:09.170 Steven McDONALD	
ROW 7		46 01:09.160 Phill THOMAS	45 01:09.050 Tim PARSONS
ROW 6	15 01:08.880 John MILBANK	21 01:08.260 Craig HAMILTON SMITH	
ROW 5		4 01:07.760 Jonathan EDWARDS	61 01:07.610 Simon BAINES
ROW 4	67 01:07.470 Dominic HOUSE	66 01:06.880 Andrew THOMPSON	
ROW 3		69 01:06.180 Tony HIRST	87 01:06.130 Tony LEES
ROW 2	85 01:05.970 Andy GREEN	1 01:05.070 Elliot PATERSON	
ROW 1		81 01:04.250 Roger WHITESIDE	29 01:03.760 Keith AHLERS

Grid Used: White Markings

POLE

AR MOTORSPORT MORGAN CHALLENGE

LAP TIMES - RACE 12

1 Elliot PATERSON

Lap	1	2	3	4	5	6	7	8	9	10
1	1:10.45	1:06.05	1:06.03	1:05.34	1:05.48	1:05.34	1:05.24	1:05.53	1:05.08	1:05.65
11	1:05.25	1:06.07	1:05.88	1:05.09	1:05.44	1:05.31	1:05.54	1:05.77	1:05.37	

4 Jonathan EDWARDS

Lap	1	2	3	4	5	6	7	8	9	10
1	1:13.22	1:08.76	1:07.43	1:07.31	1:06.56	1:06.83	1:06.76	1:07.60	1:07.76	1:07.12
11	1:08.15	1:07.45	1:07.91	1:07.72	1:07.19	1:06.90	1:07.80	1:07.45	1:08.21	

15 John MILBANK

Lap	1	2	3	4	5	6	7	8	9	10
1	1:14.73	1:09.34	1:08.81	1:08.35	1:09.60	1:08.84	1:08.67	1:09.91	1:09.39	1:08.95
11	1:09.82	1:08.83	1:09.23	1:09.10	1:09.24	1:09.26	1:09.09	1:08.34		

16 Brett SYNDERCOMBE

Lap	1	2	3	4	5	6	7	8	9	10
1	1:18.54	1:12.35	1:10.78	1:10.17	1:09.98	1:11.29	1:10.42	1:10.24	1:10.50	1:11.07
11	1:10.15	1:10.39	1:10.46	1:10.06	1:10.93	1:09.62	1:09.97	1:11.49		

21 Craig HAMILTON SMITH

Lap	1	2	3	4	5	6	7	8	9	10
1	1:15.05	1:10.17	1:08.16	1:08.41	1:09.24	1:08.95	1:08.72	1:08.81	1:09.35	1:08.89
11	1:08.82	1:08.78	1:08.03	1:08.46	1:07.62	1:09.67	1:08.10	1:10.33		

22 James SUMNER

Lap	1	2	3	4	5	6	7	8	9	10
1	1:23.18	1:13.09	1:13.14	1:12.24	1:13.87	1:11.67	1:12.58	1:11.68	1:12.51	1:12.29
11	1:13.13	1:14.24	1:12.94	1:12.68	1:13.50	1:12.20	1:14.02			

25 Tim AYRES

Lap	1	2	3	4	5	6	7	8	9	10
1	1:15.95	1:10.41	1:10.75	1:09.62	1:10.03	1:10.12	1:09.45	1:09.12	1:09.97	1:09.15
11	1:09.68	1:09.69	1:09.43	1:09.77	1:09.71	1:09.66	1:09.66	1:10.30		

26 Greg PARNELL

Lap	1	2	3	4	5	6	7	8	9	10
1	1:16.95	1:09.75	1:25.73	1:11.13	1:11.36	1:10.76	1:09.43	1:09.56	1:09.63	1:10.06
11	1:10.80	1:09.94	1:11.30	1:10.88	1:11.07	1:10.24	1:10.11	1:11.20		

29 Keith AHLERS

Lap	1	2	3	4	5	6	7	8	9	10
1	1:08.58	1:04.27	1:04.10	1:03.19	1:04.18	1:04.27	1:03.90	1:04.79	1:04.70	1:03.52
11	1:04.99	1:03.86	1:04.34	1:04.37	1:04.90	1:04.56	1:04.96	1:05.37	1:05.91	

31 John BEVAN

Lap	1	2	3	4	5	6	7	8	9	10
1	1:26.87	1:16.28	1:16.92	1:17.40	1:18.12	1:23.87	1:17.47	1:24.11	1:23.19	1:22.01
11	1:22.49	1:17.91	1:20.56	1:19.07	1:18.56	1:20.41				

33	Will SARGENT									
Lap	1	2	3	4	5	6	7	8	9	10
1	1:19.30	1:10.68	1:09.82	1:09.63	1:10.01	1:08.95	1:09.27	1:09.07	1:13.43	1:31.23
11	2:19.15	1:10.72	1:10.85	1:10.61	1:11.37	1:11.13	1:10.51			
36	Richard FOHL									
Lap	1	2	3	4	5	6	7	8	9	10
1	1:20.78	1:11.91	1:10.94	1:10.05	1:12.00	1:10.13	1:11.00	1:10.90	1:11.07	1:11.52
11	1:10.70	1:12.07	1:12.76	1:14.42	1:11.69	1:11.58	1:10.52	1:11.21		
42	Peter COLE									
Lap	1	2	3	4	5	6	7	8	9	10
1	1:22.10	1:11.13	1:10.92	1:09.79	1:10.78	1:10.65	1:10.18	1:09.50	1:09.95	1:10.60
11	1:10.81	1:11.15	1:09.90	1:10.02	1:10.61	1:09.02	1:11.51	1:10.51		
45	Tim PARSONS									
Lap	1	2	3	4	5	6	7	8	9	10
1	1:15.14	1:09.58	1:08.29	1:08.49	1:09.85	1:09.16	1:09.04	1:09.32	1:09.51	1:09.30
11	1:12.98	1:08.43	1:08.46	1:08.70	1:08.80	1:08.50	1:08.95	1:08.75		
46	Phill THOMAS									
Lap	1	2	3	4	5	6	7	8	9	10
1	1:14.19	1:09.24	1:08.54	1:08.90	1:09.46	1:09.06	1:08.67	1:09.61	1:10.37	1:08.79
11	1:09.45	1:08.73	1:09.77	1:09.73	1:08.81	1:09.03	1:09.55	1:09.58		
47	Peter RAFTER									
Lap	1	2	3	4	5	6	7	8	9	10
1	10:39.92	1:23.13	1:20.11	1:20.16	1:15.86	1:16.38	1:18.68	1:16.63	1:16.56	
51	Paul BRYAN									
Lap	1	2	3	4	5	6	7	8	9	10
1	1:25.12	1:13.97	1:13.39	1:13.00	1:11.92	1:13.02	1:13.45	1:13.52	1:12.17	1:14.20
11	1:14.14	1:12.26	1:12.70	1:12.98	1:14.46	1:15.35	1:14.01			
52	Tom DAILEY									
Lap	1	2	3	4	5	6	7	8	9	10
1	1:21.78	1:13.95	1:11.42	1:09.78	1:09.88	1:09.69	1:10.48	1:09.83	1:11.52	1:11.47
11	1:10.60	1:12.21	1:12.67	1:13.79	1:11.75	1:11.08	1:11.92	1:10.92		
54	Philip ST CLAIR TISDALL									
Lap	1	2	3	4	5	6	7	8	9	10
1	1:17.64	1:09.52	1:10.25	1:09.63	1:09.96	1:10.11	1:09.49	1:09.10	1:10.06	1:09.05
11	1:08.59	1:09.03	1:08.73	1:08.99	1:08.46	1:09.18	1:09.26	1:08.79		
56	Steven McDONALD									
Lap	1	2	3	4	5	6	7	8	9	10
1	1:17.42	1:10.35	1:10.26	1:09.81	1:23.49	1:12.79	1:10.21	1:11.23	1:09.95	1:09.56
11	1:11.57	1:11.06	1:09.99	1:12.23	1:11.68	1:11.34	1:11.83	1:11.92		
61	Simon BAINES									
Lap	1	2	3	4	5	6	7	8	9	10
1	1:12.16	1:07.80	1:07.16	1:06.39	1:07.32	1:07.38	1:07.44	1:07.50	1:06.82	1:07.04
11	1:33.40									

66	Andrew THOMPSON									
Lap	1	2	3	4	5	6	7	8	9	10
1	1:11.36	1:06.33	1:06.20	1:07.77	1:08.13	1:06.97	1:06.85	1:06.52	1:07.45	1:07.04
11	1:06.48	1:06.80	1:06.79	1:05.86	1:07.24	1:06.70	1:06.25	1:07.28	1:06.07	
67	Dominic HOUSE									
Lap	1	2	3	4	5	6	7	8	9	10
1	1:13.43	1:07.36	1:07.76	1:07.43	1:06.79	1:06.79	1:07.01	1:07.38	1:06.77	1:06.65
11	1:07.14	1:07.12	1:07.38	1:07.05	1:06.75	1:07.89	1:07.87	1:07.22	1:07.46	
69	Tony HIRST									
Lap	1	2	3	4	5	6	7	8	9	10
1	1:12.46	1:07.19	1:06.97	1:06.40	1:06.46	1:06.71	1:07.13	1:06.94	1:07.42	1:06.62
11	1:06.54	1:07.34	1:07.27	1:05.59	1:06.85	1:07.17	1:05.81	1:06.73	1:06.07	
75	Richard CARTER									
Lap	1	2	3	4	5	6	7	8	9	10
1	1:24.78	1:13.34	1:12.91	1:13.19	1:11.93	1:12.14	1:13.82	1:13.36	1:13.05	1:11.80
11	1:13.41	1:13.69	1:12.04	1:11.02	1:11.49	1:12.02	1:14.30			
81	Roger WHITESIDE									
Lap	1	2	3	4	5	6	7	8	9	10
1	1:10.28	1:06.09	1:06.93	1:06.10	1:06.51	1:06.05	1:06.29	1:05.67	1:05.74	1:06.20
11	1:06.51	1:06.24	1:06.82	1:06.63	1:05.73	1:06.35	1:05.68	1:05.37	1:06.27	
85	Andy GREEN									
Lap	1	2	3	4	5	6	7	8	9	10
1	1:11.74	1:06.74	1:06.07	1:06.28	1:06.13	1:05.87	1:06.23	1:06.04	1:05.99	1:06.21
11	1:06.00	1:06.51	1:06.63	1:06.75	1:05.89	1:06.72	1:06.25	1:06.98	1:06.60	
87	Tony LEES									
Lap	1	2	3	4	5	6	7	8	9	10
1	1:10.52	1:06.49	1:06.51	1:06.91	1:07.89					
90	Tony RIVERS									
Lap	1	2	3	4	5	6	7	8	9	10
1	1:20.95	1:10.34	1:10.79	1:10.32	1:09.89	1:09.88	1:10.60	1:09.96	1:10.81	1:11.03
11	1:11.14	1:11.63	1:10.99	1:10.69	1:10.94	1:09.31	1:10.26	1:11.04		
171	Alex LAIDLAW									
Lap	1	2	3	4	5	6	7	8	9	10
1	1:22.99	1:11.78	1:13.06	1:11.29	1:12.61	1:13.45	1:12.07	1:11.72	1:12.05	1:10.80
11	1:12.90	1:12.48	1:12.15	1:11.74	1:12.39	1:11.81	1:12.20			

Lap Chart

AR MOTORSPORT MORGAN CHALLENGE - RACE 12

Lap 1		Lap 2		Lap 3		Lap 4		Lap 5		Lap 6		Lap 7		Lap 8		Lap 9		Lap 10					
No	Time	No	Time	No	Time	No	Time	No	Time	No	Time	No	Time	No	Time	No	Time	No	Time				
29	1:08.58	29	2:12.85	29	3:16.95	29	4:20.14	29	5:24.32	29	6:28.59	29	7:32.49	29	8:37.28	29	9:41.98	29	10:45.50				
81	1:10.28	81	2:16.37	1	3:22.53	1	4:27.87	1	5:33.35	31	6:35.59	*1	1	7:43.93	22	8:39.77	*1	26	9:44.67	*1	52	10:48.33	*1
1	1:10.45	1	2:16.50	81	3:23.30	81	4:29.40	81	5:35.91	1	6:38.69	81	7:48.25	75	8:42.11	*1	56	9:45.56	*1	36	10:48.78	*1	
87	1:10.52	87	2:17.01	87	3:23.52	87	4:30.43	85	5:36.96	81	6:41.96	85	7:49.06	51	8:43.87	*1	171	9:48.97	*1	26	10:54.30	*1	
66	1:11.36	66	2:17.69	66	3:23.89	85	4:30.83	87	5:38.32	85	6:42.83	69	7:53.32	1	8:49.46	22	9:51.45	*1	56	10:55.51	*1		
85	1:11.74	85	2:18.48	85	3:24.55	66	4:31.66	69	5:39.48	69	6:46.19	66	7:53.61	81	8:53.92	1	9:54.54	1	11:00.19				
61	1:12.16	69	2:19.65	69	3:26.62	69	4:33.02	66	5:39.79	66	6:46.76	61	7:55.65	85	8:55.10	75	9:55.47	*1	171	11:01.02	*1		
69	1:12.46	61	2:19.96	61	3:27.12	61	4:33.51	61	5:40.83	61	6:48.21	67	7:56.57	66	9:00.13	51	9:57.39	*1	22	11:03.96	*1		
4	1:13.22	67	2:20.79	67	3:28.55	67	4:35.98	67	5:42.77	67	6:49.56	4	7:56.87	69	9:00.26	81	9:59.66	81	11:05.86				
67	1:13.43	4	2:21.98	4	3:29.41	4	4:36.72	4	5:43.28	4	6:50.11	31	7:59.46	*1	61	9:03.15	85	10:01.09	85	11:07.30			
46	1:14.19	46	2:23.43	46	3:31.97	46	4:40.87	46	5:50.33	46	6:59.39	46	8:08.06	67	9:03.95	66	10:07.58	75	11:08.52	*1			
15	1:14.73	15	2:24.07	15	3:32.88	15	4:41.23	15	5:50.83	15	6:59.67	15	8:08.34	4	9:04.47	69	10:07.68	51	11:09.56	*1			
21	1:15.05	45	2:24.72	45	3:33.01	45	4:41.50	21	5:51.03	21	6:59.98	21	8:08.70	31	9:16.93	*1	61	10:09.97	69	11:14.30			
45	1:15.14	21	2:25.22	21	3:33.38	21	4:41.79	45	5:51.35	45	7:00.51	45	8:09.55	21	9:17.51	67	10:10.72	66	11:14.62				
25	1:15.95	25	2:26.36	25	3:37.11	25	4:46.73	25	5:56.76	25	7:06.88	25	8:16.33	46	9:17.67	4	10:12.23	61	11:17.01				
26	1:16.95	26	2:26.70	54	3:37.41	54	4:47.04	54	5:57.00	54	7:07.11	54	8:16.60	15	9:18.25	21	10:26.86	67	11:17.37				
56	1:17.42	54	2:27.16	56	3:38.03	56	4:47.84	33	5:59.44	33	7:08.39	33	8:17.66	45	9:18.87	15	10:27.64	4	11:19.35				
54	1:17.64	56	2:27.77	33	3:39.80	33	4:49.43	16	6:01.82	90	7:12.17	90	8:22.77	25	9:25.45	46	10:28.04	21	11:35.75				
16	1:18.54	33	2:29.98	16	3:41.67	16	4:51.84	90	6:02.29	16	7:13.11	16	8:23.53	54	9:25.70	45	10:28.38	15	11:36.59				
33	1:19.30	16	2:30.89	90	3:42.08	90	4:52.40	42	6:04.72	42	7:15.37	42	8:25.55	33	9:26.73	25	10:35.42	46	11:36.83				
36	1:20.78	90	2:31.29	36	3:43.63	36	4:53.68	36	6:05.68	36	7:15.81	36	8:26.81	90	9:32.73	54	10:35.76	45	11:37.68				
90	1:20.95	36	2:32.69	42	3:44.15	42	4:53.94	52	6:06.81	52	7:16.50	52	8:26.98	16	9:33.77	47	10:39.92	*8	25	11:44.57			
52	1:21.78	42	2:33.23	52	3:47.15	52	4:56.93	56	6:11.33	56	7:24.12	56	8:34.33	42	9:35.05	33	10:40.16	54	11:44.81				
42	1:22.10	171	2:34.77	171	3:47.83	171	4:59.12	171	6:11.73	171	7:25.18	26	8:35.11	52	9:36.81	31	10:41.04	*1					
171	1:22.99	52	2:35.73	22	3:49.41	22	5:01.65	26	6:14.92	26	7:25.68	171	8:37.25	36	9:37.71	90	10:43.54						
22	1:23.18	22	2:36.27	75	3:51.03	26	5:03.56	22	6:15.52	22	7:27.19					16	10:44.27						
75	1:24.78	75	2:38.12	26	3:52.43	75	5:04.22	75	6:16.15	75	7:28.29					42	10:45.00						
51	1:25.12	51	2:39.09	51	3:52.48	51	5:05.48	51	6:17.40	51	7:30.42												
31	1:26.87	31	2:43.15	31	4:00.07	31	5:17.47																

Lap Chart

AR MOTORSPORT MORGAN CHALLENGE - RACE 12

Lap 11		Lap 12		Lap 13		Lap 14		Lap 15		Lap 16		Lap 17		Lap 18		Lap 19		Lap 20	
No	Time	No	Time	No	Time	No	Time	No	Time	No	Time	No	Time	No	Time	No	Time	No	Time
29	11:50.49	29	12:54.35	29	13:58.69	29	15:03.06	29	16:07.96	29	17:12.52	29	18:17.48	29	19:22.85	29	20:28.76		
90	11:54.57 *1	16	13:05.49 *1	45	13:59.09 *1	15	15:04.47 *1	21	16:09.84 *1	47	17:15.56 *10	75	18:21.97 *2	171	19:25.29 *2	171	20:37.49 *2		
16	11:55.34 *1	90	13:05.71 *1	54	14:02.43 *1	46	15:04.78 *1	15	16:13.57 *1	51	17:15.84 *2	22	18:22.74 *2	75	19:33.99 *2	21	20:45.56 *1		
42	11:55.60 *1	42	13:06.41 *1	25	14:03.94 *1	45	15:07.55 *1	46	16:14.51 *1	21	17:17.46 *1	21	18:27.13 *1	22	19:34.94 *2	75	20:48.29 *2		
52	11:59.80 *1	52	13:10.40 *1	16	14:15.88 *1	54	15:11.16 *1	45	16:16.25 *1	15	17:22.81 *1	51	18:30.30 *2	21	19:35.23 *1	22	20:48.96 *2		
36	12:00.30 *1	36	13:11.00 *1	90	14:17.34 *1	25	15:13.37 *1	54	16:20.15 *1	46	17:23.32 *1	15	18:32.07 *1	15	19:41.16 *1	15	20:49.50 *1		
47	12:03.05 *9	1	13:11.51	1	14:17.39	1	15:22.48	25	16:23.14 *1	45	17:25.05 *1	46	18:32.35 *1	46	19:41.90 *1	1	20:49.91		
31	12:04.23 *2	26	13:15.16 *1	42	14:17.56 *1	16	15:26.34 *1	1	16:27.92	31	17:27.20 *3	45	18:33.55 *1	45	19:42.50 *1	45	20:51.25 *1		
26	12:04.36 *1	56	13:16.64 *1	52	14:22.61 *1	42	15:27.46 *1	16	16:36.40 *1	54	17:28.61 *1	47	18:34.24 *10	1	19:44.54	46	20:51.48 *1		
56	12:05.07 *1	81	13:18.61	36	14:23.07 *1	90	15:28.33 *1	42	16:37.48 *1	25	17:32.85 *1	54	18:37.79 *1	51	19:45.65 *2	54	20:55.84 *1		
1	12:05.44	85	13:19.81	26	14:25.10 *1	81	15:32.06	81	16:37.79	1	17:33.23	1	18:38.77	54	19:47.05 *1	51	20:59.66 *2		
33	12:11.39 *1	47	13:23.16 *9	81	14:25.43	85	15:33.19	90	16:39.02 *1	81	17:44.14	25	18:42.51 *1	47	19:50.87 *10	81	21:01.46		
171	12:11.82 *1	171	13:24.72 *1	85	14:26.44	52	15:35.28 *1	85	16:39.08	85	17:45.80	31	18:46.27 *3	25	19:52.17 *1	25	21:02.47 *1		
81	12:12.37	31	13:26.24 *2	56	14:27.70 *1	36	15:35.83 *1	26	16:47.28 *1	16	17:47.33 *1	81	18:49.82	81	19:55.19	85	21:05.63		
85	12:13.30	66	13:27.90	33	14:30.54 *2	26	15:36.40 *1	66	16:47.79	42	17:48.09 *1	85	18:52.05	85	19:59.03	47	21:07.43 *10		
22	12:16.25 *1	69	13:28.18	66	14:34.69	56	15:37.69 *1	69	16:47.89	90	17:49.96 *1	16	18:56.95 *1	31	20:04.83 *3	69	21:13.67		
75	12:20.32 *1	22	13:29.38 *1	69	14:35.45	66	15:40.55	52	16:49.07 *1	66	17:54.49	42	18:57.11 *1	16	20:06.92 *1	66	21:14.09		
69	12:20.84	67	13:31.63	171	14:37.20 *1	69	15:41.04	56	16:49.92 *1	69	17:55.06	90	18:59.27 *1	69	20:07.60	16	21:18.41 *1		
66	12:21.10	75	13:33.73 *1	67	14:39.01	33	15:41.26 *2	36	16:50.25 *1	26	17:58.35 *1	66	19:00.74	66	20:08.02	42	21:19.13 *1		
51	12:23.76 *1	4	13:34.95	4	14:42.86	67	15:46.06	33	16:52.11 *2	67	18:00.70	69	19:00.87	42	20:08.62 *1	90	21:20.57 *1		
67	12:24.51	51	13:37.90 *1	47	14:43.32 *9	171	15:49.35 *1	67	16:52.81	52	18:00.82 *1	67	19:08.57	90	20:09.53 *1	67	21:23.25		
4	12:27.50	21	13:53.35	22	14:43.62 *1	4	15:50.58	4	16:57.77	56	18:01.60 *1	26	19:08.59 *1	67	20:15.79	31	21:25.24 *3		
21	12:44.57	46	13:55.01	75	14:47.42 *1	22	15:56.56 *1	171	17:01.09 *1	36	18:01.94 *1	52	19:11.90 *1	26	20:18.70 *1	4	21:28.13		
46	12:46.28	15	13:55.24	31	14:48.73 *2	47	15:59.18 *9	22	17:09.24 *1	33	18:02.72 *2	4	19:12.47	4	20:19.92	26	21:29.90 *1		
15	12:46.41			51	14:50.16 *1	75	15:59.46 *1	75	17:10.48 *1	4	18:04.67	56	19:12.94 *1	52	20:23.82 *1	52	21:34.74 *1		
61	12:50.41			21	15:01.38	51	16:02.86 *1			171	18:13.48 *1	36	19:13.52 *1	36	20:24.04 *1	36	21:35.25 *1		
45	12:50.66					31	16:06.64 *2					33	19:14.09 *2	56	20:24.77 *1	56	21:36.69 *1		
54	12:53.40													33	20:25.22 *2	33	21:40.73 *2		
25	12:54.25																		



ALL-COMERS SCRATCH RACE FOR PRE-WAR CARS (VSCC SET 5)

RESULT - RACE 13

PI	No	Cl	Name	Car	Laps	Time	Behind	MPH	Best Lap on	MPH Handicap
1	59	D	Julian GRIMWADE	Frazer Nash Single Seat	10	12:30.66		78.60	1:12.96	10 80.87
2	38	B	Pete CANDY	Riley Super Rat	10	13:02.42	31.76	75.41	1:14.30	9 79.41
3	18	D	Ruediger FRIEDRICHS	Alvis Firefly	10	13:04.55	33.89	75.21	1:17.34	7 76.29
4	187	B	Tony SEBER	Wolseley Hornet Special	10	14:28.77	1:58.11	67.92	1:19.84	4 73.90 70.37
5	104	B	Thomas HARDMAN	MG Bellevue Special	9	12:31.71	1 Lap	70.64	1:21.87	8 72.07 14.88 *
6	140	D	Graham PADDICK	McDowell Ford Track Race	9	13:17.09	1 Lap	66.62	1:25.39	8 69.10 28.58
7	198	A	Rodney SEBER	MG PB	9	13:20.85	1 Lap	66.31	1:26.58	4 68.15 21.63
8	145	B	Hans VAN WORTEL	Riley Special	9	13:32.32	1 Lap	65.37	1:24.81	9 69.57 49.03
9	102	B	David OZANNE	Aston Martin Speed Ulster	9	13:33.29	1 Lap	65.29	1:27.87	6 67.15 22.46
10	86	B	Edward BRADLEY	Aston Martin Ulster	9	13:53.80	1 Lap	63.69	1:30.72	3 65.04 17.32
11	168	B	Stephen RIDDINGTON	Riley 12/4 Special	9	13:58.40	1 Lap	63.34	1:31.09	8 64.78 18.59
12	162	A	Philip GODDARD	Morgan Le Mans Special	8	13:15.21	2 Laps	59.36	1:37.12	6 60.75 18.25
13	78	C	Tim HARRISON	The Hornet Racing Special	8	13:58.53	2 Laps	56.29	1:38.97	2 59.62 46.77
14	37	B	Leigh SEBBA	Morgan 4-4 LM	8	14:01.90	2 Laps	56.07	1:42.64	2 57.49 20.78

Not-Classified

117	B	Sue DARBYSHIRE	Morgan Super Aero	9	12:08.75	DNF	72.87	1:19.22	8 74.48
139	A	Simon EDWARDS	Morgan AERO SuperSport	4	7:06.32	DNF	55.36	1:28.76	2 66.48
81	B	Roger TUSHINGHAM	MG N Type Special	1	2:04.67	DNF	47.33		0 0.00
240	B	Robert COBDEN	Riley Falcon Special	1	2:08.51	DNF	45.91		0 0.00

Fastest Lap

198	A	Rodney SEBER	MG PB				1:26.58	4 68.15
38	B	Pete CANDY	Riley Super Rat				1:14.30	9 79.41
78	C	Tim HARRISON	The Hornet Racing Spe				1:38.97	2 59.62
59	D	Julian GRIMWADE	Frazer Nash Single Seat				1:12.96	10 80.87

Car 145 - Time Includes 15s Penalty for EXCEEDING TRACK LIMITS

Start Time : 11:50

Silverstone

23 Apr 17 12:13


Clerk of Course:

Time Issued:


Chief Timekeeper:

THESE RESULTS ARE PROVISIONAL UNTIL THE CONCLUSION OF ANY JUDICIAL AND TECHNICAL MATTERS

Timing by HS Sports Ltd - Results and Lap Times at www.theresultslive.co.uk/vintage-sports-car-club



RACE GRID




ALL-COMERS SCRATCH RACE FOR PRE-WAR CARS (VSCC SET 5)

RACE 13

ROW 12		37 01:44.930 Leigh SEBBA	
ROW 11	185 01:44.900 Philip PARKINSON		78 01:41.620 Tim HARRISON
ROW 10	172 01:38.240 David ASPLIN	81 01:37.260 Roger TUSHINGHAM	
ROW 9	51 01:36.610 David DANIELS		162 01:34.520 Philip GODDARD
ROW 8	168 01:33.970 Stephen RIDDINGTON	102 01:31.150 David OZANNE	
ROW 7	86 01:29.800 Edward BRADLEY		139 01:29.720 Simon EDWARDS
ROW 6	198 01:29.650 Rodney SEBER	140 01:28.510 Graham PADDICK	
ROW 5	145 01:26.620 Hans VAN WORTEL		187 01:25.540 Tony SEBER
ROW 4	104 01:23.730 Thomas HARDMAN	117 01:23.000 Sue DARBYSHIRE	
ROW 3	38 01:19.790 Pete CANDY		18 01:19.680 Ruediger FRIEDRICHS
ROW 2	222 01:18.700 Christian PEDERSEN	240 01:15.890 Robert COBDEN	
ROW 1	59 01:12.550 Julian GRIMWADE		4 01:08.730 Nicholas TOPLISS

Grid Used: White Markings

POLE



ALL-COMERS SCRATCH RACE FOR PRE-WAR CARS (VSCC SET 5)

LAP TIMES - RACE 13

18 Ruediger FRIEDRICHS

Lap	1	2	3	4	5	6	7	8	9	10
1	1:21.31	1:18.67	1:17.66	1:17.62	1:18.40	1:17.70	1:17.34	1:18.52	1:19.39	1:17.94

37 Leigh SEBBA

Lap	1	2	3	4	5	6	7	8	9	10
1	1:52.99	1:42.64	1:44.08	1:44.60	1:43.20	1:44.29	1:44.94	1:45.16		

38 Pete CANDY

Lap	1	2	3	4	5	6	7	8	9	10
1	1:19.64	1:18.30	1:18.49	1:16.55	1:17.36	1:16.77	1:16.38	1:29.22	1:14.30	1:15.41

59 Julian GRIMWADE

Lap	1	2	3	4	5	6	7	8	9	10
1	1:15.22	1:14.64	1:13.95	1:14.78	1:15.31	1:14.32	1:18.85	1:16.26	1:14.37	1:12.96

78 Tim HARRISON

Lap	1	2	3	4	5	6	7	8	9	10
1	1:48.31	1:38.97	1:39.95	1:41.84	1:39.13	1:38.97	1:40.84	2:10.52		

81 Roger TUSHINGHAM

Lap	1	2	3	4	5	6	7	8	9	10
1	2:04.67									

86 Edward BRADLEY

Lap	1	2	3	4	5	6	7	8	9	10
1	1:38.33	1:31.76	1:30.72	1:31.13	1:30.82	1:31.09	1:32.77	1:32.06	1:35.12	

102 David OZANNE

Lap	1	2	3	4	5	6	7	8	9	10
1	1:35.99	1:29.64	1:29.58	1:29.64	1:30.20	1:27.87	1:31.86	1:29.21	1:29.30	

104 Thomas HARDMAN

Lap	1	2	3	4	5	6	7	8	9	10
1	1:27.12	1:24.42	1:23.30	1:22.32	1:23.61	1:22.96	1:23.47	1:21.87	1:22.64	

117 Sue DARBYSHIRE

Lap	1	2	3	4	5	6	7	8	9	10
1	1:25.98	1:19.79	1:19.87	1:19.83	1:21.62	1:19.87	1:19.76	1:19.22	1:22.81	

139 Simon EDWARDS

Lap	1	2	3	4	5	6	7	8	9	10
1	1:39.28	1:28.76	1:31.44	2:26.84						

140 Graham PADDICK

Lap	1	2	3	4	5	6	7	8	9	10
1	1:30.14	1:28.72	1:27.79	1:26.74	1:29.71	1:30.93	1:31.47	1:25.39	1:26.20	

145 Hans VAN WORTEL

Lap	1	2	3	4	5	6	7	8	9	10
1	1:34.73	1:28.14	1:28.66	1:26.47	1:27.21	1:30.91	1:28.35	1:28.04	1:24.81	

162 Philip GODDARD

Lap	1	2	3	4	5	6	7	8	9	10
1	1:50.55	1:39.51	1:38.21	1:37.63	1:37.31	1:37.12	1:37.66	1:37.22		

168 Stephen RIDDINGTON

Lap	1	2	3	4	5	6	7	8	9	10
1	1:39.24	1:33.15	1:31.17	1:31.44	1:32.65	1:32.03	1:32.44	1:31.09	1:35.19	

187 Tony SEBER

Lap	1	2	3	4	5	6	7	8	9	10
1	1:24.99	1:20.14	1:20.01	1:19.84	1:21.44	1:20.19	1:20.89	1:20.76	1:23.98	2:16.53

198 Rodney SEBER

Lap	1	2	3	4	5	6	7	8	9	10
1	1:32.95	1:27.39	1:27.34	1:26.58	1:29.69	1:29.90	1:29.04	1:30.14	1:27.82	

240 Robert COBDEN

Lap	1	2	3	4	5	6	7	8	9	10
1	2:08.51									

Lap Chart

ALL-COMERS SCRATCH RACE FOR PRE-WAR CARS (VSCC SET 5) - RACE 13

Lap 1		Lap 2		Lap 3		Lap 4		Lap 5		Lap 6		Lap 7		Lap 8		Lap 9		Lap 10	
No	Time	No	Time	No	Time	No	Time	No	Time	No	Time	No	Time	No	Time	No	Time	No	Time
59	1:15.22	59	2:29.86	59	3:43.81	59	4:58.59	59	6:13.90	59	7:28.22	59	8:47.07	59	10:03.33	59	11:17.70	59	12:30.66
38	1:19.64	38	2:37.94	38	3:56.43	78	5:07.23 *1	168	6:15.00 *1	102	7:35.05 *1	37	8:47.51 *2	78	10:07.17 *2	162	11:37.99 *2	104	12:31.71 *1
18	1:21.31	18	2:39.98	18	3:57.64	162	5:08.27 *1	38	6:30.34	86	7:42.76 *1	198	8:53.85 *1	198	10:22.89 *1	18	11:46.61	38	13:02.42
187	1:24.99	187	2:45.13	187	4:05.14	38	5:12.98	18	6:33.66	38	7:47.11	140	8:54.03 *1	145	10:24.47 *1	38	11:47.01	18	13:04.55
117	1:25.98	117	2:45.77	117	4:05.64	18	5:15.26	162	6:45.90 *1	168	7:47.65 *1	145	8:56.12 *1	140	10:25.50 *1	78	11:48.01 *2	162	13:15.21 *2
104	1:27.12	104	2:51.54	104	4:14.84	37	5:19.71 *1	187	6:46.42	18	7:51.36	102	9:02.92 *1	18	10:27.22	140	11:50.89 *1	140	13:17.09 *1
140	1:30.14	140	2:58.86	140	4:26.65	187	5:24.98	117	6:47.09	187	8:06.61	38	9:03.49	37	10:31.80 *2	145	11:52.51 *1	198	13:20.85 *1
198	1:32.95	198	3:00.34	198	4:27.68	117	5:25.47	78	6:49.07 *1	117	8:06.96	18	9:08.70	38	10:32.71	198	11:53.03 *1	145	13:32.32 *1
145	1:34.73	145	3:02.87	145	4:31.53	104	5:37.16	104	7:00.77	162	8:23.21 *1	86	9:13.85 *1	102	10:34.78 *1	102	12:03.99 *1	102	13:33.29 *1
102	1:35.99	102	3:05.63	102	4:35.21	140	5:53.39	37	7:04.31 *1	104	8:23.73	168	9:19.68 *1	117	10:45.94	117	12:08.75	86	13:53.80 *1
86	1:38.33	139	3:08.04	139	4:39.48	198	5:54.26	139	7:06.32 *1	78	8:28.20 *1	117	9:26.72	86	10:46.62 *1	187	12:12.24	168	13:58.40 *1
168	1:39.24	86	3:10.09	86	4:40.81	145	5:58.00	140	7:23.10			187	9:27.50	187	10:48.26	37	12:16.74 *2	78	13:58.53 *2
139	1:39.28	168	3:12.39	168	4:43.56	102	6:04.85	198	7:23.95			104	9:47.20	168	10:52.12 *1	86	12:18.68 *1	37	14:01.90 *2
78	1:48.31	78	3:27.28			86	6:11.94	145	7:25.21			162	10:00.33 *1	104	11:09.07	168	12:23.21 *1	187	14:28.77
162	1:50.55	162	3:30.06																
37	1:52.99	37	3:35.63																
81	2:04.67																		
240	2:08.51																		



HGPCA RACE FOR PRE-1966 GRAND PRIX CARS

RESULT - RACE 14

PI	No	CI	Name	Car	Laps	Time	Behind	MPH	Best Lap on	MPH	
1	22		Peter HORSMAN	Lotus 18/21 P1	19	20:02.32		93.24	1:02.58	14	94.29
2	79		Andrew HIBBERD	Lotus 18 915	19	20:06.30	3.98	92.94	1:02.34	9	94.65
3	3		Barry CANNELL	Brabham BT11A	19	20:50.90	48.58	89.62	1:04.63	17	91.30
4	66		Sid HOOLE	Cooper T66 F1	19	20:55.09	52.77	89.32	1:04.76	17	91.11
5	136		Andy WILLIS	Ferrari Dino	19	20:59.15	56.83	89.03	1:04.67	9	91.24
6	37		Eddy PERK	Heron F1	18	20:11.88	1 Lap	87.64	1:05.83	12	89.63
7	71		Alan BAILLIE	Cooper T71/73	18	20:12.70	1 Lap	87.58	1:05.52	12	90.05
8	21		Alex MORTON	Lotus 21 939/952	18	20:31.32	1 Lap	86.25	1:06.94	12	88.14
9	23		Nick TAYLOR	Lotus 18 914	18	20:41.50	1 Lap	85.55	1:07.29	11	87.69
10	128		Geoffrey UNDERWOOD	Cooper T56	17	20:08.88	2 Laps	82.97	1:08.87	16	85.67
11	32		Bernardo HARTOGS	Lotus 18/21 916	17	20:11.50	2 Laps	82.80	1:07.66	16	87.21
12	8		Tony DITHERIDGE	Cooper T45	17	20:19.49	2 Laps	82.25	1:09.44	8	84.97
13	34		John BUSSEY	Cooper T43	17	20:26.75	2 Laps	81.77	1:10.11	12	84.16
14	5		Erik STAES	Lotus 18.21 P2	17	20:28.35	2 Laps	81.66	1:09.64	17	84.73
15	45		Paul GRANT	Cooper Bristol Mk2 3/52	17	20:41.67	2 Laps	80.78	1:11.74	9	82.25
16	15		David WENMAN	Cooper Bristol Mk1 3/52	17	20:46.02	2 Laps	80.50	1:11.87	10	82.10
17	48		Graham ADELMAN	Maserati 250F 2522/23/26	17	20:52.38	2 Laps	80.09	1:09.15	8	85.33
18	41		Brian MAILE	Cooper T41	16	20:56.47	3 Laps	75.14	1:16.61	12	77.02
Not-Classified											
	50		Wulf GOETZE	Cooper T53	14	16:32.90	DNF	83.20	1:07.15	9	87.87
	36		Tony BEST	Lotus 21 934	11	13:33.20	DNF	79.81	1:09.08	10	85.41
	18		Sam WILSON	Lotus 18 372	10	11:05.72	DNF	88.63	1:02.37	9	94.60
	24		Chris MIDDLEHURST	Lotus 18 907	4	4:12.16	DNF	93.60	1:01.67	3	95.68
	14		Harindra DE SILVA	Lotus 24 946	1	1:58.33	DNF	49.86		0	0.00

Fastest Lap

24 Chris MIDDLEHURST Lotus 18 907 1:01.67 3 95.68

Car 48 - Time Includes 10s Penalty for JUMP START, Car 50- Time Includes 10s Penalty for INCORRECT GRID POSITION

Start Time : 12:14

Silverstone

23 Apr 17 12:37

Clerk of Course:

Time Issued:

Chief Timekeeper:

THESE RESULTS ARE PROVISIONAL UNTIL THE CONCLUSION OF ANY JUDICIAL AND TECHNICAL MATTERS


Timing by HS Sports Ltd - Results and Lap Times at www.theresultslive.co.uk/vintage-sports-car-club

RACE GRID

HGPCA RACE FOR PRE-1966 GRAND PRIX CARS

RACE 14

ROW 12	136 Andy WILLIS	32 Bernardo HARTOGS
ROW 11	14 Harindra DE SILVA	41 Brian MAILE
ROW 10	15 David WENMAN	45 Paul GRANT
ROW 9	34 John BUSSEY	8 Tony DITHERIDGE
ROW 8	48 Graham ADELMAN	5 Erik STAES
ROW 7	36 Tony BEST	128 Geoffrey UNDERWOOD
ROW 6	71 Alan BAILLIE	21 Alex MORTON
ROW 5	23 Nick TAYLOR	20 Marshall BAILEY
ROW 4	50 Wulf GOETZE	37 Eddy PERK
ROW 3	66 Sid HOOLE	3 Barry CANNELL
ROW 2	79 Andrew HIBBERD	18 Sam WILSON
ROW 1	22 Peter HORSMAN	24 Chris MIDDLEHURST
	POLE	



HGPCA RACE FOR PRE-1966 GRAND PRIX CARS

LAP TIMES - RACE 14

3 Barry CANNELL

Lap	1	2	3	4	5	6	7	8	9	10
1	1:11.76	1:05.58	1:05.90	1:05.21	1:05.36	1:06.53	1:06.42	1:05.21	1:05.28	1:06.36
11	1:05.59	1:04.96	1:06.32	1:05.35	1:05.25	1:05.30	1:04.63	1:05.08	1:04.81	

5 Erik STAES

Lap	1	2	3	4	5	6	7	8	9	10
1	1:17.31	1:11.41	1:24.71	1:12.73	1:12.66	1:12.33	1:10.68	1:10.73	1:10.87	1:11.85
11	1:10.52	1:10.27	1:10.38	1:11.85	1:10.40	1:10.01	1:09.64			

8 Tony DITHERIDGE

Lap	1	2	3	4	5	6	7	8	9	10
1	1:20.64	1:09.80	1:14.25	1:12.14	1:11.87	1:15.30	1:10.53	1:09.44	1:09.62	1:10.02
11	1:10.12	1:10.56	1:10.15	1:11.45	1:11.87	1:11.15	1:10.58			

14 Harindra DE SILVA

Lap	1	2	3	4	5	6	7	8	9	10
1	1:58.33									

15 David WENMAN

Lap	1	2	3	4	5	6	7	8	9	10
1	1:22.45	1:12.76	1:13.15	1:13.22	1:12.46	1:14.50	1:12.36	1:12.49	1:13.52	1:11.87
11	1:12.22	1:12.32	1:12.78	1:12.15	1:12.78	1:13.10	1:11.89			

18 Sam WILSON

Lap	1	2	3	4	5	6	7	8	9	10
1	1:06.78	1:02.70	1:02.64	1:03.35	1:03.51	1:02.62	1:04.78	1:03.90	1:02.37	1:33.07

21 Alex MORTON

Lap	1	2	3	4	5	6	7	8	9	10
1	1:14.08	1:08.17	1:08.07	1:08.25	1:09.00	1:07.53	1:07.83	1:08.40	1:07.88	1:07.86
11	1:07.49	1:06.94	1:08.22	1:07.55	1:07.66	1:08.36	1:09.78	1:08.25		

22 Peter HORSMAN

Lap	1	2	3	4	5	6	7	8	9	10
1	1:06.32	1:02.66	1:02.81	1:02.97	1:03.10	1:03.11	1:04.46	1:03.14	1:02.65	1:02.79
11	1:02.70	1:03.08	1:02.65	1:02.58	1:02.92	1:04.47	1:03.73	1:03.04	1:03.14	

23 Nick TAYLOR

Lap	1	2	3	4	5	6	7	8	9	10
1	1:15.18	1:07.88	1:07.78	1:08.67	1:08.35	1:07.66	1:07.61	1:08.62	1:08.00	1:07.92
11	1:07.29	1:08.28	1:08.02	1:09.03	1:10.56	1:10.46	1:09.30	1:10.89		

24 Chris MIDDLEHURST

Lap	1	2	3	4	5	6	7	8	9	10
1	1:04.90	1:02.03	1:01.67	1:03.56						

32 Bernardo HARTOGS

Lap	1	2	3	4	5	6	7	8	9	10
1	1:20.99	1:10.21	1:14.52	1:10.63	1:11.93	1:28.33	1:11.05	1:09.31	1:09.14	1:08.11

11 1:08.76 1:08.26 1:08.83 1:08.27 1:07.69 1:07.66 1:07.81

34 John BUSSEY

Lap	1	2	3	4	5	6	7	8	9	10
1	1:19.53	1:10.67	1:17.50	1:12.07	1:11.26	1:13.75	1:11.85	1:11.29	1:10.54	1:10.32
11	1:12.50	1:10.11	1:10.37	1:11.38	1:12.17	1:10.59	1:10.85			

36 Tony BEST

Lap	1	2	3	4	5	6	7	8	9	10
1	1:21.55	1:10.65	1:15.17	1:12.70	1:11.41	1:13.80	1:12.11	1:09.45	1:09.57	1:09.08
11	1:27.71									

37 Eddy PERK

Lap	1	2	3	4	5	6	7	8	9	10
1	1:11.64	1:08.12	1:08.05	1:07.68	1:07.44	1:07.47	1:07.12	1:07.59	1:07.81	1:07.55
11	1:06.44	1:05.83	1:06.08	1:06.13	1:07.62	1:06.88	1:06.09	1:06.34		

41 Brian MAILE

Lap	1	2	3	4	5	6	7	8	9	10
1	1:24.96	1:17.13	1:18.17	1:18.82	1:19.38	1:18.31	1:18.78	1:18.20	1:18.38	1:18.01
11	1:18.03	1:16.61	1:17.99	1:17.90	1:18.95	1:16.85				

45 Paul GRANT

Lap	1	2	3	4	5	6	7	8	9	10
1	1:20.35	1:12.59	1:14.92	1:13.10	1:12.47	1:13.25	1:12.27	1:11.80	1:11.74	1:12.13
11	1:12.12	1:12.00	1:13.18	1:11.99	1:12.26	1:12.75	1:12.75			

48 Graham ADELMAN

Lap	1	2	3	4	5	6	7	8	9	10
1	1:18.32	1:11.16	1:16.95	1:10.85	1:12.80	1:13.40	1:09.87	1:09.15	1:09.47	1:10.56
11	1:09.40	1:10.63	1:37.23	1:10.70	1:10.17	1:09.80	1:11.92			

50 Wulf GOETZE

Lap	1	2	3	4	5	6	7	8	9	10
1	1:13.13	1:08.22	1:07.52	1:07.88	1:08.45	1:07.69	1:07.77	1:07.97	1:07.15	1:08.09
11	1:07.55	1:08.60	1:08.25	1:34.63						

66 Sid HOOLE

Lap	1	2	3	4	5	6	7	8	9	10
1	1:10.12	1:06.77	1:06.22	1:06.84	1:06.05	1:06.16	1:05.84	1:05.35	1:05.39	1:06.11
11	1:06.78	1:05.75	1:05.44	1:05.97	1:05.47	1:04.95	1:04.76	1:05.80	1:05.32	

71 Alan BAILLIE

Lap	1	2	3	4	5	6	7	8	9	10
1	1:13.58	1:08.22	1:07.86	1:07.65	1:08.38	1:07.54	1:07.78	1:08.06	1:07.18	1:06.86
11	1:06.54	1:05.52	1:05.55	1:07.06	1:06.45	1:06.46	1:06.39	1:05.62		

79 Andrew HIBBERD

Lap	1	2	3	4	5	6	7	8	9	10
1	1:07.35	1:02.73	1:02.35	1:03.19	1:03.59	1:02.69	1:04.80	1:03.96	1:02.34	1:03.67
11	1:03.17	1:02.60	1:02.77	1:02.50	1:03.45	1:03.45	1:04.93	1:03.58	1:03.18	

128 Geoffrey UNDERWOOD

Lap	1	2	3	4	5	6	7	8	9	10
1	1:21.12	1:10.76	1:16.15	1:10.50	1:11.79	1:13.47	1:09.85	1:09.33	1:09.34	1:09.36
11	1:09.23	1:10.63	1:09.46	1:09.83	1:09.19	1:08.87	1:10.00			

136 Andy WILLIS

Lap	1	2	3	4	5	6	7	8	9	10
1	1:14.43	1:06.58	1:06.01	1:05.97	1:05.33	1:05.35	1:05.89	1:05.67	1:04.67	1:06.29
11	1:05.21	1:05.60	1:05.40	1:08.03	1:05.47	1:06.23	1:05.38	1:05.87	1:05.77	

Lap Chart

HGPCA RACE FOR PRE-1966 GRAND PRIX CARS - RACE 14

Lap 1		Lap 2		Lap 3		Lap 4		Lap 5		Lap 6		Lap 7		Lap 8		Lap 9		Lap 10	
No	Time	No	Time	No	Time	No	Time	No	Time	No	Time	No	Time	No	Time	No	Time	No	Time
24	1:04.90	24	2:06.93	24	3:08.60	24	4:12.16	22	5:17.86	22	6:20.97	22	7:25.43	22	8:28.57	22	9:31.22	22	10:34.01
22	1:06.32	22	2:08.98	22	3:11.79	22	4:14.76	18	5:18.98	18	6:21.60	18	7:26.38	18	8:30.28	18	9:32.65	79	10:36.67
18	1:06.78	18	2:09.48	18	3:12.12	18	4:15.47	41	5:19.08 *1	79	6:21.90	45	7:26.68 *1	79	8:30.66	79	9:33.00	48	10:51.97 *1
79	1:07.35	79	2:10.08	79	3:12.43	79	4:15.62	79	5:19.21	41	6:38.46 *1	79	7:26.70	48	8:33.35 *1	48	9:42.50 *1	128	10:52.31 *1
66	1:10.12	66	2:16.89	66	3:23.11	3	4:28.45	3	5:33.81	3	6:40.34	15	7:28.54 *1	128	8:33.64 *1	128	9:42.97 *1	8	10:53.59 *1
37	1:11.64	3	2:17.34	3	3:23.24	66	4:29.95	66	5:36.00	66	6:42.16	5	7:31.15 *1	8	8:34.53 *1	8	9:43.97 *1	36	10:56.41 *1
3	1:11.76	37	2:19.76	136	3:27.02	136	4:32.99	136	5:38.32	136	6:43.67	32	7:36.61 *1	34	8:36.63 *1	36	9:46.84 *1	34	10:58.46 *1
50	1:13.13	136	2:21.01	37	3:27.81	37	4:35.49	37	5:42.93	37	6:50.40	3	7:46.76	36	8:37.39 *1	34	9:47.92 *1	45	11:02.49 *1
71	1:13.58	50	2:21.35	50	3:28.87	50	4:36.75	50	5:45.20	50	6:52.89	66	7:48.00	45	8:38.95 *1	45	9:50.75 *1	5	11:03.43 *1
21	1:14.08	71	2:21.80	71	3:29.66	71	4:37.31	71	5:45.69	71	6:53.23	136	7:49.56	15	8:40.90 *1	5	9:52.56 *1	3	11:03.61
136	1:14.43	21	2:22.25	21	3:30.32	21	4:38.57	21	5:47.57	21	6:55.10	41	7:56.77 *1	5	8:41.83 *1	15	9:53.39 *1	66	11:04.85
23	1:15.18	23	2:23.06	23	3:30.84	23	4:39.51	23	5:47.86	23	6:55.52	37	7:57.52	32	8:47.66 *1	32	9:56.97 *1	18	11:05.72
5	1:17.31	5	2:28.72	8	3:44.69	32	4:56.35	32	6:08.28	48	7:23.48	50	8:00.66	3	8:51.97	3	9:57.25	32	11:06.11 *1
48	1:18.32	48	2:29.48	32	3:45.72	8	4:56.83	8	6:08.70	128	7:23.79	71	8:01.01	66	8:53.35	66	9:58.74	136	11:06.19
34	1:19.53	34	2:30.20	48	3:46.43	48	4:57.28	48	6:10.08	8	7:24.00	21	8:02.93	136	8:55.23	136	9:59.90	15	11:06.91 *1
45	1:20.35	8	2:30.44	36	3:47.37	128	4:58.53	128	6:10.32	34	7:24.78	23	8:03.13	37	9:05.11	37	10:12.92	37	11:20.47
8	1:20.64	32	2:31.20	34	3:47.70	34	4:59.77	34	6:11.03	36	7:25.28			50	9:08.63	50	10:15.78	71	11:23.11
32	1:20.99	128	2:31.88	45	3:47.86	36	5:00.07	36	6:11.48					71	9:09.07	71	10:16.25	50	11:23.87
128	1:21.12	36	2:32.20	128	3:48.03	45	5:00.96	45	6:13.43					21	9:11.33	21	10:19.21	21	11:27.07
36	1:21.55	45	2:32.94	15	3:48.36	15	5:01.58	15	6:14.04					23	9:11.75	23	10:19.75	23	11:27.67
15	1:22.45	15	2:35.21	5	3:53.43	5	5:06.16	5	6:18.82					41	9:15.55 *1	41	10:33.75 *1		
41	1:24.96	41	2:42.09	41	4:00.26														
14	1:58.33																		

Lap Chart

HGPCA RACE FOR PRE-1966 GRAND PRIX CARS - RACE 14

Lap 11		Lap 12		Lap 13		Lap 14		Lap 15		Lap 16		Lap 17		Lap 18		Lap 19		Lap 20	
No	Time	No	Time	No	Time	No	Time	No	Time	No	Time	No	Time	No	Time	No	Time	No	Time
22	11:36.71	22	12:39.79	22	13:42.44	22	14:45.02	22	15:47.94	22	16:52.41	22	17:56.14	22	18:59.18	22	20:02.32		
79	11:39.84	79	12:42.44	23	13:43.24 *1	79	14:47.71	79	15:51.16	37	16:52.57 *1	8	17:57.76 *2	79	19:03.12	79	20:06.30		
41	11:52.13 *2	41	13:10.14 *2	79	13:45.21	50	14:48.27 *1	45	15:51.92 *2	34	16:53.14 *2	37	17:59.45 *1	32	19:03.69 *2	128	20:08.88 *2		
128	12:01.67 *1	128	13:10.90 *1	3	14:20.48	21	14:49.72 *1	15	15:56.10 *2	71	16:54.23 *1	79	17:59.54	37	19:05.54 *1	32	20:11.50 *2		
48	12:02.53 *1	48	13:11.93 *1	128	14:21.53 *1	23	14:51.26 *1	21	15:57.27 *1	79	16:54.61	71	18:00.69 *1	71	19:07.08 *1	37	20:11.88 *1		
8	12:03.61 *1	8	13:13.73 *1	136	14:22.40	3	15:25.83	48	15:59.79 *2	5	16:58.30 *2	34	18:05.31 *2	8	19:08.91 *2	71	20:12.70 *1		
36	12:05.49 *1	3	13:14.16	48	14:22.56 *1	66	15:28.79	23	16:00.29 *1	41	17:02.77 *3	5	18:08.70 *2	34	19:15.90 *2	8	20:19.49 *2		
34	12:08.78 *1	136	13:17.00	66	14:22.82	136	15:30.43	3	16:31.08	45	17:03.91 *2	21	18:13.29 *1	5	19:18.71 *2	34	20:26.75 *2		
3	12:09.20	66	13:17.38	8	14:24.29 *1	128	15:30.99 *1	50	16:32.90 *1	21	17:04.93 *1	45	18:16.17 *2	21	19:23.07 *1	5	20:28.35 *2		
136	12:11.40	34	13:21.28 *1	41	14:28.17 *2	8	15:34.44 *1	66	16:34.26	15	17:08.25 *2	48	18:20.66 *2	45	19:28.92 *2	21	20:31.32 *1		
66	12:11.63	32	13:22.98 *1	32	14:31.24 *1	32	15:40.07 *1	136	16:35.90	48	17:10.49 *2	41	18:20.67 *3	48	19:30.46 *2	23	20:41.50 *1		
32	12:14.22 *1	5	13:25.80 *1	34	14:31.39 *1	34	15:41.76 *1	128	16:40.82 *1	23	17:10.85 *1	15	18:21.03 *2	23	19:30.61 *1	45	20:41.67 *2		
45	12:14.62 *1	45	13:26.74 *1	5	14:36.07 *1	41	15:44.78 *2	8	16:45.89 *1	3	17:36.38	23	18:21.31 *1	15	19:34.13 *2	15	20:46.02 *2		
5	12:15.28 *1	15	13:31.00 *1	45	14:38.74 *1	37	15:44.95	32	16:48.34 *1	66	17:39.21	3	18:41.01	41	19:39.62 *3	3	20:50.90		
15	12:18.78 *1	37	13:32.74	37	14:38.82	5	15:46.45 *1			136	17:42.13	66	18:43.97	3	19:46.09	48	20:52.38 *2		
37	12:26.91	36	13:33.20 *1	71	14:40.72	71	15:47.78			128	17:50.01 *1	136	18:47.51	66	19:49.77	66	20:55.09		
71	12:29.65	71	13:35.17	15	14:43.32 *1					32	17:56.03 *1	128	18:58.88 *1	136	19:53.38	41	20:56.47 *3		
50	12:31.42	50	13:40.02													136	20:59.15		
21	12:34.56	21	13:41.50																
23	12:34.96																		



ALL-COMERS HANDICAP RACE FOR PRE-WAR CARS (VSCC SET 6)

RESULT - RACE 15

Pl	No	Cl	Name	Car	Laps	Time	Behind	MPH	Best Lap on	MPH
1	149		Anthony FENWICK-WILSON	Railton LS Tourer	5	7:30.05		65.55	1:29.29	4 66.08
2	151		Douglas MARTIN	Hillegass Sprint Car	5	7:30.81	0.76	65.44	1:28.83	4 66.42
3	87		David SEBER	Wolseley Hornet Special	5	7:40.26	10.21	71.91	1:19.84	2 73.90
4	91		Robert MIDDLETON	Aston Martin Speed 'Red	5	7:41.66	11.61	68.35	1:24.05	5 70.20
5	32		Richard ILIFFE	Riley Kestrel 12/4 Spl	5	7:44.16	14.11	69.55	1:23.41	3 70.74
6	14		Jo BLAKENEY-EDWARDS	Frazer Nash Super Sports	5	7:44.82	14.77	67.85	1:25.19	5 69.26
7	102		David OZANNE	Aston Martin Speed Ulster	5	7:50.20	20.15	65.53	1:28.32	3 66.81
8	89		Hugh BIRLEY	Austin 7 Ulster	5	8:00.02	29.97	61.46	1:35.40	4 61.85
9	192		Simon DIFFEY	Aston Martin Ulster	5	8:02.09	32.04	61.20	1:29.06	4 66.25

Fastest Lap

87	David SEBER	Wolseley Hornet Specia	1:19.84	2	73.90
----	-------------	------------------------	---------	---	-------

Start Time : 13:34

Silverstone

23 Apr 17 13:46

Clerk of Course:

Time Issued:

Chief Timekeeper:

THESE RESULTS ARE PROVISIONAL UNTIL THE CONCLUSION OF ANY JUDICIAL AND TECHNICAL MATTERS

Timing by HS Sports Ltd - Results and Lap Times at www.theresultslive.co.uk/vintage-sports-car-club

ALL-COMERS HANDICAP RACE FOR PRE-WAR CARS (VSCC SET 6)

LAP TIMES - RACE 15

14 Jo BLAKENEY-EDWARDS

Lap	1	2	3	4	5	6	7	8	9	10
1	1:56.75	1:27.63	1:27.21	1:28.04	1:25.19					

32 Richard ILIFFE

Lap	1	2	3	4	5	6	7	8	9	10
1	2:07.15	1:25.74	1:23.41	1:23.58	1:24.28					

87 David SEBER

Lap	1	2	3	4	5	6	7	8	9	10
1	2:14.33	1:19.84	1:20.35	1:21.86	1:23.88					

89 Hugh BIRLEY

Lap	1	2	3	4	5	6	7	8	9	10
1	1:37.66	1:35.56	1:35.63	1:35.40	1:35.77					

91 Robert MIDDLETON

Lap	1	2	3	4	5	6	7	8	9	10
1	1:57.79	1:27.06	1:26.61	1:26.15	1:24.05					

102 David OZANNE

Lap	1	2	3	4	5	6	7	8	9	10
1	1:51.99	1:30.47	1:28.32	1:29.76	1:29.66					

149 Anthony FENWICK-WILSON

Lap	1	2	3	4	5	6	7	8	9	10
1	1:31.63	1:29.74	1:29.55	1:29.29	1:29.84					

151 Douglas MARTIN

Lap	1	2	3	4	5	6	7	8	9	10
1	1:32.21	1:30.08	1:29.54	1:28.83	1:30.15					

192 Simon DIFFEY

Lap	1	2	3	4	5	6	7	8	9	10
1	2:02.89	1:31.26	1:29.51	1:29.06	1:29.37					

Lap Chart

ALL-COMERS HANDICAP RACE FOR PRE-WAR CARS (VSCC SET 6) - RACE 15

Lap 1		Lap 2		Lap 3		Lap 4		Lap 5		Lap 6		Lap 7		Lap 8		Lap 9		Lap 10	
No	Time	No	Time	No	Time	No	Time	No	Time	No	Time	No	Time	No	Time	No	Time	No	Time
149	1:31.63	149	3:01.37	149	4:30.92	149	6:00.21	149	7:30.05										
151	1:32.21	151	3:02.29	151	4:31.83	151	6:00.66	151	7:30.81										
89	1:37.66	89	3:13.22	89	4:48.85	87	6:16.38	87	7:40.26										
102	1:51.99	102	3:22.46	102	4:50.78	91	6:17.61	91	7:41.66										
14	1:56.75	14	3:24.38	91	4:51.46	14	6:19.63	32	7:44.16										
91	1:57.79	91	3:24.85	14	4:51.59	32	6:19.88	14	7:44.82										
192	2:02.89	32	3:32.89	87	4:54.52	102	6:20.54	102	7:50.20										
32	2:07.15	192	3:34.15	32	4:56.30	89	6:24.25	89	8:00.02										
87	2:14.33	87	3:34.17	192	5:03.66	192	6:32.72	192	8:02.09										



ALL-COMERS HANDICAP RACE FOR PRE-WAR CARS (VSCC SET 6)

RESULT - RACE 15a

PI	No	CI	Name	Car	Laps	Time	Behind	MPH	Best Lap on	MPH
1	168		Stephen RIDDINGTON	Riley 12/4 Special	5	8:16.94		61.86	1:29.42	4 65.99
2	181		Ian FYFE	Alvis 12/70 Special	5	8:20.79	3.85	60.11	1:37.87	4 60.29
3	158		Stephanie WILTON	Austin S/S	5	8:25.31	8.37	58.38	1:38.28	4 60.04
4	53		Leonard LORD	Riley Falcon	5	8:27.48	10.54	59.30	1:37.91	5 60.26
5	98		John SEBER	MG PB	5	8:28.01	11.07	60.45	1:33.21	2 63.30
6	225		Rebecca SMITH	Vauxhall A/D Type	5	8:31.60	14.66	52.26	1:49.76	4 53.76
7	173		Roland WOODTLI	Riley 15/6 Special	5	8:40.55	23.61	58.36	1:39.93	5 59.05
8	41		Adam GENTILLI	Frazer Nash TT Replica	5	8:47.18	30.24	58.17	1:36.75	5 60.99

Fastest Lap

168	Stephen RIDDINGTON	Riley 12/4 Special	1:29.42	4	65.99
-----	--------------------	--------------------	---------	---	-------

Start Time : 13:51

Silverstone

23 Apr 17 14:05

Clerk of Course:

Time Issued:

Chief Timekeeper:

THESE RESULTS ARE PROVISIONAL UNTIL THE CONCLUSION OF ANY JUDICIAL AND TECHNICAL MATTERS

Timing by HS Sports Ltd - Results and Lap Times at www.theresultslive.co.uk/vintage-sports-car-club

ALL-COMERS HANDICAP RACE FOR PRE-WAR CARS (VSCC SET 6)

LAP TIMES - RACE 15a

41	Adam GENTILLI										
	Lap	1	2	3	4	5	6	7	8	9	10
	1	2:18.82	1:36.84	1:37.57	1:37.20	1:36.75					

53	Leonard LORD										
	Lap	1	2	3	4	5	6	7	8	9	10
	1	1:49.64	1:40.26	1:40.43	1:39.24	1:37.91					

98	John SEBER										
	Lap	1	2	3	4	5	6	7	8	9	10
	1	2:14.46	1:33.21	1:33.24	1:33.38	1:33.72					

158	Stephanie WILTON										
	Lap	1	2	3	4	5	6	7	8	9	10
	1	1:42.18	1:41.15	1:42.86	1:38.28	1:40.84					

168	Stephen RIDDINGTON										
	Lap	1	2	3	4	5	6	7	8	9	10
	1	2:12.76	1:31.32	1:30.02	1:29.42	1:33.42					

173	Roland WOODTLI										
	Lap	1	2	3	4	5	6	7	8	9	10
	1	1:57.70	1:41.48	1:40.45	1:40.99	1:39.93					

181	Ian FYFE										
	Lap	1	2	3	4	5	6	7	8	9	10
	1	1:46.01	1:39.19	1:39.82	1:37.87	1:37.90					

225	Rebecca SMITH										
	Lap	1	2	3	4	5	6	7	8	9	10
	1		2:56.50	1:53.22	1:52.12	1:49.76					

Lap Chart

ALL-COMERS HANDICAP RACE FOR PRE-WAR CARS (VSCC SET 6) - RACE 15a

Lap 1		Lap 2		Lap 3		Lap 4		Lap 5		Lap 6		Lap 7		Lap 8		Lap 9		Lap 10	
No	Time	No	Time	No	Time	No	Time	No	Time	No	Time	No	Time	No	Time	No	Time	No	Time
158	1:42.18	225	2:56.50	225	4:49.72	225	6:41.84	168	8:16.94										
181	1:46.01	158	3:23.33	181	5:05.02	181	6:42.89	181	8:20.79										
53	1:49.64	181	3:25.20	158	5:06.19	168	6:43.52	158	8:25.31										
173	1:57.70	53	3:29.90	53	5:10.33	158	6:44.47	53	8:27.48										
168	2:12.76	173	3:39.18	168	5:14.10	53	6:49.57	98	8:28.01										
98	2:14.46	168	3:44.08	173	5:19.63	98	6:54.29	225	8:31.60										
41	2:18.82	98	3:47.67	98	5:20.91	173	7:00.62	173	8:40.55										
		41	3:55.66	41	5:33.23	41	7:10.43	41	8:47.18										



HRDC COOMBS HERITAGE CHALLENGE

RESULT - RACE 16

PI	No	CI	Name	Car	Laps	Time	Behind	MPH	Best Lap on	MPH	
1	55		Alistair DYSON	Jaguar Mk.2	24	30:03.15		78.53	1:13.41	12	80.38
2	48		Richard BUTTERFIELD	Jaguar Mk.1	24	30:12.88	9.73	78.11	1:14.07	10	79.66
3	101		Nigel WEBB	Jaguar Mk.2	24	30:16.11	12.96	77.97	1:13.89	10	79.85
4	9		Darren McWHIRTER	Jaguar Mk.1	24	30:17.85	14.70	77.90	1:13.78	7	79.97
5	31		Les ELY	Jaguar Mk.1	24	30:26.34	23.19	77.54	1:14.37	4	79.34
6	12		Grant WILLIAMS	Jaguar Mk.1	24	30:35.66	32.51	77.14	1:13.27	5	80.53
7	16		Tom BARCLAY	Jaguar Mk.1	24	30:39.48	36.33	76.98	1:15.27	24	78.39
8	23		Tom LENTHALL	Jaguar Mk.1	24	30:40.08	36.93	76.96	1:15.12	9	78.55
9	58		Derek PEARCE	Jaguar Mk.2	23	30:36.12	1 Lap	73.91	1:17.15	4	76.48
10	22		Tom HARRIS	Jaguar Mk.7	22	31:25.00	2 Laps	68.86	1:22.81	11	71.25

Not-Classified

115			Peter DORLIN	Jaguar Mk.2	17	21:14.45	DNF	78.71	1:13.63	5	80.14
	1		Guy HARMAN	Jaguar Mk.1	16	21:09.05	DNF	74.39	1:17.14	12	76.49
	25		Guy CONNEW	Jaguar Mk.1	13	16:38.67	DNF	76.81	1:15.68	12	77.97
	49		Diane OSBORNE	Jaguar Mk.1	3	4:11.91	DNF	70.27	1:18.43	2	75.23
	31		Tim KNELLER	Riley TT Sprite	1	18:54.18	DNF	5.20		0	0.00

Fastest Lap

12			Grant WILLIAMS	Jaguar Mk.1					1:13.27	5	80.53
----	--	--	----------------	-------------	--	--	--	--	---------	---	-------

Start Time : 14:09

Silverstone

23 Apr 17 14:42

Clerk of Course:

Time Issued:


Chief Timekeeper:

THESE RESULTS ARE PROVISIONAL UNTIL THE CONCLUSION OF ANY JUDICIAL AND TECHNICAL MATTERS

Timing by HS Sports Ltd - Results and Lap Times at www.theresultslive.co.uk/vintage-sports-car-club




RACE GRID



HRDC COOMBS HERITAGE CHALLENGE

RACE 16

ROW 8		
ROW 7	22 01:22.920 Tom HARRIS	58 01:18.020 Derek PEARCE
ROW 6	49 01:17.570 Diane OSBORNE	1 01:16.860 Guy HARMAN
ROW 5	23 01:16.710 Tom LENTHALL	16 01:16.260 Tom BARCLAY
ROW 4	25 01:15.970 Guy CONNEW	31 01:15.180 Les ELY
ROW 3	9 01:14.220 Darren McWHIRTER	48 01:14.030 Richard BUTTERFIELD
ROW 2	115 01:13.960 Peter DORLIN	55 01:13.870 Alistair DYSON
ROW 1	101 01:13.760 Nigel WEBB	12 01:12.880 Grant WILLIAMS
Grid Used: White Markings		POLE



HRDC COOMBS HERITAGE CHALLENGE

LAP TIMES - RACE 16

1 Guy HARMAN

Lap	1	2	3	4	5	6	7	8	9	10
1	1:24.60	1:18.00	1:18.62	1:19.01	1:19.01	1:18.36	1:19.03	1:18.06	1:17.59	1:17.46
11	1:17.54	1:17.14	1:17.50	1:18.42	1:26.15	1:22.56				

9 Darren McWHIRTER

Lap	1	2	3	4	5	6	7	8	9	10
1	1:22.55	1:15.82	1:14.92	1:15.21	1:14.40	1:14.33	1:13.78	1:13.91	1:14.49	1:14.86
11	1:14.85	1:15.45	1:15.25	1:15.50	1:16.53	1:17.79	1:17.58	1:17.90	1:16.17	1:16.15
21	1:15.57	1:14.48	1:15.86	1:14.50						

12 Grant WILLIAMS

Lap	1	2	3	4	5	6	7	8	9	10
1	1:18.04	1:14.33	1:13.84	1:13.91	1:13.27	1:14.12	1:15.26	1:16.70	1:15.05	1:14.59
11	1:13.94	1:26.73	1:15.82	1:17.17	1:19.00	1:20.25	1:19.69	1:18.41	1:16.64	1:16.28
21	1:16.17	1:15.50	1:15.08	1:15.87						

16 Tom BARCLAY

Lap	1	2	3	4	5	6	7	8	9	10
1	1:22.34	1:15.90	1:17.15	1:16.86	1:16.84	1:16.98	1:16.25	1:16.09	1:15.77	1:15.97
11	1:15.91	1:16.36	1:15.90	1:16.00	1:16.89	1:18.19	1:16.25	1:16.59	1:17.44	1:17.18
21	1:15.90	1:15.98	1:15.47	1:15.27						

22 Tom HARRIS

Lap	1	2	3	4	5	6	7	8	9	10
1	1:30.16	1:24.00	1:24.41	1:23.72	1:24.34	1:23.75	1:24.32	1:25.14	1:24.66	1:23.74
11	1:22.81	1:23.26	1:24.48	1:35.73	1:28.33	1:28.56	1:27.90	1:25.93	1:24.94	1:24.67
21	1:24.27	1:25.88								

23 Tom LENTHALL

Lap	1	2	3	4	5	6	7	8	9	10
1	1:23.47	1:16.65	1:15.96	1:16.56	1:16.03	1:16.28	1:16.53	1:15.79	1:15.12	1:16.49
11	1:16.27	1:16.19	1:16.37	1:15.94	1:17.14	1:17.85	1:16.34	1:17.62	1:17.00	1:16.61
21	1:15.76	1:15.92	1:15.86	1:16.33						

25 Guy CONNEW

Lap	1	2	3	4	5	6	7	8	9	10
1	1:23.19	1:17.59	1:16.64	1:16.59	1:15.98	1:16.31	1:16.29	1:16.28	1:15.81	1:15.82
11	1:16.54	1:15.68	1:15.95	1:17.11						

31 Les ELY

Lap	1	2	3	4	5	6	7	8	9	10
1	1:20.95	1:15.08	1:14.49	1:14.37	1:14.41	1:14.91	1:14.91	1:14.73	1:15.32	1:14.79
11	1:14.97	1:15.13	1:15.58	1:15.50	1:17.15	1:17.16	1:17.50	1:17.19	1:16.99	1:16.19
21	1:16.53	1:16.57	1:17.94	1:17.98						

31 Tim KNELLER

Lap	1	2	3	4	5	6	7	8	9	10
1	18:54.18									

48 Richard BUTTERFIELD

Lap	1	2	3	4	5	6	7	8	9	10
1	1:20.48	1:14.42	1:14.55	1:14.08	1:14.09	1:14.93	1:14.98	1:14.40	1:14.79	1:14.07
11	1:14.93	1:15.23	1:15.07	1:15.39	1:15.56	1:17.54	1:16.02	1:16.97	1:16.05	1:16.67
21	1:16.03	1:15.94	1:15.55	1:15.14						

49 Diane OSBORNE

Lap	1	2	3	4	5	6	7	8	9	10
1	1:25.46	1:18.43	1:28.02							

55 Alistair DYSON

Lap	1	2	3	4	5	6	7	8	9	10
1	1:19.33	1:14.72	1:14.04	1:13.89	1:13.79	1:13.93	1:13.71	1:14.33	1:14.67	1:14.33
11	1:14.43	1:13.41	1:13.71	1:14.00	1:14.91	1:17.76	1:17.78	1:17.27	1:15.81	1:15.40
21	1:15.20	1:15.63	1:15.27	1:15.83						

58 Derek PEARCE

Lap	1	2	3	4	5	6	7	8	9	10
1	1:25.69	1:17.43	1:17.69	1:17.15	1:17.64	1:18.44	1:17.75	1:18.13	1:18.12	1:17.25
11	1:17.17	1:17.56	1:17.36	1:18.64	1:41.58	1:21.69	1:22.39	1:19.27	1:20.81	1:19.01
21	1:19.19	1:17.79	1:18.37							

101 Nigel WEBB

Lap	1	2	3	4	5	6	7	8	9	10
1	1:20.32	1:15.09	1:14.60	1:14.43	1:14.29	1:14.68	1:14.70	1:14.54	1:15.40	1:13.89
11	1:14.86	1:15.02	1:14.78	1:15.23	1:16.21	1:18.08	1:17.48	1:19.47	1:16.16	1:15.18
21	1:16.09	1:15.03	1:15.38	1:15.20						

115 Peter DORLIN

Lap	1	2	3	4	5	6	7	8	9	10
1	1:18.60	1:14.80	1:14.02	1:13.74	1:13.63	1:14.12	1:13.93	1:14.33	1:14.83	1:14.43
11	1:15.08	1:14.22	1:14.80	1:15.03	1:16.03	1:16.04	1:16.82			

Lap Chart

HRDC COOMBS HERITAGE CHALLENGE - RACE 16

Lap 1		Lap 2		Lap 3		Lap 4		Lap 5		Lap 6		Lap 7		Lap 8		Lap 9		Lap 10	
No	Time	No	Time	No	Time	No	Time	No	Time	No	Time	No	Time	No	Time	No	Time	No	Time
12	1:18.04	12	2:32.37	12	3:46.21	12	5:00.12	12	6:13.39	12	7:27.51	12	8:42.77	115	9:57.17	115	11:12.00	115	12:26.43
115	1:18.60	115	2:33.40	115	3:47.42	115	5:01.16	115	6:14.79	115	7:28.91	115	8:42.84	55	9:57.74	55	11:12.41	55	12:26.74
55	1:19.33	55	2:34.05	55	3:48.09	55	5:01.98	55	6:15.77	55	7:29.70	55	8:43.41	12	9:59.47	12	11:14.52	12	12:29.11
101	1:20.32	48	2:34.90	48	3:49.45	48	5:03.53	48	6:17.62	48	7:32.55	48	8:47.53	48	10:01.93	48	11:16.72	48	12:30.79
48	1:20.48	101	2:35.41	101	3:50.01	101	5:04.44	101	6:18.73	101	7:33.41	101	8:48.11	101	10:02.65	101	11:18.05	101	12:31.94
31	1:20.95	31	2:36.03	31	3:50.52	31	5:04.89	31	6:19.30	31	7:34.21	31	8:49.12	31	10:03.85	31	11:19.17	31	12:33.96
16	1:22.34	16	2:38.24	9	3:53.29	9	5:08.50	9	6:22.90	9	7:37.23	9	8:51.01	9	10:04.92	9	11:19.41	9	12:34.27
9	1:22.55	9	2:38.37	16	3:55.39	16	5:12.25	23	6:28.67	23	7:44.95	23	9:01.48	23	10:17.27	22	11:19.84 *1	22	12:44.50 *1
25	1:23.19	23	2:40.12	23	3:56.08	23	5:12.64	16	6:29.09	16	7:46.07	16	9:02.32	16	10:18.41	23	11:32.39	23	12:48.88
23	1:23.47	25	2:40.78	25	3:57.42	25	5:14.01	25	6:29.99	25	7:46.30	25	9:02.59	25	10:18.87	16	11:34.18	16	12:50.15
1	1:24.60	1	2:42.60	58	4:00.81	58	5:17.96	58	6:35.60	58	7:54.04	58	9:11.79	58	10:29.92	25	11:34.68	25	12:50.50
49	1:25.46	58	2:43.12	1	4:01.22	1	5:20.23	1	6:39.24	1	7:57.60	1	9:16.63	1	10:34.69	58	11:48.04	58	13:05.29
58	1:25.69	49	2:43.89	49	4:11.91	22	5:42.29	22	7:06.63	22	8:30.38	22	9:54.70			1	11:52.28	1	13:09.74
22	1:30.16	22	2:54.16	22	4:18.57														

Lap Chart

HRDC COOMBS HERITAGE CHALLENGE - RACE 16

Lap 11		Lap 12		Lap 13		Lap 14		Lap 15		Lap 16		Lap 17		Lap 18		Lap 19		Lap 20	
No	Time	No	Time	No	Time	No	Time	No	Time	No	Time	No	Time	No	Time	No	Time	No	Time
55	13:41.17	55	14:54.58	55	16:08.29	55	17:22.29	55	18:37.20	55	19:54.96	55	21:12.74	55	22:30.01	55	23:45.82	55	25:01.22
115	13:41.51	115	14:55.73	115	16:10.53	115	17:25.56	115	18:41.59	58	19:57.60 *1	115	21:14.45	48	22:37.50	48	23:53.55	48	25:10.22
12	13:43.05	48	15:00.95	48	16:16.02	48	17:31.41	48	18:46.97	115	19:57.63	58	21:19.29 *1	58	22:41.68 *1	101	23:59.23	101	25:14.41
48	13:45.72	101	15:01.82	101	16:16.60	101	17:31.83	101	18:48.04	48	20:04.51	48	21:20.53	101	22:43.07	58	24:00.95 *1	31	25:17.32
101	13:46.80	31	15:04.06	31	16:19.64	31	17:35.14	9	18:51.85	101	20:06.12	22	21:22.85 *2	31	22:44.14	31	24:01.13	9	25:17.44
31	13:48.93	9	15:04.57	9	16:19.82	9	17:35.32	31	18:52.29	31	20:09.45	101	21:23.60	9	22:45.12	9	24:01.29	58	25:21.76 *1
9	13:49.12	12	15:09.78	12	16:25.60	12	17:42.77	31	18:54.18 *14	9	20:09.64	31	21:26.95	22	22:51.41 *2	12	24:16.76	12	25:33.04
23	14:05.15	23	15:21.34	23	16:37.71	23	17:53.65	12	19:01.77	12	20:22.02	9	21:27.22	12	23:00.12	22	24:19.31 *2	23	25:36.21
16	14:06.06	16	15:22.42	16	16:38.32	16	17:54.32	23	19:10.79	23	20:28.64	12	21:41.71	16	23:02.24	23	24:19.60	16	25:36.86
25	14:07.04	25	15:22.72	25	16:38.67	25	17:55.78	16	19:11.21	16	20:29.40	23	21:44.98	23	23:02.60	16	24:19.68	22	25:45.24 *2
22	14:08.24 *1	22	15:31.05 *1	22	16:54.31 *1	58	18:16.02	1	19:46.49	1	21:09.05	16	21:45.65						
58	14:22.46	58	15:40.02	58	16:57.38	22	18:18.79 *1	22	19:54.52 *1										
1	14:27.28	1	15:44.42	1	17:01.92	1	18:20.34												

Lap Chart

HRDC COOMBS HERITAGE CHALLENGE - RACE 16

Lap 21		Lap 22		Lap 23		Lap 24		Lap 25		Lap 26		Lap 27		Lap 28		Lap 29		Lap 30	
No	Time	No	Time	No	Time	No	Time	No	Time	No	Time	No	Time	No	Time	No	Time	No	Time
55	26:16.42	55	27:32.05	55	28:47.32	55	30:03.15												
48	26:26.25	48	27:42.19	48	28:57.74	48	30:12.88												
101	26:30.50	101	27:45.53	101	29:00.91	101	30:16.11												
9	26:33.01	9	27:47.49	9	29:03.35	9	30:17.85												
31	26:33.85	31	27:50.42	31	29:08.36	31	30:26.34												
58	26:40.77 *1	58	27:59.96 *1	58	29:17.75 *1	12	30:35.66												
12	26:49.21	12	28:04.71	12	29:19.79	58	30:36.12 *1												
23	26:51.97	23	28:07.89	23	29:23.75	16	30:39.48												
16	26:52.76	16	28:08.74	16	29:24.21	23	30:40.08												
22	27:10.18 *2	22	28:34.85 *2	22	29:59.12 *2	22	31:25.00 *2												



AR MOTORSPORT MORGAN CHALLENGE

RESULT - RACE 17

PI	No	CI	Name	Car	Laps	Time	Behind	MPH	Best Lap on	MPH
1	29		Keith AHLERS	Morgan Plus 8	19	20:38.24		90.54	1:03.83	8 92.44
2	1		Elliot PATERSON	Morgan ARV6	19	20:57.96	19.72	89.12	1:05.11	18 90.62
3	66		Andrew THOMPSON	Morgan ARV6	19	21:13.68	35.44	88.02	1:06.12	16 89.24
4	85		Andy GREEN	Morgan Plus 8	19	21:14.54	36.30	87.96	1:05.64	0 89.89
5	81		Roger WHITESIDE	Morgan Plus 8	19	21:16.12	37.88	87.85	1:05.09	19 90.65
6	87		Tony LEES	Morgan Plus 8	19	21:23.06	44.82	87.38	1:05.84	7 89.62
7	67		Dominic HOUSE	Morgan Roadster	19	21:28.49	50.25	87.01	1:06.81	16 88.32
8	4		Jonathan EDWARDS	Morgan Plus 8	19	21:41.88	1:03.64	86.11	1:06.93	15 88.16
9	15		John MILBANK	Morgan 4/4	18	20:44.91	1 Lap	85.31	1:07.60	10 87.28
10	61		Simon BAINES	Morgan Roadster	18	20:46.71	1 Lap	85.19	1:07.53	15 87.37
11	69		Tony HIRST	Morgan ARV6	18	20:51.54	1 Lap	84.86	1:06.19	15 89.14
12	45		Tim PARSONS	Morgan 4/4 Supersports	18	20:55.13	1 Lap	84.62	1:08.49	17 86.15
13	21		Craig HAMILTON SMITH	Morgan Plus 4 BabyDoll	18	21:09.50	1 Lap	83.66	1:07.87	11 86.94
14	46		Phill THOMAS	Morgan Plus 4 BabyDoll	18	21:09.94	1 Lap	83.63	1:09.42	5 85.00
15	54		Philip ST CLAIR TISDALL	Morgan Plus 8	18	21:10.71	1 Lap	83.58	1:08.27	15 86.43
16	25		Tim AYRES	Morgan Plus 8	18	21:17.92	1 Lap	83.11	1:09.30	16 85.14
17	56		Steven McDONALD	Morgan Plus 8	18	21:18.23	1 Lap	83.09	1:08.79	12 85.77
18	42		Peter COLE	Morgan Roadster	18	21:29.17	1 Lap	82.38	1:09.58	12 84.80
19	90		Tony RIVERS	Morgan Roadster	18	21:33.39	1 Lap	82.12	1:09.31	14 85.13
20	26		Greg PARNELL	Morgan Aero 8	18	21:39.45	1 Lap	81.73	1:10.41	18 83.80
21	16		Brett SYNDERCOMBE	Morgan 4/4	18	21:40.13	1 Lap	81.69	1:10.24	18 84.00
22	34		Peter SARGEANT	Morgan Plus 8	17	20:42.23	2 Laps	80.75	1:11.21	13 82.86
23	36		Richard FOHL	Morgan Roadster	17	20:42.69	2 Laps	80.72	1:10.55	13 83.63
24	71		Kelvin LAIDLAW	Morgan Roadster	17	20:43.00	2 Laps	80.70	1:11.22	17 82.85
25	51		Paul BRYAN	Morgan 4/4	17	20:54.87	2 Laps	79.93	1:11.55	17 82.47
26	22		James SUMNER	Morgan 4/4	17	20:55.64	2 Laps	79.88	1:11.99	17 81.96
27	47		Peter RAFTER	Morgan Plus 8	17	21:36.50	2 Laps	77.37	1:13.11	16 80.71
28	31		John BEVAN	Morgan Roadster	15	20:45.23	4 Laps	71.08	1:18.47	3 75.19

Fastest Lap

29	Keith AHLERS	Morgan Plus 8	1:03.83	8	92.44
----	--------------	---------------	---------	---	-------

Start Time : 15:01

Silverstone

23 Apr 17 15:30

Clerk of Course:

Time Issued:

Chief Timekeeper:

THESE RESULTS ARE PROVISIONAL UNTIL THE CONCLUSION OF ANY JUDICIAL AND TECHNICAL MATTERS

Timing by HS Sports Ltd - Results and Lap Times at www.theresultslive.co.uk/vintage-sports-car-club

RACE GRID

AR MOTORSPORT MORGAN CHALLENGE

RACE 17

ROW 16

--	--

ROW 15

71 Kelvin LAIDLAW	87 Tony LEES
--------------------------	---------------------

ROW 14

47 Peter RAFTER	61 Simon BAINES
------------------------	------------------------

ROW 13

31 John BEVAN	33 Will SARGENT
----------------------	------------------------

ROW 12

51 Paul BRYAN	22 James SUMNER
----------------------	------------------------

ROW 11

75 Richard CARTER	56 Steven McDONALD
--------------------------	---------------------------

ROW 10

36 Richard FOHL	52 Tom DAILEY
------------------------	----------------------

ROW 9

26 Greg PARNELL	90 Tony RIVERS
------------------------	-----------------------

ROW 8

42 Peter COLE	16 Brett SYNDERCOMBE
----------------------	-----------------------------

ROW 7

25 Tim AYRES	54 Philip ST CLAIR TISDALL
---------------------	-----------------------------------

ROW 6

46 Phill THOMAS	45 Tim PARSONS
------------------------	-----------------------

ROW 5

15 John MILBANK	21 Craig HAMILTON SMITH
------------------------	--------------------------------

ROW 4

4 Jonathan EDWARDS	67 Dominic HOUSE
---------------------------	-------------------------

ROW 3

66 Andrew THOMPSON	69 Tony HIRST
---------------------------	----------------------

ROW 2


85 Andy GREEN	81 Roger WHITESIDE
----------------------	---------------------------

ROW 1

1 Elliot PATERSON	29 Keith AHLERS
--------------------------	------------------------

Grid Used: White Markings

POLE



AR MOTORSPORT MORGAN CHALLENGE

LAP TIMES - RACE 17

1 Elliot PATERSON

Lap	1	2	3	4	5	6	7	8	9	10
1	1:10.35	1:06.46	1:05.93	1:05.70	1:05.52	1:05.83	1:05.58	1:05.83	1:06.41	1:06.03
11	1:05.86	1:06.73	1:05.67	1:05.84	1:06.46	1:06.95	1:06.54	1:05.11	1:05.16	

4 Jonathan EDWARDS

Lap	1	2	3	4	5	6	7	8	9	10
1	1:17.15	1:09.75	1:08.92	1:08.90	1:07.46	1:07.72	1:08.62	1:08.10	1:07.75	1:07.64
11	1:07.54	1:08.06	1:07.38	1:08.07	1:06.93	1:08.11	1:08.02	1:08.41	1:07.35	

15 John MILBANK

Lap	1	2	3	4	5	6	7	8	9	10
1	1:16.92	1:09.41	1:08.63	1:08.78	1:08.06	1:08.00	1:09.17	1:08.30	1:07.68	1:07.60
11	1:08.06	1:08.07	1:08.35	1:08.51	1:08.76	1:08.90	1:08.92	1:12.79		

16 Brett SYNDERCOMBE

Lap	1	2	3	4	5	6	7	8	9	10
1	1:22.51	1:14.35	1:12.63	1:11.99	1:11.34	1:11.30	1:11.38	1:11.59	1:12.07	1:11.05
11	1:10.39	1:11.60	1:11.81	1:11.33	1:11.92	1:11.48	1:11.15	1:10.24		

21 Craig HAMILTON SMITH

Lap	1	2	3	4	5	6	7	8	9	10
1	1:18.40	1:11.17	1:10.16	1:09.45	1:10.03	1:08.68	1:09.46	1:08.35	1:08.25	1:09.01
11	1:07.87	1:09.61	1:08.67	1:08.74	1:22.75	1:10.35	1:09.67	1:08.88		

22 James SUMNER

Lap	1	2	3	4	5	6	7	8	9	10
1	1:23.45	1:16.41	1:13.31	1:13.47	1:13.72	1:12.80	1:12.06	1:13.73	1:12.78	1:14.13
11	1:12.63	1:12.46	1:13.05	1:12.85	1:13.12	1:13.68	1:11.99			

25 Tim AYRES

Lap	1	2	3	4	5	6	7	8	9	10
1	1:19.30	1:11.07	1:10.88	1:11.35	1:11.40	1:10.69	1:10.69	1:10.70	1:10.51	1:10.66
11	1:10.28	1:09.65	1:10.28	1:09.39	1:10.65	1:09.30	1:10.40	1:10.72		

26 Greg PARNELL

Lap	1	2	3	4	5	6	7	8	9	10
1	1:20.81	1:14.38	1:13.29	1:11.80	1:11.50	1:11.10	1:11.31	1:11.00	1:11.67	1:11.08
11	1:11.58	1:11.58	1:12.16	1:11.42	1:11.80	1:11.51	1:11.05	1:10.41		

29 Keith AHLERS

Lap	1	2	3	4	5	6	7	8	9	10
1	1:09.69	1:06.01	1:05.34	1:05.06	1:04.97	1:06.99	1:04.69	1:03.83	1:05.26	1:05.43
11	1:04.71	1:04.42	1:04.02	1:04.66	1:04.59	1:04.53	1:04.25	1:03.92	1:05.87	

31 John BEVAN

Lap	1	2	3	4	5	6	7	8	9	10
1	1:28.43	1:18.97	1:18.47	1:19.52	1:22.94	1:25.50	1:23.93	1:24.57	1:26.36	1:22.21
11	1:22.20	1:24.44	1:21.62	1:22.59	1:23.48					

34 Peter SARGEANT

Lap	1	2	3	4	5	6	7	8	9	10
1	1:23.27	1:14.88	1:12.30	1:11.42	1:12.66	1:12.74	1:12.12	1:12.45	1:12.64	1:12.37
11	1:12.53	1:12.73	1:11.21	1:12.08	1:12.41	1:12.89	1:11.53			

36 Richard FOHL

Lap	1	2	3	4	5	6	7	8	9	10
1	1:25.15	1:15.14	1:13.55	1:12.52	1:13.23	1:12.11	1:11.76	1:13.18	1:11.95	1:13.30
11	1:12.37	1:12.04	1:10.55	1:11.83	1:11.35	1:11.35	1:11.31			

42 Peter COLE

Lap	1	2	3	4	5	6	7	8	9	10
1	1:19.73	1:11.22	1:10.94	1:11.68	1:10.85	1:10.57	1:10.70	1:10.79	1:11.27	1:10.65
11	1:09.97	1:09.58	1:11.49	1:10.33	1:12.42	1:13.38	1:11.71	1:11.89		

45 Tim PARSONS

Lap	1	2	3	4	5	6	7	8	9	10
1	1:17.81	1:10.99	1:08.68	1:08.73	1:09.38	1:09.23	1:09.08	1:09.98	1:09.28	1:10.68
11	1:08.73	1:09.47	1:09.10	1:08.89	1:08.77	1:08.72	1:08.49	1:09.12		

46 Phill THOMAS

Lap	1	2	3	4	5	6	7	8	9	10
1	1:17.90	1:11.49	1:10.23	1:09.94	1:09.42	1:10.46	1:09.57	1:09.84	1:10.07	1:10.29
11	1:10.21	1:10.67	1:10.28	1:10.08	1:10.43	1:09.90	1:09.45	1:09.71		

47 Peter RAFTER

Lap	1	2	3	4	5	6	7	8	9	10
1	1:26.89	1:15.40	1:14.83	1:14.65	1:15.10	1:15.11	1:16.56	1:15.68	1:15.29	1:16.89
11	1:16.34	1:16.84	1:16.59	1:15.51	1:16.45	1:13.11	1:15.26			

51 Paul BRYAN

Lap	1	2	3	4	5	6	7	8	9	10
1	1:25.73	1:15.05	1:13.59	1:13.45	1:13.42	1:12.50	1:12.18	1:13.85	1:12.85	1:13.72
11	1:13.64	1:11.72	1:12.72	1:12.94	1:12.96	1:13.00	1:11.55			

54 Philip ST CLAIR TISDALL

Lap	1	2	3	4	5	6	7	8	9	10
1	1:20.29	1:11.45	1:12.15	1:10.34	1:10.66	1:10.78	1:10.57	1:11.07	1:10.83	1:10.74
11	1:10.02	1:08.43	1:09.25	1:08.90	1:08.27	1:08.87	1:09.23	1:08.86		

56 Steven McDONALD

Lap	1	2	3	4	5	6	7	8	9	10
1	1:20.45	1:11.75	1:11.06	1:09.75	1:11.41	1:11.21	1:11.10	1:10.84	1:10.85	1:10.56
11	1:10.49	1:08.79	1:09.91	1:09.09	1:09.77	1:09.48	1:11.24	1:10.48		

61 Simon BAINES

Lap	1	2	3	4	5	6	7	8	9	10
1	1:21.25	1:11.93	1:09.11	1:08.74	1:08.73	1:08.38	1:08.57	1:08.21	1:08.40	1:08.93
11	1:08.01	1:07.83	1:08.68	1:07.60	1:07.53	1:08.68	1:08.58	1:07.55		

66 Andrew THOMPSON

Lap	1	2	3	4	5	6	7	8	9	10
1	1:12.01	1:07.10	1:06.42	1:06.55	1:06.94	1:07.24	1:06.71	1:07.03	1:07.36	1:06.42
11	1:07.15	1:06.65	1:06.81	1:06.70	1:06.65	1:06.12	1:06.96	1:06.54	1:06.32	

67 Dominic HOUSE

Lap	1	2	3	4	5	6	7	8	9	10
1	1:13.93	1:07.93	1:07.51	1:07.99	1:07.85	1:07.70	1:06.89	1:07.67	1:07.21	1:08.08
11	1:07.03	1:07.82	1:07.04	1:07.57	1:06.91	1:06.81	1:07.52	1:07.77	1:07.26	

69 Tony HIRST

Lap	1	2	3	4	5	6	7	8	9	10
1	1:14.12	1:08.30	1:07.10	1:07.55	1:33.14	1:11.41	1:08.00	1:08.20	1:09.19	1:08.09
11	1:06.83	1:06.74	1:08.07	1:07.31	1:06.19	1:06.52	1:07.18	1:07.60		

71 Kelvin LAIDLAW

Lap	1	2	3	4	5	6	7	8	9	10
1	1:23.90	1:14.77	1:12.92	1:12.26	1:13.04	1:12.21	1:12.04	1:12.74	1:12.32	1:12.20
11	1:12.70	1:12.72	1:12.19	1:12.22	1:11.46	1:12.09	1:11.22			

81 Roger WHITESIDE

Lap	1	2	3	4	5	6	7	8	9	10
1	1:18.82	1:09.32	1:08.52	1:07.58	1:06.88	1:06.08	1:06.72	1:05.65	1:05.44	1:05.94
11	1:07.01	1:06.65	1:06.68	1:05.75	1:06.16	1:06.33	1:06.30	1:05.20	1:05.09	

85 Andy GREEN

Lap	1	2	3	4	5	6	7	8	9	10
1	1:12.91	1:07.03	1:06.64	1:05.91	1:06.77	1:07.46	1:06.60	1:06.93	1:07.39	1:06.46
11	1:07.30	1:06.52	1:06.80	1:06.76	1:06.64	1:06.91	1:07.18	1:05.64	1:06.69	

87 Tony LEES

Lap	1	2	3	4	5	6	7	8	9	10
1	1:18.19	1:08.54	1:07.41	1:06.84	1:06.84	1:06.47	1:05.84	1:06.77	1:06.86	1:06.88
11	1:07.73	1:06.74	1:07.10	1:06.45	1:06.84	1:06.85	1:06.69	1:07.50	1:06.52	

90 Tony RIVERS

Lap	1	2	3	4	5	6	7	8	9	10
1	1:21.75	1:13.94	1:13.22	1:11.83	1:11.43	1:11.20	1:11.13	1:11.12	1:11.51	1:11.36
11	1:11.48	1:11.60	1:11.38	1:09.31	1:09.94	1:09.46	1:11.66	1:10.07		

Lap Chart

AR MOTORSPORT MORGAN CHALLENGE - RACE 17

Lap 1		Lap 2		Lap 3		Lap 4		Lap 5		Lap 6		Lap 7		Lap 8		Lap 9		Lap 10	
No	Time	No	Time	No	Time	No	Time	No	Time	No	Time	No	Time	No	Time	No	Time	No	Time
29	1:09.69	29	2:15.70	29	3:21.04	29	4:26.10	29	5:31.07	29	6:38.06	29	7:42.75	29	8:46.58	29	9:51.84	29	10:57.27
1	1:10.35	1	2:16.81	1	3:22.74	1	4:28.44	1	5:33.96	1	6:39.79	1	7:45.37	1	8:51.20	71	9:53.88 *1	16	10:59.16 *1
66	1:12.01	66	2:19.11	66	3:25.53	66	4:32.08	66	5:39.02	66	6:46.26	66	7:52.97	47	8:58.54 *1	36	9:56.64 *1	31	11:02.33 *2
85	1:12.91	85	2:19.94	85	3:26.58	85	4:32.49	85	5:39.26	85	6:46.72	85	7:53.32	66	9:00.00	1	9:57.61	1	11:03.64
67	1:13.93	67	2:21.86	67	3:29.37	69	4:37.07	67	5:45.21	31	6:48.33 *1	67	7:59.80	85	9:00.25	22	9:58.95 *1	34	11:04.48 *1
69	1:14.12	69	2:22.42	69	3:29.52	67	4:37.36	87	5:47.82	67	6:52.91	87	8:00.13	87	9:06.90	51	9:59.77 *1	71	11:06.20 *1
15	1:16.92	15	2:26.33	87	3:34.14	87	4:40.98	81	5:51.12	87	6:54.29	81	8:03.92	67	9:07.47	66	10:07.36	36	11:08.59 *1
4	1:17.15	87	2:26.73	15	3:34.96	15	4:43.74	15	5:51.80	81	6:57.20	4	8:08.52	81	9:09.57	85	10:07.64	22	11:11.73 *1
45	1:17.81	4	2:26.90	4	3:35.82	81	4:44.24	4	5:52.18	15	6:59.80	15	8:08.97	4	9:16.62	87	10:13.76	51	11:12.62 *1
46	1:17.90	81	2:28.14	81	3:36.66	4	4:44.72	45	5:55.59	4	6:59.90	31	8:13.83 *1	15	9:17.27	47	10:14.22 *1	66	11:13.78
87	1:18.19	45	2:28.80	45	3:37.48	45	4:46.21	46	5:58.98	45	7:04.82	45	8:13.90	45	9:23.88	67	10:14.68	85	11:14.10
21	1:18.40	46	2:29.39	46	3:39.62	21	4:49.18	21	5:59.21	21	7:07.89	61	8:16.71	61	9:24.92	81	10:15.01	87	11:20.64
81	1:18.82	21	2:29.57	21	3:39.73	46	4:49.56	61	5:59.76	61	7:08.14	21	8:17.35	21	9:25.70	4	10:24.37	81	11:20.95
25	1:19.30	25	2:30.37	25	3:41.25	61	4:51.03	25	6:04.00	46	7:09.44	46	8:19.01	46	9:28.85	15	10:24.95	67	11:22.76
42	1:19.73	42	2:30.95	42	3:41.89	25	4:52.60	56	6:04.42	25	7:14.69	25	8:25.38	25	9:36.08	45	10:33.16	47	11:29.51 *1
54	1:20.29	54	2:31.74	61	3:42.29	56	4:53.01	42	6:04.42	42	7:14.99	42	8:25.69	42	9:36.48	61	10:33.32	4	11:32.01
56	1:20.45	56	2:32.20	56	3:43.26	42	4:53.57	54	6:04.89	56	7:15.63	54	8:26.24	54	9:37.31	21	10:33.95	15	11:32.55
26	1:20.81	61	2:33.18	54	3:43.89	54	4:54.23	69	6:10.21	54	7:15.67	56	8:26.73	56	9:37.57	46	10:38.92	61	11:42.25
61	1:21.25	26	2:35.19	26	3:48.48	26	5:00.28	26	6:11.78	69	7:21.62	69	8:29.62	31	9:37.76 *1	25	10:46.59	21	11:42.96
90	1:21.75	90	2:35.69	90	3:48.91	90	5:00.74	90	6:12.17	26	7:22.88	26	8:34.19	69	9:37.82	69	10:47.01	45	11:43.84
16	1:22.51	16	2:36.86	16	3:49.49	16	5:01.48	16	6:12.82	90	7:23.37	90	8:34.50	26	9:45.19	42	10:47.75	46	11:49.21
34	1:23.27	34	2:38.15	34	3:50.45	34	5:01.87	34	6:14.53	16	7:24.12	16	8:35.50	90	9:45.62	54	10:48.14	69	11:55.10
22	1:23.45	71	2:38.67	71	3:51.59	71	5:03.85	71	6:16.89	34	7:27.27	34	8:39.39	16	9:47.09	56	10:48.42	25	11:57.25
71	1:23.90	22	2:39.86	22	3:53.17	36	5:06.36	36	6:19.59	71	7:29.10	71	8:41.14	34	9:51.84	26	10:56.86	42	11:58.40
36	1:25.15	36	2:40.29	36	3:53.84	22	5:06.64	22	6:20.36	36	7:31.70	36	8:43.46			90	10:57.13	54	11:58.88
51	1:25.73	51	2:40.78	51	3:54.37	51	5:07.82	51	6:21.24	22	7:33.16	22	8:45.22					56	11:58.98
47	1:26.89	47	2:42.29	47	3:57.12	47	5:11.77	47	6:26.87	51	7:33.74	51	8:45.92						
31	1:28.43	31	2:47.40	31	4:05.87	31	5:25.39			47	7:41.98								

Lap Chart

AR MOTORSPORT MORGAN CHALLENGE - RACE 17

Lap 11		Lap 12		Lap 13		Lap 14		Lap 15		Lap 16		Lap 17		Lap 18		Lap 19		Lap 20			
No	Time	No	Time	No	Time	No	Time	No	Time	No	Time	No	Time	No	Time	No	Time	No	Time		
29	12:01.98	29	13:06.40	29	14:10.42	29	15:15.08	29	16:19.67	29	17:24.20	29	18:28.45	29	19:32.37	29	20:38.24				
26	12:07.94 *1	25	13:07.53 *1	25	14:17.18 *1	69	15:16.74 *1	45	16:20.03 *1	45	17:28.80 *1	22	18:29.97 *2	61	19:39.16 *1	34	20:42.23 *2				
90	12:08.49 *1	42	13:08.37 *1	54	14:17.33 *1	47	15:19.58 *2	69	16:24.05 *1	69	17:30.24 *1	51	18:30.32 *2	51	19:43.32 *2	36	20:42.69 *2				
1	12:09.50	54	13:08.90 *1	42	14:17.95 *1	46	15:20.37 *1	46	16:30.45 *1	21	17:40.60 *1	61	18:30.58 *1	22	19:43.65 *2	71	20:43.00 *2				
16	12:10.21 *1	56	13:09.47 *1	56	14:18.26 *1	54	15:26.58 *1	1	16:34.20	46	17:40.88 *1	69	18:36.76 *1	69	19:43.94 *1	15	20:44.91 *1				
34	12:16.85 *1	1	13:16.23	1	14:21.90	25	15:27.46 *1	54	16:35.48 *1	1	17:41.15	45	18:37.52 *1	45	19:46.01 *1	31	20:45.23 *4				
71	12:18.40 *1	26	13:19.52 *1	26	14:31.10 *1	1	15:27.74	47	16:36.17 *2	54	17:43.75 *1	1	18:47.69	1	19:52.80	61	20:46.71 *1				
66	12:20.93	90	13:19.97 *1	90	14:31.57 *1	56	15:28.17 *1	25	16:36.85 *1	56	17:47.03 *1	46	18:50.78 *1	46	20:00.23 *1	69	20:51.54 *1				
85	12:21.40	16	13:20.60 *1	16	14:32.20 *1	42	15:29.44 *1	56	16:37.26 *1	25	17:47.50 *1	21	18:50.95 *1	21	20:00.62 *1	51	20:54.87 *2				
36	12:21.89 *1	66	13:27.58	66	14:34.39	66	15:41.09	31	16:37.54 *3	47	17:51.68 *2	54	18:52.62 *1	54	20:01.85 *1	45	20:55.13 *1				
22	12:25.86 *1	85	13:27.92	85	14:34.72	85	15:41.48	42	16:39.77 *1	42	17:52.19 *1	56	18:56.51 *1	25	20:07.20 *1	22	20:55.64 *2				
51	12:26.34 *1	34	13:29.38 *1	81	14:41.29	90	15:42.95 *1	66	16:47.74	66	17:53.86	25	18:56.80 *1	66	20:07.36	1	20:57.96				
81	12:27.96	71	13:31.10 *1	34	14:42.11 *1	26	15:43.26 *1	85	16:48.12	85	17:55.03	66	19:00.82	56	20:07.75 *1	21	21:09.50 *1				
87	12:28.37	36	13:34.26 *1	87	14:42.21	16	15:44.01 *1	90	16:52.26 *1	31	17:59.16 *3	85	19:02.21	85	20:07.85	46	21:09.94 *1				
31	12:28.69 *2	81	13:34.61	71	14:43.82 *1	81	15:47.04	81	16:53.20	81	17:59.53	42	19:05.57 *1	81	20:11.03	54	21:10.71 *1				
67	12:29.79	87	13:35.11	67	14:44.65	87	15:48.66	26	16:54.68 *1	90	18:02.20 *1	81	19:05.83	87	20:16.54	66	21:13.68				
4	12:39.55	67	13:37.61	36	14:46.30 *1	67	15:52.22	16	16:55.34 *1	87	18:02.35	47	19:08.13 *2	42	20:17.28 *1	85	21:14.54				
15	12:40.61	22	13:38.49 *1	22	14:50.95 *1	34	15:53.32 *1	87	16:55.50	67	18:05.94	87	19:09.04	67	20:21.23	81	21:16.12				
47	12:46.40 *1	51	13:39.98 *1	51	14:51.70 *1	71	15:56.01 *1	67	16:59.13	26	18:06.48 *1	90	19:11.66 *1	47	20:21.24 *2	25	21:17.92 *1				
61	12:50.26	4	13:47.61	4	14:54.99	36	15:56.85 *1	34	17:05.40 *1	16	18:07.26 *1	67	19:13.46	90	20:23.32 *1	56	21:18.23 *1				
21	12:50.83	15	13:48.68	15	14:57.03	4	16:03.06	71	17:08.23 *1	34	18:17.81 *1	26	19:17.99 *1	26	20:29.04 *1	87	21:23.06				
45	12:52.57	31	13:50.90 *2	61	15:06.77	22	16:04.00 *1	36	17:08.68 *1	4	18:18.10	16	19:18.74 *1	16	20:29.89 *1	67	21:28.49				
46	12:59.42	61	13:58.09	21	15:09.11	51	16:04.42 *1	4	17:09.99	71	18:19.69 *1	31	19:21.75 *3	4	20:34.53	42	21:29.17 *1				
69	13:01.93	21	14:00.44	45	15:11.14	15	16:05.54	15	17:14.30	36	18:20.03 *1	4	19:26.12			90	21:33.39 *1				
		45	14:02.04	31	15:13.10 *2	61	16:14.37	22	17:16.85 *1	15	18:23.20	34	19:30.70 *1			47	21:36.50 *2				
		47	14:02.74 *1			21	16:17.85	51	17:17.36 *1			36	19:31.38 *1			26	21:39.45 *1				
		69	14:08.67					61	17:21.90			71	19:31.78 *1			16	21:40.13 *1				
		46	14:10.09									15	19:32.12			4	21:41.88				



MIKE STRIPE TEAM RELAY RACE FOR PRE-WAR SPORTS CARS

RESULT - RACE 18

PI	No	Cl	Name	Laps	Time	Behind	MPH	Best Lap on	MPH	
1	7		MANCHE D'ENCHANTEUR	67	1:28:51.66		74.15	1:15.78	21	77.86
2	3		PISTOL KNIGHTS	63	1:29:14.20	4 Laps	69.43	1:20.85	14	72.98
3	10		TEAM 10	60	1:28:57.34	7 Laps	66.33	1:24.96	2	69.45
4	9		TEAM 9	60	1:29:20.86	7 Laps	66.04	1:20.93	9	72.91
5	1		JUSTIN & THE BIG YELLOW SKIDMARK	58	1:28:03.17	9 Laps	64.78	1:16.36	3	77.27
6	2		SORRY DAD IT'LL POLISH OUT	57	1:29:21.27	10 Laps	62.73	1:21.65	56	72.26
7	5		RILEY RITEOFFS	49	1:21:51.04	18 Laps	58.87	1:30.53	26	65.18

Fastest Lap

7	MANCHE D'ENCHANTEUR	1:15.78	21	77.86
---	---------------------	---------	----	-------

Car 5 - 5 Lap Penalty Applied for SPEEDING IN THE PIT LANE TWICE

Start Time : 15:31

Silverstone

23 Apr 17 17:34

Clerk of Course:

Time Issued:

Chief Timekeeper:

THESE RESULTS ARE PROVISIONAL UNTIL THE CONCLUSION OF ANY JUDICIAL AND TECHNICAL MATTERS

Timing by HS Sports Ltd - Results and Lap Times at www.theresultslive.co.uk/vintage-sports-car-club



MIKE STRIPE TEAM RELAY RACE FOR PRE-WAR SPORTS CARS

RESULT - RACE 18 - AFTER 30 MINUTES

PI	No	Cl	Name	Laps	Time	Behind	MPH	Best Lap on	MPH	
1	7		MANCHE D'ENCHANTEUR	23	29:39.36		76.27	1:15.78	21	77.86
2	3		PISTOL KNIGHTS	21	29:17.67	2 Laps	70.50	1:20.85	14	72.98
3	10		TEAM 10	20	29:23.57	3 Laps	66.91	1:24.96	2	69.45
4	2		SORRY DAD IT'LL POLISH OUT	19	28:17.33	4 Laps	66.05	1:22.15	14	71.82
5	9		TEAM 9	19	28:46.49	4 Laps	64.93	1:20.93	9	72.91
6	1		JUSTIN & THE BIG YELLOW SKIDMARK	19	29:38.53	4 Laps	63.03	1:16.36	3	77.27
7	5		RILEY RITEOFFS	17	28:45.69	6 Laps	58.13	1:39.95	15	59.03

Fastest Lap

7	MANCHE D'ENCHANTEUR	1:15.78	21	77.86
---	---------------------	---------	----	-------

Start Time : 15:31

Silverstone

23 Apr 17 16:02

Clerk of Course:

Time Issued:

Chief Timekeeper:

THESE RESULTS ARE PROVISIONAL UNTIL THE CONCLUSION OF ANY JUDICIAL AND TECHNICAL MATTERS

Timing by HS Sports Ltd - Results and Lap Times at www.theresultslive.co.uk/vintage-sports-car-club



MIKE STRIPE TEAM RELAY RACE FOR PRE-WAR SPORTS CARS

RESULT - RACE 18 - AFTER 1 HOUR

PI	No	Cl	Name	Laps	Time	Behind	MPH	Best Lap on	MPH	
1	7		MANCHE D'ENCHANTEUR	45	59:13.51		74.72	1:15.78	21	77.86
2	3		PISTOL KNIGHTS	42	59:00.69	3 Laps	69.99	1:20.85	14	72.98
3	10		TEAM 10	40	59:40.87	5 Laps	65.91	1:24.96	2	69.45
4	9		TEAM 9	39	59:26.60	6 Laps	64.52	1:20.93	9	72.91
5	1		JUSTIN & THE BIG YELLOW SKIDMARK	38	58:35.25	7 Laps	63.78	1:16.36	3	77.27
6	2		SORRY DAD IT'LL POLISH OUT	37	59:18.86	8 Laps	61.34	1:22.15	14	71.82
7	5		RILEY RITEOFFS	36	59:44.20	9 Laps	59.26	1:30.53	26	65.18

Fastest Lap

7	MANCHE D'ENCHANTEUR	1:15.78	21	77.86
---	---------------------	---------	----	-------

Start Time : 15:31

Silverstone

23 Apr 17 16:32

Clerk of Course:

Time Issued:

Chief Timekeeper:

THESE RESULTS ARE PROVISIONAL UNTIL THE CONCLUSION OF ANY JUDICIAL AND TECHNICAL MATTERS

Timing by HS Sports Ltd - Results and Lap Times at www.theresultslive.co.uk/vintage-sports-car-club

MIKE STRIPE TEAM RELAY RACE FOR PRE-WAR SPORTS CARS

LAP TIMES - RACE 18

1 JUSTIN & THE BIG YELLOW SKI

Lap	1	2	3	4	5	6	7	8	9	10
1	1:20.18	1:18.09	1:16.36	1:17.31	2:07.99	2:38.94	1:26.92	1:26.80	1:27.33	1:27.51
11	1:33.50	1:33.73	1:32.39	1:33.10	1:31.02	1:31.90	1:30.81	1:31.44	1:33.21	1:32.16
21	1:32.27	1:32.29	1:32.09	1:32.31	1:32.22	1:32.07	1:32.50	1:34.11	1:54.61	1:53.03
31	1:23.41	1:23.37	1:23.93	1:24.36	1:24.69	1:25.38	1:25.99	1:25.93	1:30.21	1:29.27
41	1:25.19	1:26.74	1:27.85	1:37.90	1:25.46	1:26.80	1:26.57	1:26.49	1:28.06	1:27.16
51	1:28.45	1:28.94	1:28.27	1:27.97	1:27.55	1:25.73	1:27.66	1:35.65		

2 SORRY DAD IT'LL POLISH OUT

Lap	1	2	3	4	5	6	7	8	9	10
1	1:26.93	1:23.70	1:24.19	1:24.00	1:23.59	1:23.63	1:23.17	1:23.02	1:23.74	1:23.43
11	1:23.45	1:23.02	1:22.96	1:22.15	1:27.64	2:11.84	1:41.23	1:42.66	1:42.98	1:43.69
21	1:44.66	1:44.74	1:44.86	1:44.32	1:44.42	1:46.48	1:43.37	1:42.96	1:44.90	1:42.74
31	1:50.72	2:11.32	1:34.11	1:36.56	1:35.93	1:33.04	1:32.71	1:32.55	1:32.45	1:32.72
41	1:33.02	1:32.35	1:32.82	1:33.12	1:32.30	1:32.86	1:31.97	1:41.73	1:55.63	1:23.09
51	1:22.51	1:22.82	1:22.66	1:21.93	1:22.33	1:21.65	1:21.90			

3 PISTOL KNIGHTS

Lap	1	2	3	4	5	6	7	8	9	10
1	1:30.35	1:24.42	1:22.72	1:22.28	1:23.13	1:23.83	1:23.80	1:22.59	1:23.09	1:24.16
11	1:22.34	1:25.06	1:23.60	1:20.85	1:22.12	1:22.07	1:23.03	1:22.30	1:22.68	1:22.36
21	1:30.89	1:56.55	1:23.97	1:24.14	1:23.62	1:23.08	1:22.56	1:22.41	1:23.24	1:23.17
31	1:22.81	1:23.54	1:23.76	1:22.84	1:22.58	1:23.03	1:23.23	1:22.91	1:23.09	1:23.48
41	1:22.56	1:26.45	1:51.27	1:24.45	1:23.89	1:24.05	1:24.93	1:27.34	1:23.85	1:25.66
51	1:24.87	1:25.12	1:24.85	1:26.07	1:24.58	1:25.22	1:25.02	1:25.35	1:25.18	1:24.66
61	1:24.89	1:26.35	1:25.91							

5 RILEY RITEOFFS

Lap	1	2	3	4	5	6	7	8	9	10
1	1:46.24	1:41.46	1:41.03	1:42.41	1:42.02	1:41.11	1:40.96	1:41.04	1:41.20	1:42.89
11	1:40.01	1:40.02	1:41.06	1:40.54	1:39.95	1:40.15	1:43.60	1:53.53	1:32.77	1:30.79
21	1:31.82	1:31.81	1:31.30	1:31.35	1:31.24	1:30.53	1:30.66	1:30.72	1:31.65	1:34.29
31	1:38.50	2:18.77	1:44.61	1:42.46	1:40.83	1:40.88	1:40.86	1:41.20	1:40.38	1:40.68
41	1:40.00	1:40.66	1:41.29	1:41.98	1:39.37	1:40.36	1:39.95	1:47.03	1:53.08	1:30.64
51	1:30.77	1:30.13	1:30.54	1:31.63						

7 MANCHE D'ENCHANTEUR

Lap	1	2	3	4	5	6	7	8	9	10
1	1:20.56	1:17.09	1:17.56	1:16.54	1:18.93	1:17.29	1:17.23	1:17.03	1:18.64	1:18.78
11	1:17.14	1:16.28	1:16.14	1:19.32	1:16.89	1:16.22	1:16.31	1:16.40	1:17.96	1:15.99
21	1:15.78	1:17.96	1:17.32	1:16.26	1:16.27	1:28.84	1:53.66	1:19.90	1:18.89	1:18.20
31	1:18.39	1:18.48	1:18.63	1:18.45	1:17.97	1:18.22	1:17.33	1:18.13	1:18.22	1:18.30
41	1:19.37	1:18.98	1:18.62	1:21.70	1:21.34	1:21.75	1:31.16	1:51.74	1:19.19	1:19.21
51	1:19.10	1:18.25	1:18.14	1:18.67	1:18.09	1:19.09	1:18.79	1:18.38	1:17.65	1:19.01
61	1:18.93	1:18.12	1:18.22	1:17.55	1:18.96	1:19.00	1:19.15			

9 TEAM 9

Lap	1	2	3	4	5	6	7	8	9	10
1	1:29.88	1:25.07	1:25.01	1:22.58	1:21.85	1:22.64	1:22.87	1:28.18	1:20.93	1:21.65
11	1:22.88	1:23.03	1:23.89	1:21.11	1:35.38	2:33.90	1:31.61	2:01.21	1:32.82	1:31.47
21	1:30.65	1:32.05	1:31.60	1:31.40	1:31.13	1:30.76	1:30.77	1:31.25	1:30.22	1:30.68
31	1:30.30	1:30.16	1:30.56	1:30.39	1:36.00	1:58.08	1:26.88	1:27.45	1:28.31	1:27.55
41	1:27.39	1:26.49	1:26.36	1:25.89	1:25.41	1:25.61	1:25.08	1:25.34	1:25.21	1:24.81
51	1:25.28	1:25.87	1:24.34	1:24.15	1:24.66	1:24.40	1:24.54	1:24.55	1:24.48	1:26.85

10 TEAM 10

Lap	1	2	3	4	5	6	7	8	9	10
1	1:29.39	1:24.96	1:25.45	1:26.35	1:26.55	1:28.40	1:27.83	1:28.64	1:28.92	1:29.22
11	1:28.80	1:28.85	1:28.05	1:27.97	1:26.37	1:27.97	1:28.28	1:28.41	1:28.54	1:34.62
21	2:03.70	1:30.28	1:29.80	1:29.76	1:28.91	1:29.07	1:30.49	1:29.43	1:29.18	1:28.50
31	1:28.04	1:28.02	1:28.11	1:28.47	1:28.27	1:29.83	1:29.06	1:28.32	1:28.75	1:31.31
41	1:56.20	1:27.86	1:26.79	1:26.69	1:26.50	1:26.39	1:26.41	1:26.29	1:26.35	1:25.59
51	1:26.08	1:26.01	1:26.19	1:26.51	1:26.07	1:26.23	1:26.26	1:26.10	1:26.14	1:25.81

Lap Chart

MIKE STRIPE TEAM RELAY RACE FOR PRE-WAR SPORTS CARS - RACE 18

Lap 1		Lap 2		Lap 3		Lap 4		Lap 5		Lap 6		Lap 7		Lap 8		Lap 9		Lap 10	
No	Time	No	Time	No	Time	No	Time	No	Time	No	Time	No	Time	No	Time	No	Time	No	Time
1	1:20.18	7	2:37.65	1	3:54.63	7	5:11.75	7	6:30.68	7	7:47.97	7	9:05.20	7	10:22.23	7	11:40.87	7	12:59.65
7	1:20.56	1	2:38.27	7	3:55.21	1	5:11.94	5	6:51.14 *1	2	8:26.04	2	9:49.21	2	11:12.23	5	11:55.23 *2	10	13:06.49 *1
2	1:26.93	2	2:50.63	2	4:14.82	2	5:38.82	2	7:02.41	3	8:26.73	9	9:49.90	3	11:13.12	2	12:35.97	5	13:36.27 *2
10	1:29.39	10	2:54.35	3	4:17.49	3	5:39.77	3	7:02.90	9	8:27.03	3	9:50.53	9	11:18.08	3	12:36.21	2	13:59.40
9	1:29.88	3	2:54.77	10	4:19.80	9	5:42.54	9	7:04.39	5	8:33.16 *1	1	9:58.87 *1	1	11:25.79 *1	9	12:39.01	3	14:00.37
3	1:30.35	9	2:54.95	9	4:19.96	10	5:46.15	10	7:12.70	10	8:41.10	10	10:08.93	10	11:37.57	1	12:52.59 *1	9	14:00.66
5	1:46.24	5	3:27.70	5	5:08.73			1	7:19.93			5	10:14.27 *1						

Lap Chart

MIKE STRIPE TEAM RELAY RACE FOR PRE-WAR SPORTS CARS - RACE 18

Lap 11		Lap 12		Lap 13		Lap 14		Lap 15		Lap 16		Lap 17		Lap 18		Lap 19		Lap 20	
No	Time	No	Time	No	Time	No	Time	No	Time	No	Time	No	Time	No	Time	No	Time	No	Time
7	14:16.79	7	15:33.07	7	16:49.21	7	18:08.53	7	19:25.42	7	20:41.64	7	21:57.95	7	23:14.35	7	24:32.31	7	25:48.30
1	14:19.92 *2	1	15:47.43 *2	5	17:00.36 *3	2	18:08.83 *1	2	19:30.98 *1	3	20:54.34 *1	1	22:00.15 *3	10	23:23.72 *2	2	24:51.69 *2	10	26:20.41 *2
10	14:35.71 *1	10	16:04.51 *1	1	17:20.93 *2	9	18:10.46 *1	9	19:31.57 *1	2	20:58.62 *1	5	22:01.45 *4	1	23:31.17 *3	10	24:52.00 *2	3	26:24.42 *1
5	15:17.47 *2	2	16:45.87	10	17:33.36 *1	3	18:11.37 *1	3	19:32.22 *1	9	21:06.95 *1	3	22:16.41 *1	3	23:39.44 *1	3	25:01.74 *1	1	26:33.88 *3
3	15:22.71	9	16:46.57			5	18:40.37 *3	5	20:20.39 *3	10	21:55.75 *1	2	23:10.46 *1	9	23:40.85 *2	1	25:03.07 *3	2	26:34.35 *2
2	15:22.85	3	16:47.77			1	18:54.66 *2	1	20:27.05 *2					5	23:41.99 *4	9	25:12.46 *2	5	27:02.09 *4
9	15:23.54					10	19:01.41 *1	10	20:29.38 *1							5	25:21.94 *4		

Lap Chart

MIKE STRIPE TEAM RELAY RACE FOR PRE-WAR SPORTS CARS - RACE 18

Lap 21		Lap 22		Lap 23		Lap 24		Lap 25		Lap 26		Lap 27		Lap 28		Lap 29		Lap 30	
No	Time	No	Time	No	Time	No	Time	No	Time	No	Time	No	Time	No	Time	No	Time	No	Time
7	27:04.08	7	28:22.04	7	29:39.36	7	30:55.62	7	32:11.89	7	33:40.73	7	35:34.39	7	36:54.29	7	38:13.18	7	39:31.38
9	27:13.67 *3	5	28:45.69 *5	2	30:01.02 *3	1	31:10.69 *4	5	32:11.99 *6	5	33:42.78 *6	1	35:47.34 *4	2	36:59.60 *4	5	38:17.71 *6	3	39:34.00 *2
3	27:46.78 *1	9	28:46.49 *3	9	30:17.96 *3	3	31:14.22 *2	3	32:38.19 *2	3	34:02.33 *2	10	35:57.11 *3	1	37:19.65 *4	2	38:44.02 *4	5	39:49.06 *6
10	27:48.95 *2	3	29:17.67 *1	5	30:39.22 *5	10	31:27.27 *3	1	32:42.96 *4	1	34:15.25 *4	9	36:23.66 *3	10	37:26.02 *3	1	38:51.87 *4	1	40:23.94 *4
1	28:05.32 *3	10	29:23.57 *2			2	31:45.68 *3	10	32:57.55 *3	10	34:27.35 *3	5	36:46.41 *5	9	37:54.79 *3	10	38:55.09 *3	10	40:25.58 *3
2	28:17.33 *2	1	29:38.53 *3			9	31:48.61 *3	9	33:20.66 *3	9	34:52.26 *3	3	36:49.03 *1	3	38:11.59 *1	9	39:25.55 *3	2	40:30.50 *4
								2	33:30.42 *3	5	35:14.60 *5								
										2	35:15.28 *3								
										3	35:25.95 *1								

Lap Chart

MIKE STRIPE TEAM RELAY RACE FOR PRE-WAR SPORTS CARS - RACE 18

Lap 31		Lap 32		Lap 33		Lap 34		Lap 35		Lap 36		Lap 37		Lap 38		Lap 39		Lap 40	
No	Time	No	Time	No	Time	No	Time	No	Time	No	Time	No	Time	No	Time	No	Time	No	Time
7	40:49.77	7	42:08.25	7	43:26.88	7	44:45.33	7	46:03.30	7	47:21.52	7	48:38.85	7	49:56.98	7	51:15.20	7	52:33.50
9	40:56.32 *4	2	42:13.87 *5	1	43:30.55 *5	10	44:52.69 *4	10	46:20.73 *4	5	47:23.86 *7	1	48:41.60 *6	9	49:59.49 *5	2	51:26.51 *7	1	52:53.26 *6
3	40:57.24 *2	3	42:20.41 *2	3	43:43.22 *2	3	45:06.76 *2	3	46:30.52 *2	2	47:24.47 *6	5	48:58.15 *7	1	50:04.97 *6	1	51:28.90 *6	5	52:55.42 *8
5	41:20.30 *6	9	42:27.57 *4	2	43:56.83 *5	1	45:25.16 *5	9	46:58.77 *4	10	47:48.75 *4	2	49:15.19 *6	5	50:36.65 *7	9	51:29.88 *5	2	53:00.62 *7
10	41:55.01 *3	5	42:50.83 *6	9	43:57.79 *4	9	45:28.47 *4	1	47:18.19 *5	3	47:53.36 *2	3	49:15.94 *2	3	50:38.97 *2	3	52:02.20 *2	9	53:05.88 *5
1	41:56.44 *4	10	43:24.19 *3	5	44:21.49 *6	2	45:41.73 *5			9	48:28.93 *4	10	49:16.86 *4	10	50:45.33 *4	10	52:13.60 *4	3	53:25.11 *2
						5	45:52.21 *6											10	53:43.43 *4

Lap Chart

MIKE STRIPE TEAM RELAY RACE FOR PRE-WAR SPORTS CARS - RACE 18

Lap 41		Lap 42		Lap 43		Lap 44		Lap 45		Lap 46		Lap 47		Lap 48		Lap 49		Lap 50	
No	Time	No	Time	No	Time	No	Time	No	Time	No	Time	No	Time	No	Time	No	Time	No	Time
7	53:52.87	7	55:11.85	7	56:30.47	7	57:52.17	7	59:13.51	7	1:00:35.26	7	1:02:06.42	7	1:03:58.16	7	1:05:17.35	7	1:06:36.56
1	54:17.95 *6	10	55:12.49 *5	9	56:30.84 *6	9	57:58.29 *6	2	59:18.86 *8	2	1:00:51.41 *8	3	1:02:16.41 *3	1	1:04:26.66 *6	2	1:05:29.60 *8	9	1:06:40.28 *6
2	54:37.18 *7	1	55:43.33 *6	10	56:40.81 *5	5	58:03.32 *9	9	59:26.60 *6	3	1:00:51.96 *3	9	1:02:21.54 *6	10	1:04:31.72 *5	1	1:05:54.51 *6	2	1:07:01.95 *8
5	54:40.03 *8	3	56:11.68 *2	1	57:09.32 *6	10	58:09.56 *5	10	59:40.87 *5	9	1:00:54.15 *6	2	1:02:23.86 *8	5	1:04:46.64 *9	10	1:05:58.41 *5	10	1:07:24.91 *5
3	54:48.20 *2	2	56:13.11 *7	3	57:34.24 *2	1	58:35.25 *6	5	59:44.20 *9	5	1:01:25.06 *9	1	1:02:59.92 *6	3	1:05:04.35 *2	5	1:06:27.32 *9	1	1:07:32.41 *6
9	55:03.96 *5	5	56:22.49 *8	2	57:46.15 *7	3	59:00.69 *2	1	1:00:05.46 *6	1	1:01:34.73 *6	10	1:03:04.93 *5	9	1:05:14.39 *5	3	1:06:29.28 *2		
										10	1:01:37.07 *5	5	1:03:06.26 *9						
												3	1:03:40.30 *2						
												9	1:03:48.03 *5						
												2	1:03:56.58 *7						

Lap Chart

MIKE STRIPE TEAM RELAY RACE FOR PRE-WAR SPORTS CARS - RACE 18

Lap 51		Lap 52		Lap 53		Lap 54		Lap 55		Lap 56		Lap 57		Lap 58		Lap 59		Lap 60	
No	Time	No	Time	No	Time	No	Time	No	Time	No	Time	No	Time	No	Time	No	Time	No	Time
7	1:07:55.66	7	1:09:13.91	7	1:10:32.05	7	1:11:50.72	7	1:13:08.81	7	1:14:27.90	7	1:15:46.69	7	1:17:05.07	7	1:18:22.72	7	1:19:41.73
3	1:07:56.62 *3	3	1:09:20.47 *3	3	1:10:46.13 *3	1	1:11:51.24 *7	10	1:13:10.35 *6	10	1:14:35.94 *6	10	1:16:02.02 *6	10	1:17:28.03 *6	10	1:18:54.22 *6	2	1:19:45.47 *10
9	1:08:05.69 *6	9	1:09:31.30 *6	9	1:10:56.38 *6	3	1:12:11.00 *3	5	1:13:11.25 *11	2	1:14:45.02 *9	1	1:16:12.95 *7	1	1:17:41.40 *7	1	1:19:10.34 *7	5	1:19:57.96 *12
5	1:08:07.32 *10	5	1:09:47.98 *10	5	1:11:29.27 *10	9	1:12:21.72 *6	2	1:13:13.05 *9	1	1:14:45.79 *7	2	1:16:26.75 *9	3	1:17:51.62 *3	3	1:19:16.84 *3	10	1:20:20.73 *6
2	1:08:34.77 *8	2	1:10:07.89 *8	2	1:11:40.19 *8			1	1:13:17.73 *7	5	1:14:50.62 *11	3	1:16:27.04 *3	9	1:18:02.89 *6	9	1:19:27.23 *6	1	1:20:38.61 *7
10	1:08:51.30 *5	10	1:10:17.71 *5	10	1:11:44.00 *5			3	1:13:36.12 *3	3	1:15:00.97 *3	5	1:16:30.98 *11	5	1:18:10.93 *11			3	1:20:41.86 *3
1	1:08:57.87 *6	1	1:10:24.67 *6					9	1:13:46.93 *6	9	1:15:11.74 *6	9	1:16:37.02 *6	2	1:18:22.38 *9			9	1:20:51.38 *6

Lap Chart

MIKE STRIPE TEAM RELAY RACE FOR PRE-WAR SPORTS CARS - RACE 18

Lap 61		Lap 62		Lap 63		Lap 64		Lap 65		Lap 66		Lap 67		Lap 68		Lap 69		Lap 70	
No	Time	No	Time	No	Time	No	Time	No	Time	No	Time	No	Time	No	Time	No	Time	No	Time
7	1:21:00.66	7	1:22:18.78	7	1:23:37.00	7	1:24:54.55	7	1:26:13.51	7	1:27:32.51	7	1:28:51.66						
2	1:21:07.98 *10	2	1:22:30.80 *10	9	1:23:40.44 *7	3	1:24:57.05 *4	3	1:26:21.94 *4	3	1:27:48.29 *4	10	1:28:57.34 *7						
10	1:21:46.80 *6	10	1:23:13.03 *6	2	1:23:53.46 *10	1	1:24:59.86 *8	5	1:26:22.58 *13	5	1:27:53.12 *13	3	1:29:14.20 *4						
5	1:21:51.04 *12	5	1:23:21.68 *12	10	1:24:39.29 *6	9	1:25:04.98 *7	1	1:26:27.52 *8	9	1:27:54.01 *7	9	1:29:20.86 *7						
1	1:22:06.58 *7	3	1:23:32.39 *3	5	1:24:52.45 *12	2	1:25:15.39 *10	9	1:26:29.53 *7	2	1:27:59.37 *10	2	1:29:21.27 *10						
3	1:22:07.21 *3	1	1:23:34.13 *7			10	1:26:05.39 *6	2	1:26:37.72 *10	1	1:28:03.17 *8	5	1:29:24.75 *13						
9	1:22:16.04 *6							10	1:27:31.53 *6										